ConocoPhillips

Annual Surmont SAGD Performance Review Approvals 9426 and 9460 Subsurface – Appendix Subsection 3.1.1. (5)

February 1st, 2015 to March 1st, 2016

Calgary, Alberta, Canada

Table of Contents

		S1 SAGD Well Instrumentation	***3***
		S1 Observation Wells	***4***
		Pad 101 Monthly Average BHP	***5 - 6***
1.0	*1.0*	*S1 – 101 Subsurface Naming Convention*	***5***
	1.1	*Pad 101-02*	***6-9***
	1.2	*Pad 101-04*	***10-14***
	1.3	*Pad 101-14*	***15-18***
	1.4	*Pad 101-15*	***19-24***
2.0	*2.0*	*S1 - 102 Subsurface Naming Convention*	***25***
	2.1	*Pad 102-04*	***26-30***
	2.2	*Pad 102-11*	***31-36***
	2.3	*Pad 102-16*	***37-40***
	2.4	*Pad 102-21*	***41-42***
	2.5	*Pad 102-22*	***43-44***
3.0	*3.1*	*S1 – 103 Subsurface Naming Convention*	***45***
	3.2	*Pad 103-P02 OBA*	***46-50***
	3.3	*Pad 103-P12 OBA*	***51-55***
4.0	*4.0*	*Pilot Instrumentation Summary*	***56***
	4.1	*Pilot SAGD Well pairs BHP*	***57***
	4.2	*Surmont Pilot Temperature Monitoring Observation Wells; Map*	***58***
	4.3	*Surmont Pilot Pressure Monitoring Observation Wells; Map*	***59***
	4.4	*A Well Pair: OBS36*	***60***
	4.5	*C Well Pair: OBS20*	***61***
5.0	*5.0*	*S2 - SAGD Well Instrumentation*	***62***
	5.1	*S2 Observation Wells*	***63***
	5.2	*262-3-P03*	***64-68***
	5.3	*262-3-P07*	***69-73***
	5.4	*263-1-P06*	***74-78***
	5.5	*263-1-P09*	***79-83***
	5.6	*264-1-P06*	***84-88***
	5.7	*264-1-P11*	***89-93***
	5.8	*263-2-P03 OBC*	***94-98***
	5.9	*263-2-P03 OBB*	***99-103***
	5.10	*265-2-P09*	***104-108***
	5.11	*265-2-P03*	***109-113***
	5.12	*264-2-P07*	***114-118***
	5.13	*264-2-P04*	***119-123***
	5.14	*264-3-P06*	***124-128***
	5.15	*264-3-P07*	***129-133***
6.0	*6.0*	*S1-S2 Monthly Average Steam Chamber Pressures*	***134-143***

S1 SAGD Well Instrumentation

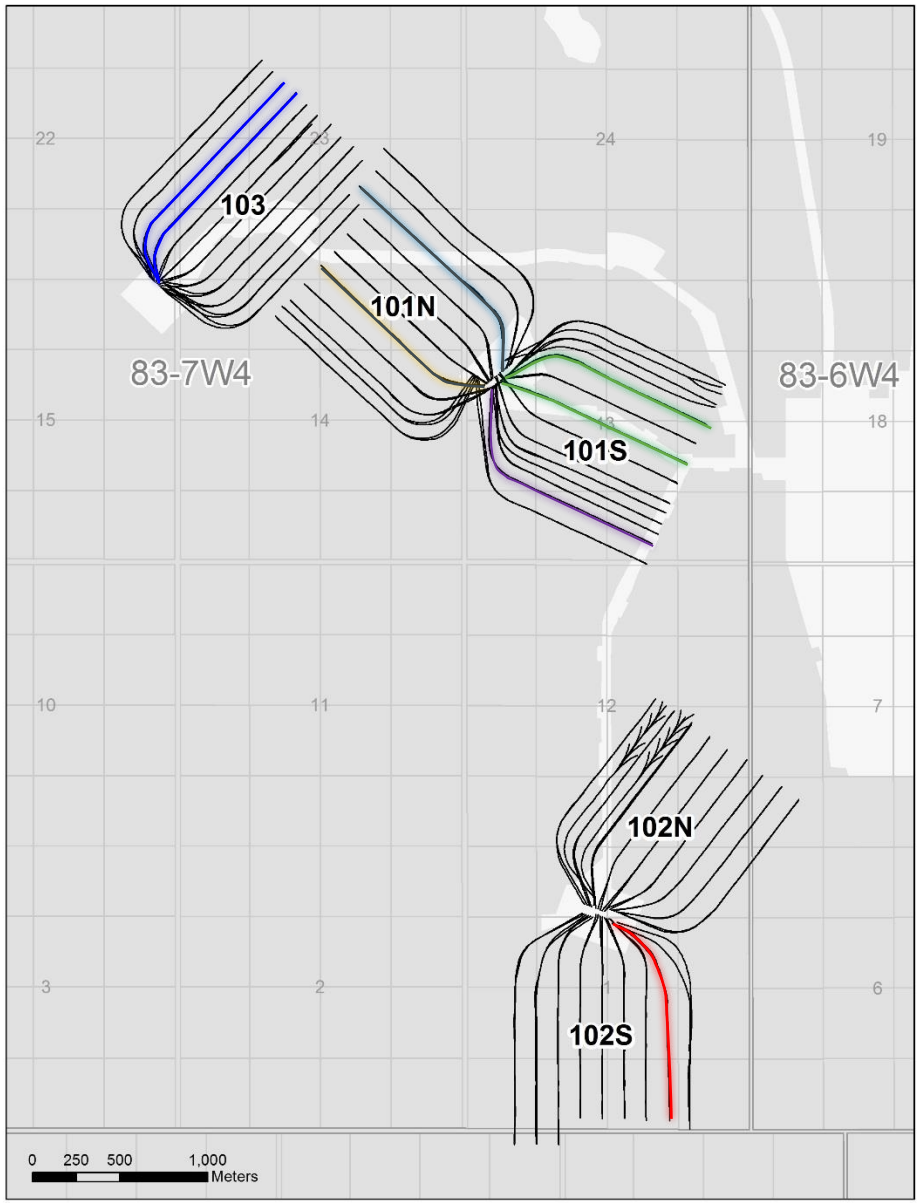

- ***All wells on pads contain 40 point fiber optics strings in the producers unless otherwise noted***

120 points
80 points
76 points
74 points
6 points
0 points

ConocoPhillips

S1 Observation Wells

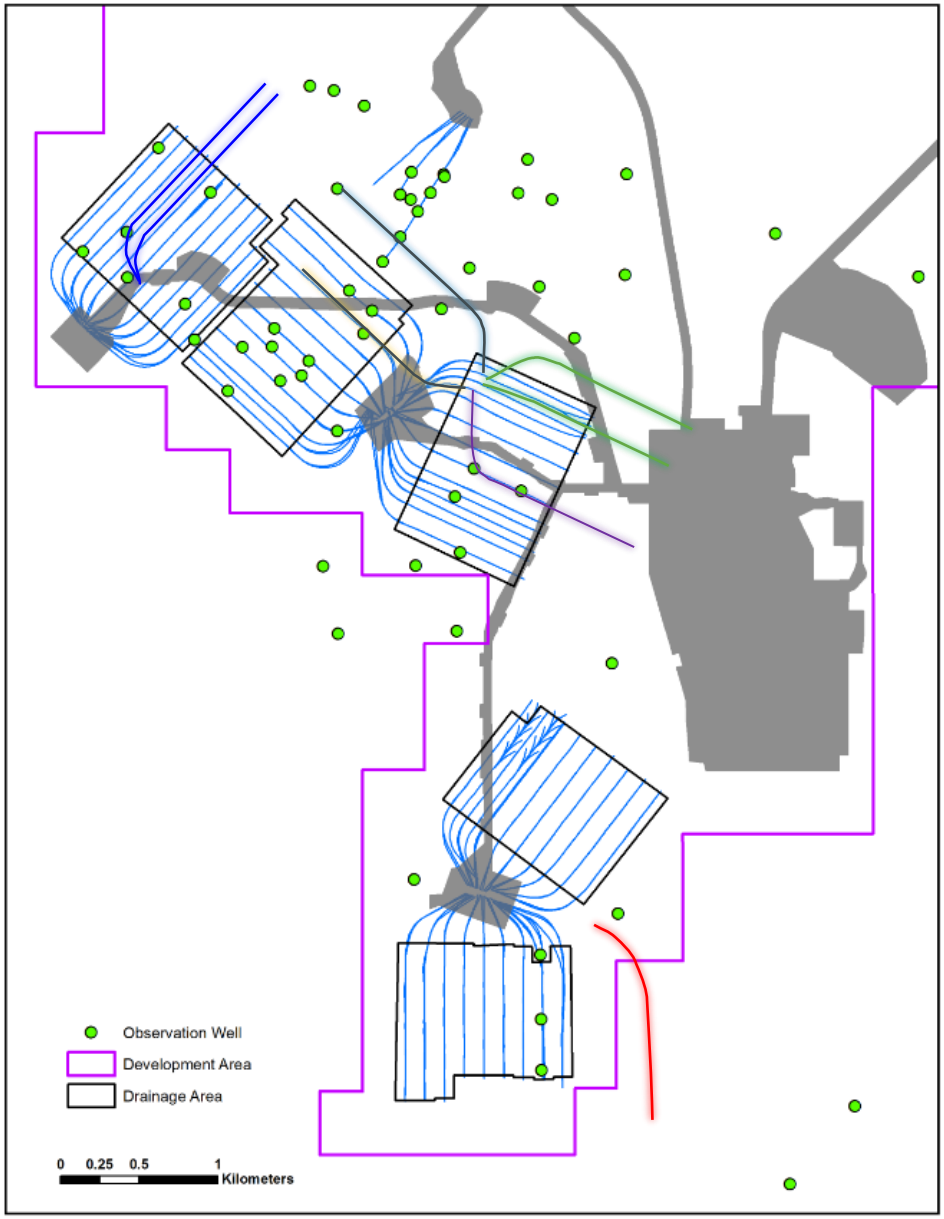

ConocoPhillips

Surface vs Subsurface Naming Convention Well Pad 101

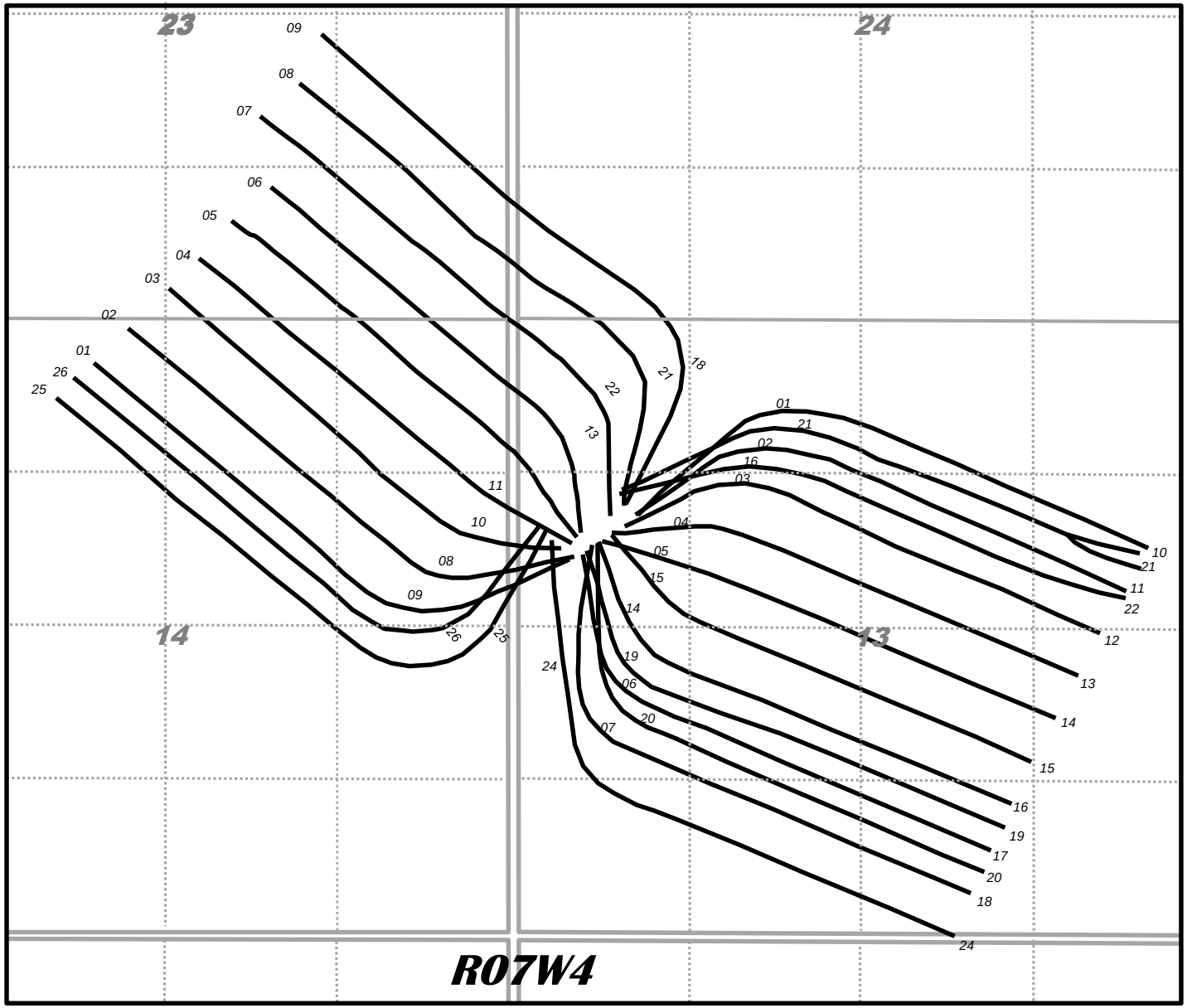

Pair 101-02 (101-08)



Horizons

= WAB

= TopResSeis

= BHL

Picks

= Casing Point

Gamma Ray Color Scale (API)

Integrated Seismic Trace

101-02 Wellpair Review



1. Started up in March 2011
2. Converted to SAGD mode in Aug. 2011
3. Four observation wells. Only two equipped with thermocouples and piezometers

Inj depth 238 mASL

Prod depth232 mASL

101-02 OBB 100091408307W4

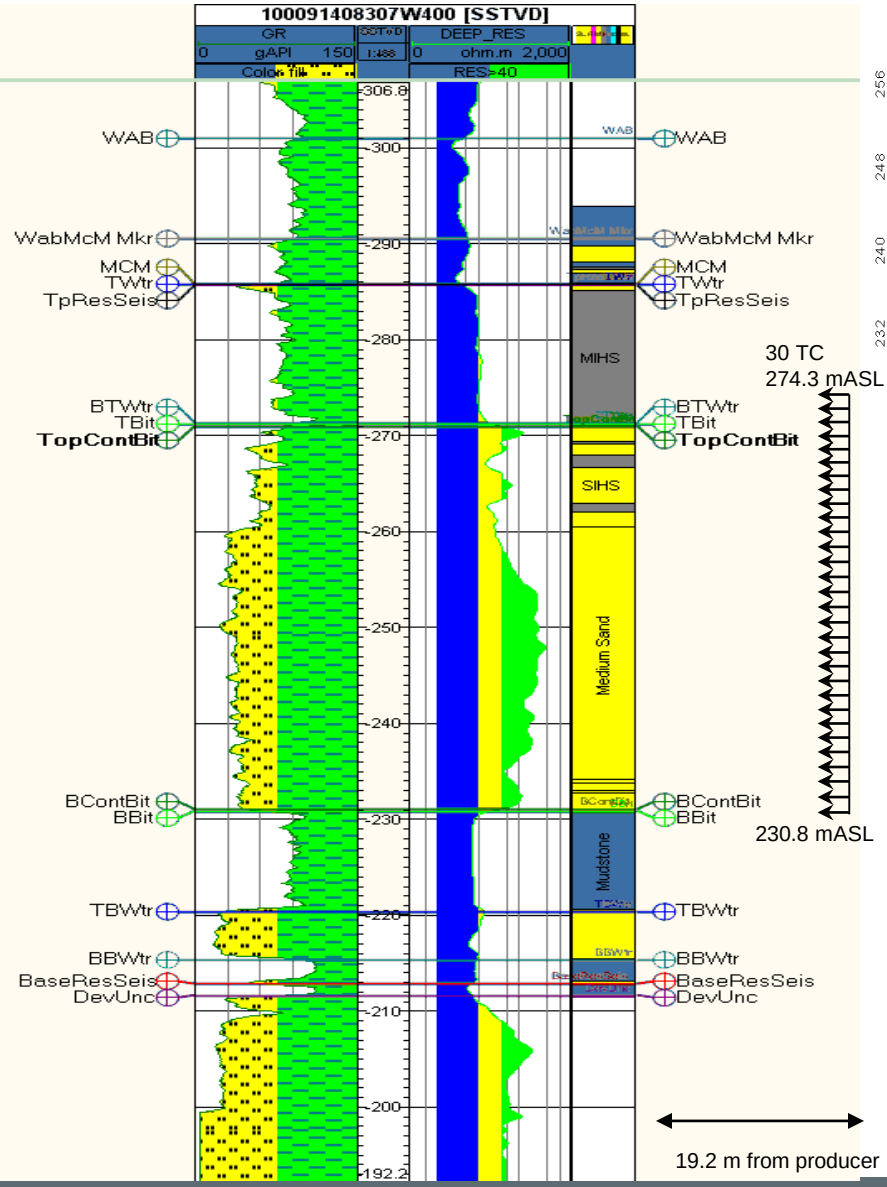

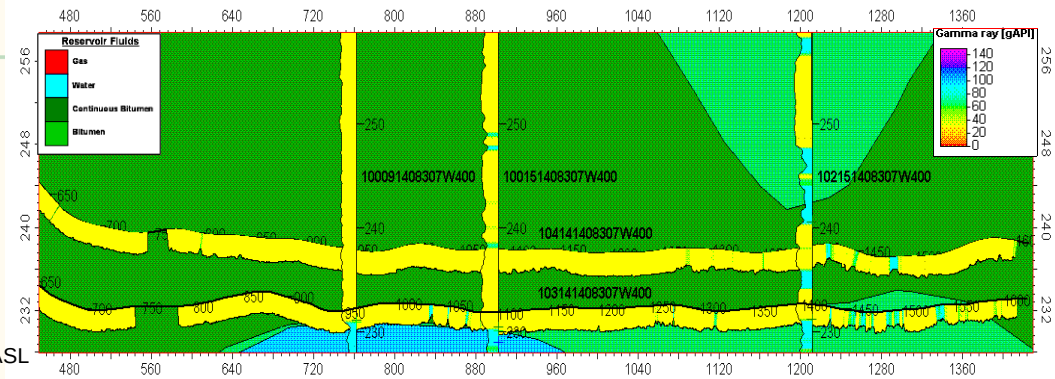

Injector: 238 mASL

Producer: 232 mASL

No Piezometer.

TC string installed in June 2011.

Because of ground condition and according to reservoir ranking list, 101-02 OBB surface connection was completed February 21, 2012.

101-02 OBB Temperature vs. Depth

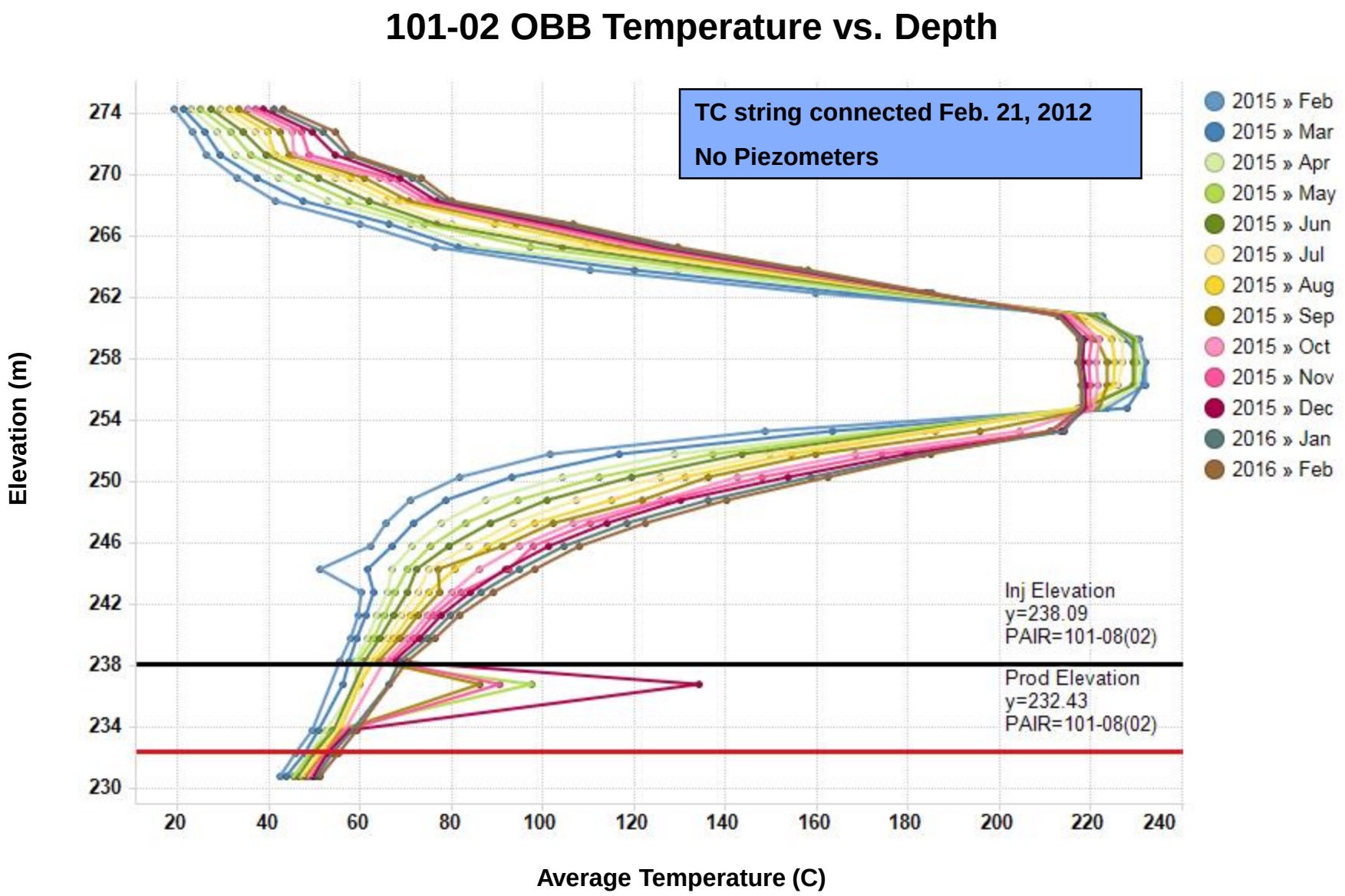

Pair 101-04 (101-11)

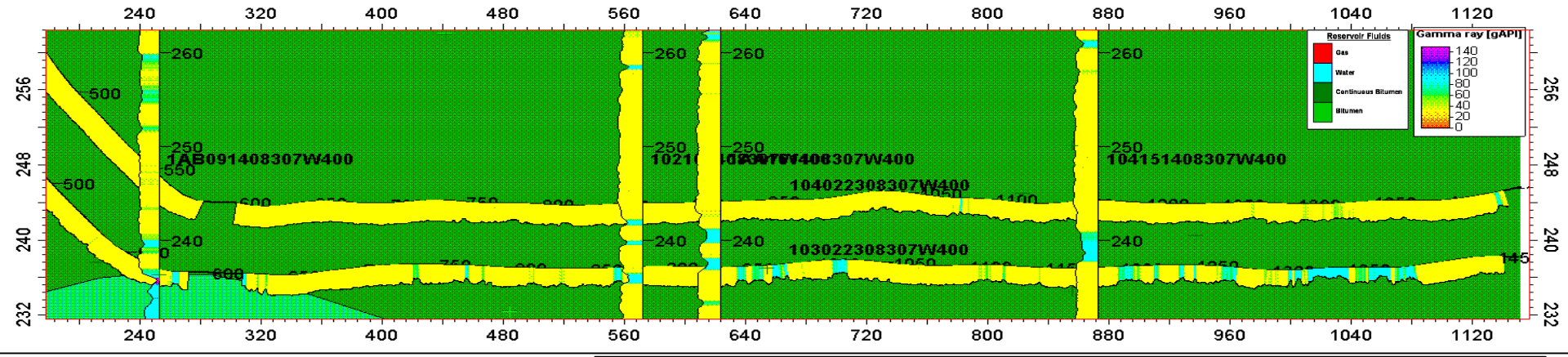

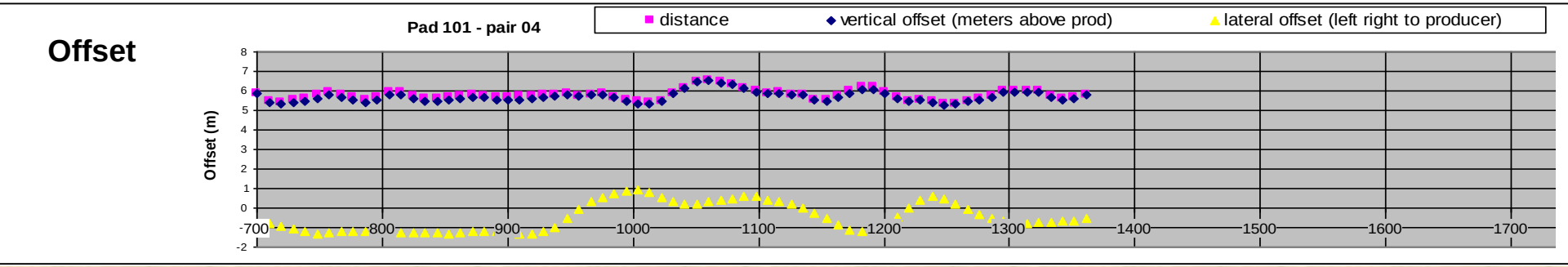

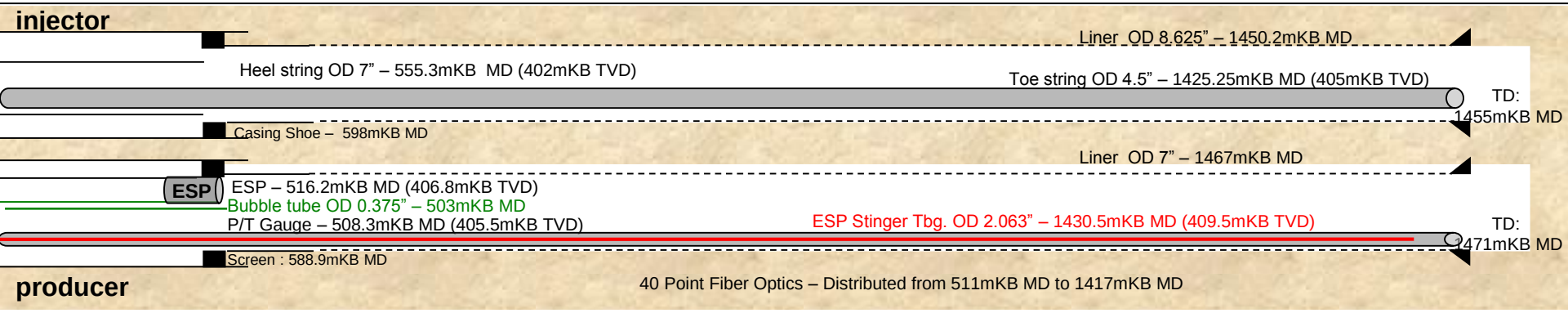

Pair 101-04 (101-11)



Horizons

= WAB

= TopResSeis

= BHL

Picks

= Casing Point

Gamma Ray Color Scale (API)

Integrated Seismic Trace

101-04 Wellpair Review

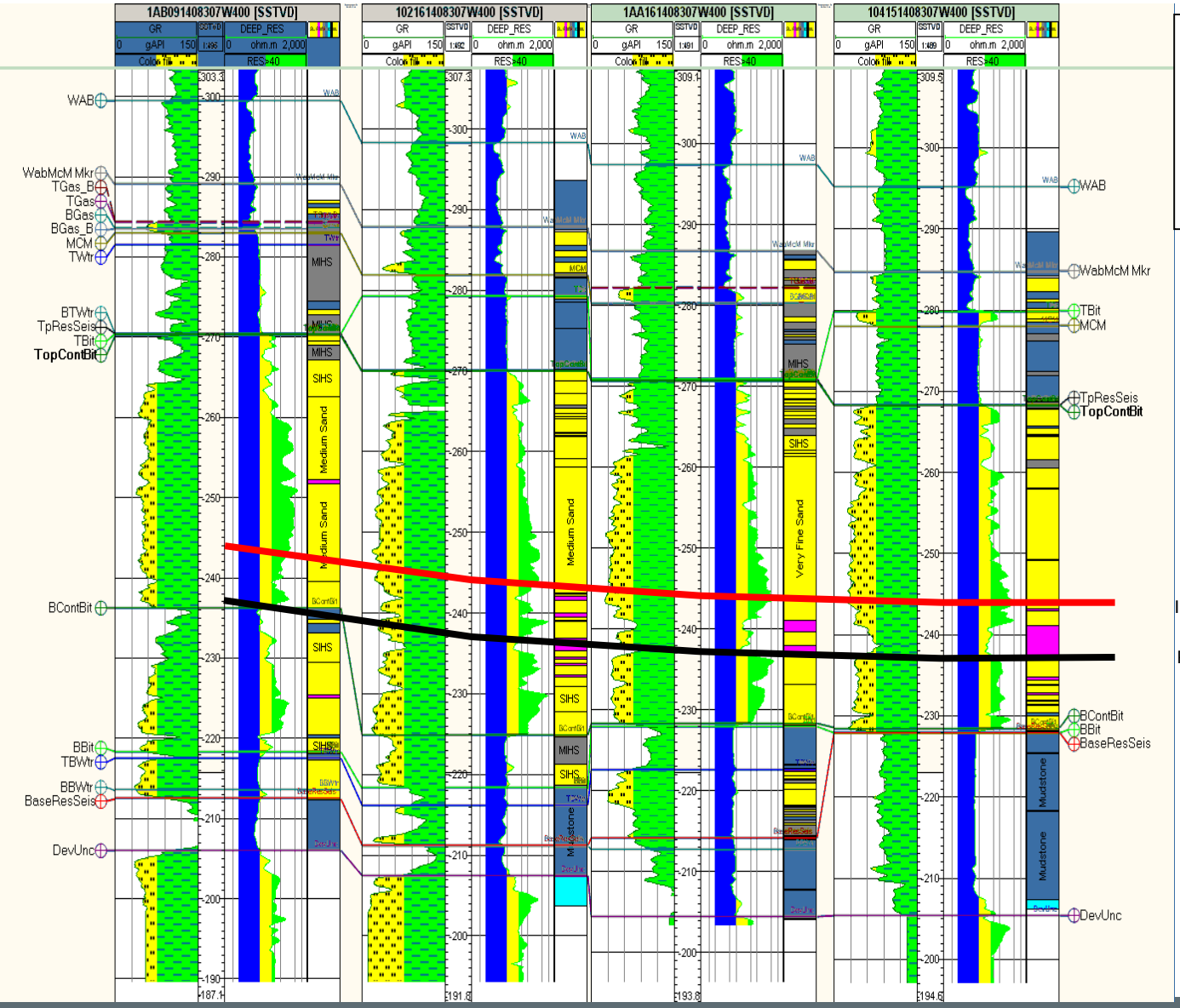

1. Started up in Feb. 2011
2. Converted to SAGD mode in Jul. 2011
3. Two observation wells equipped with thermocouples and piezometers

Inj depth 244 mASL

Prod depth237 mASL

101-04 OBD Temperature vs. Depth

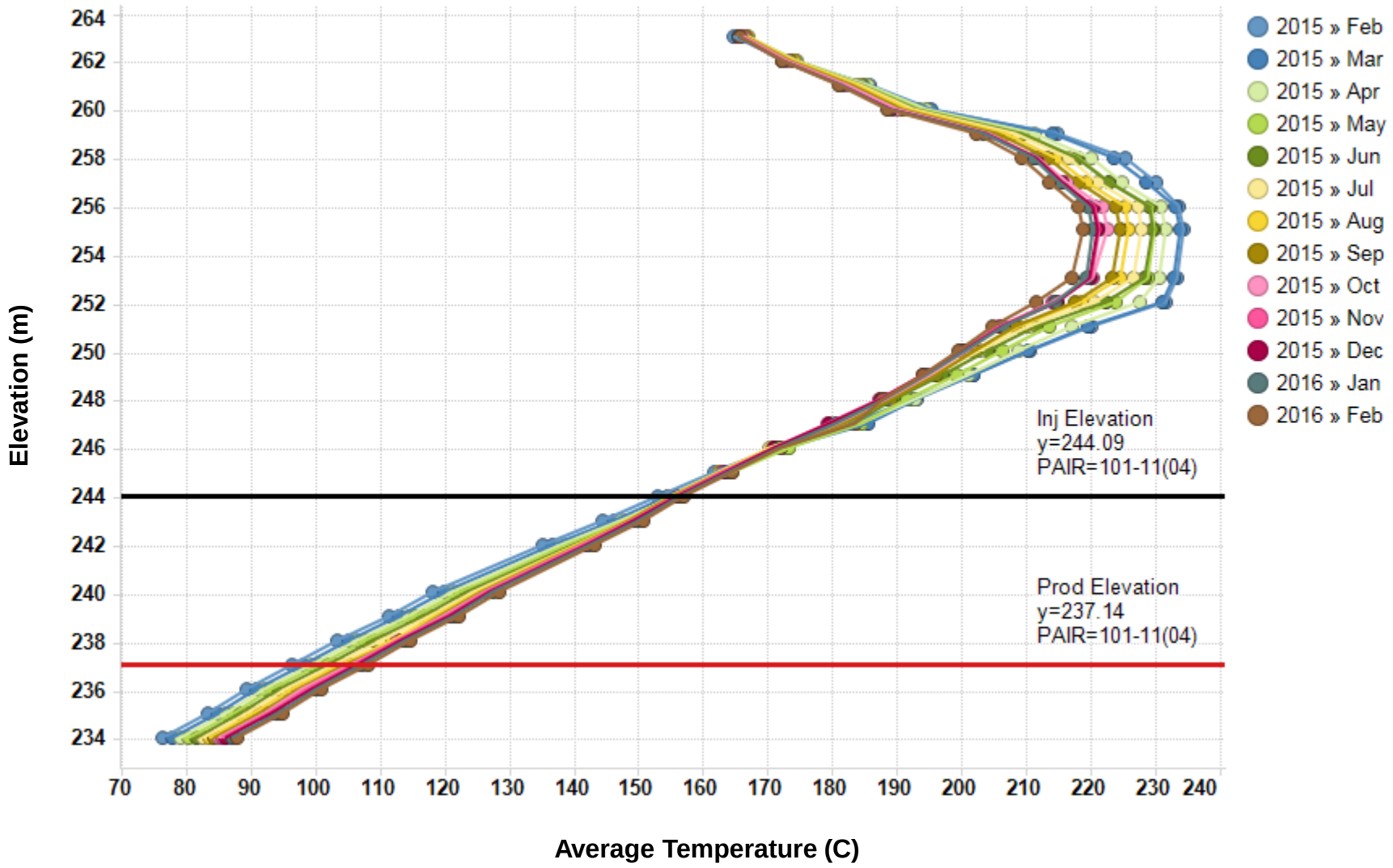

101-04 OBD Piezometer Plot

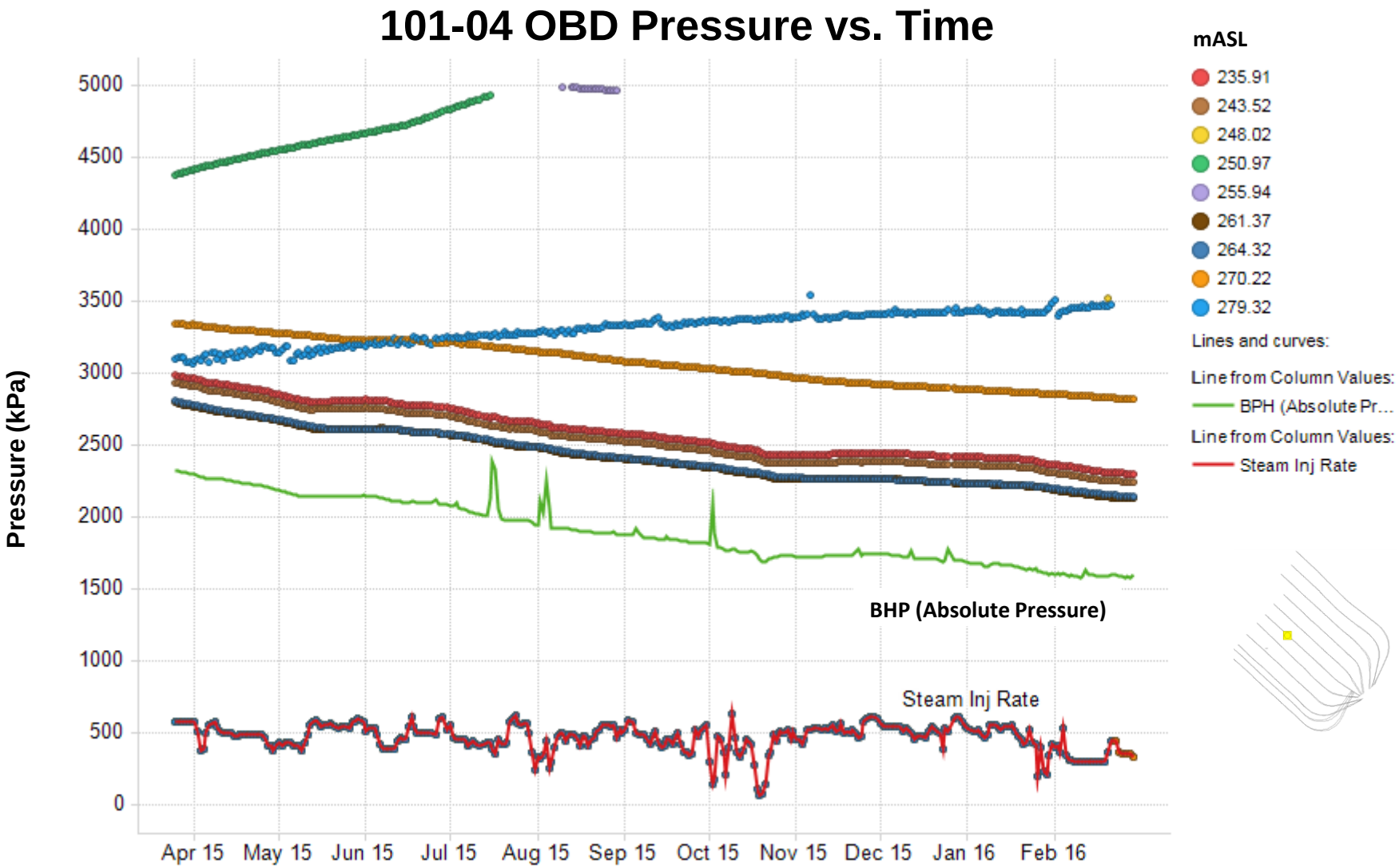

Wellpair 101-14 (101-05)

Reservoir quality

P14-OBA TC

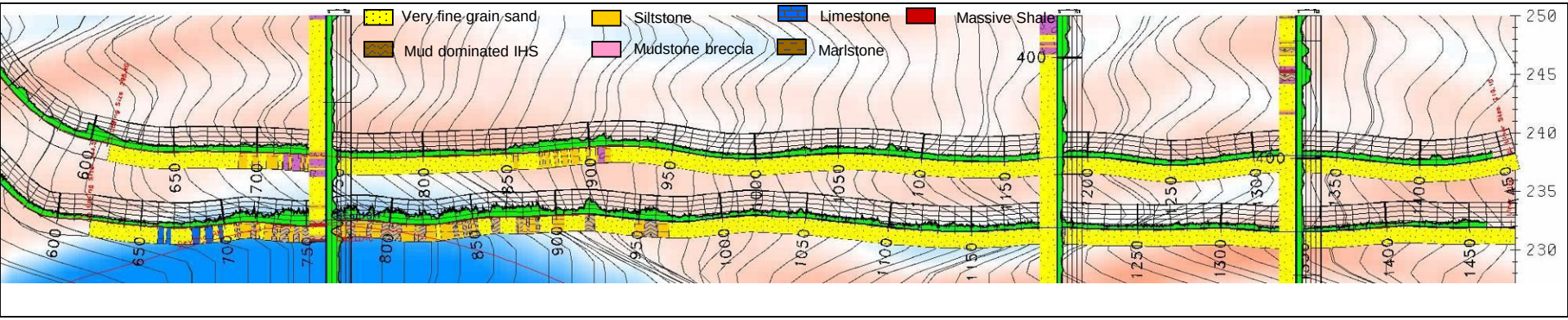

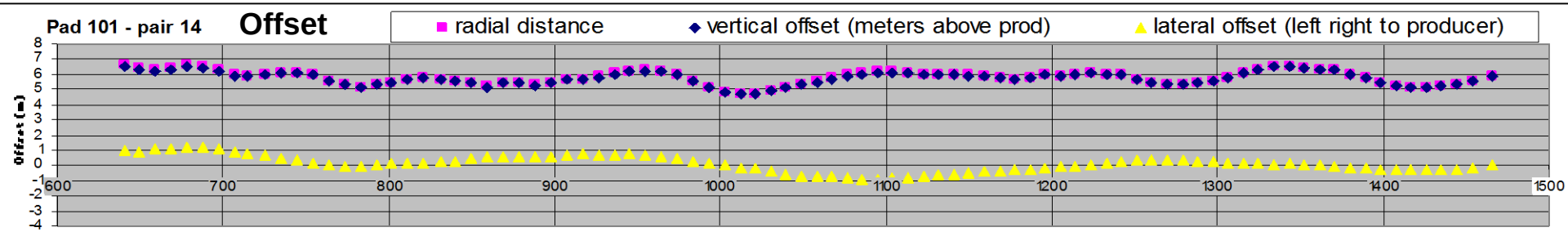

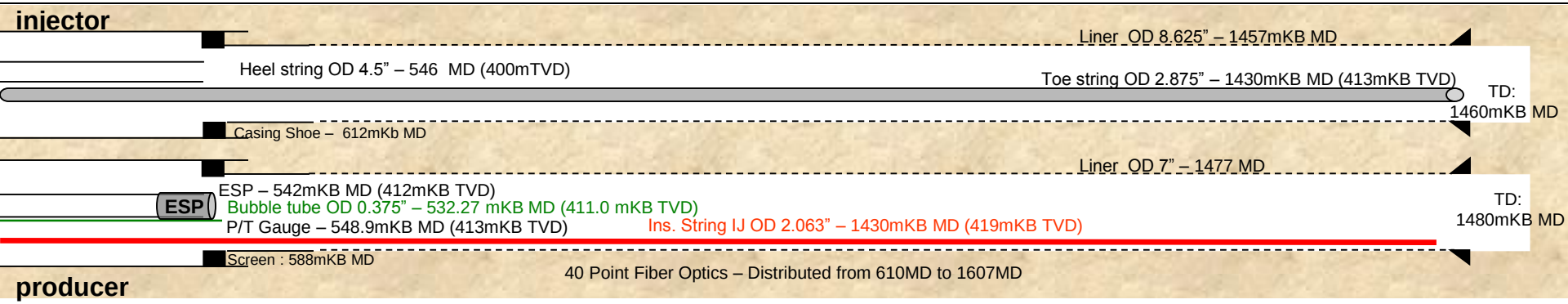

Wellpair 101-14 (101-05)

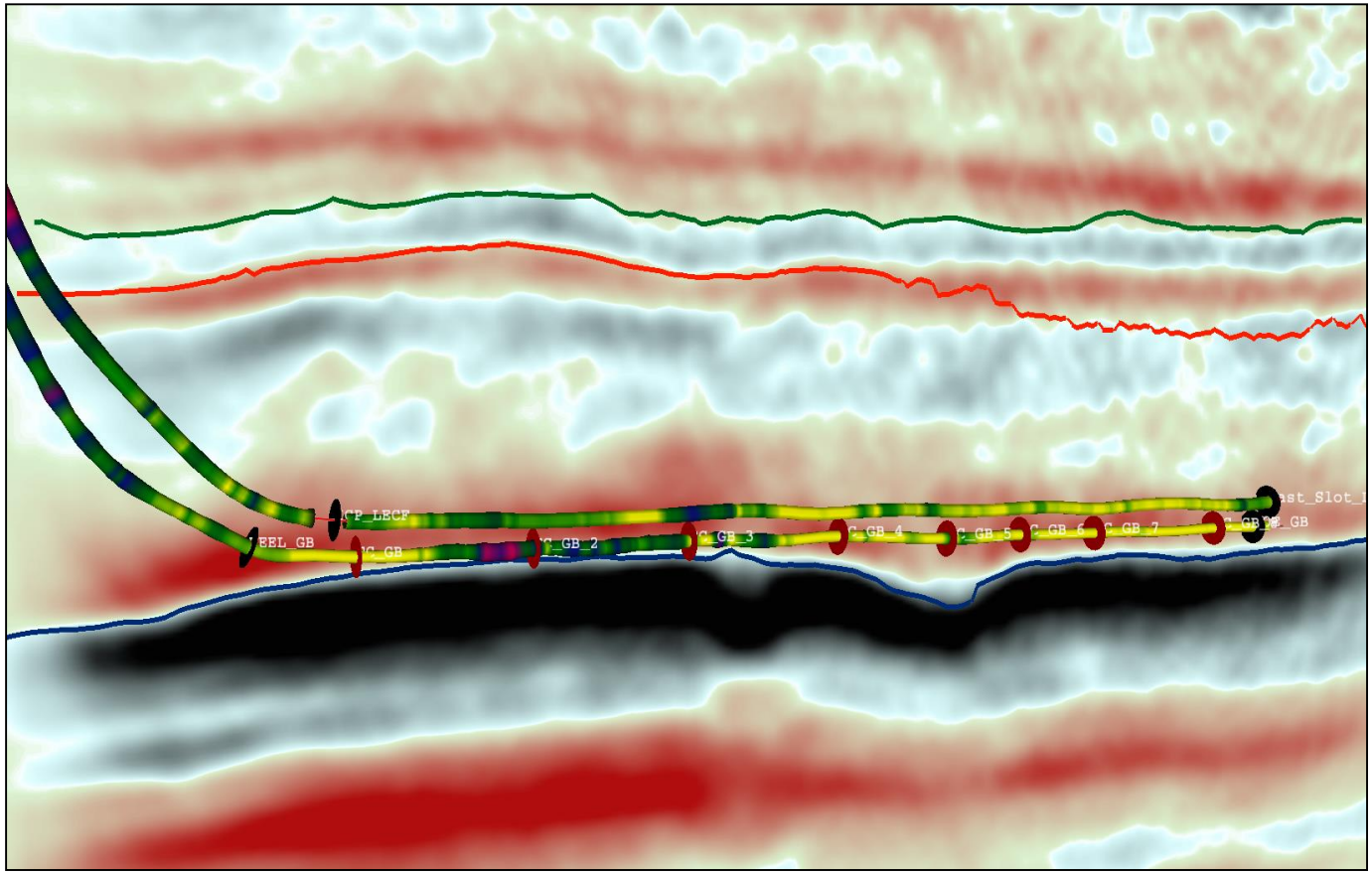

Horizons

= WAB

= TopResSeis

= BHL

Picks

= Thermocouple

= Casing Point

Gamma Ray Color Scale (API)

Integrated Seismic Trace

101-14-OBA 100111308307W4

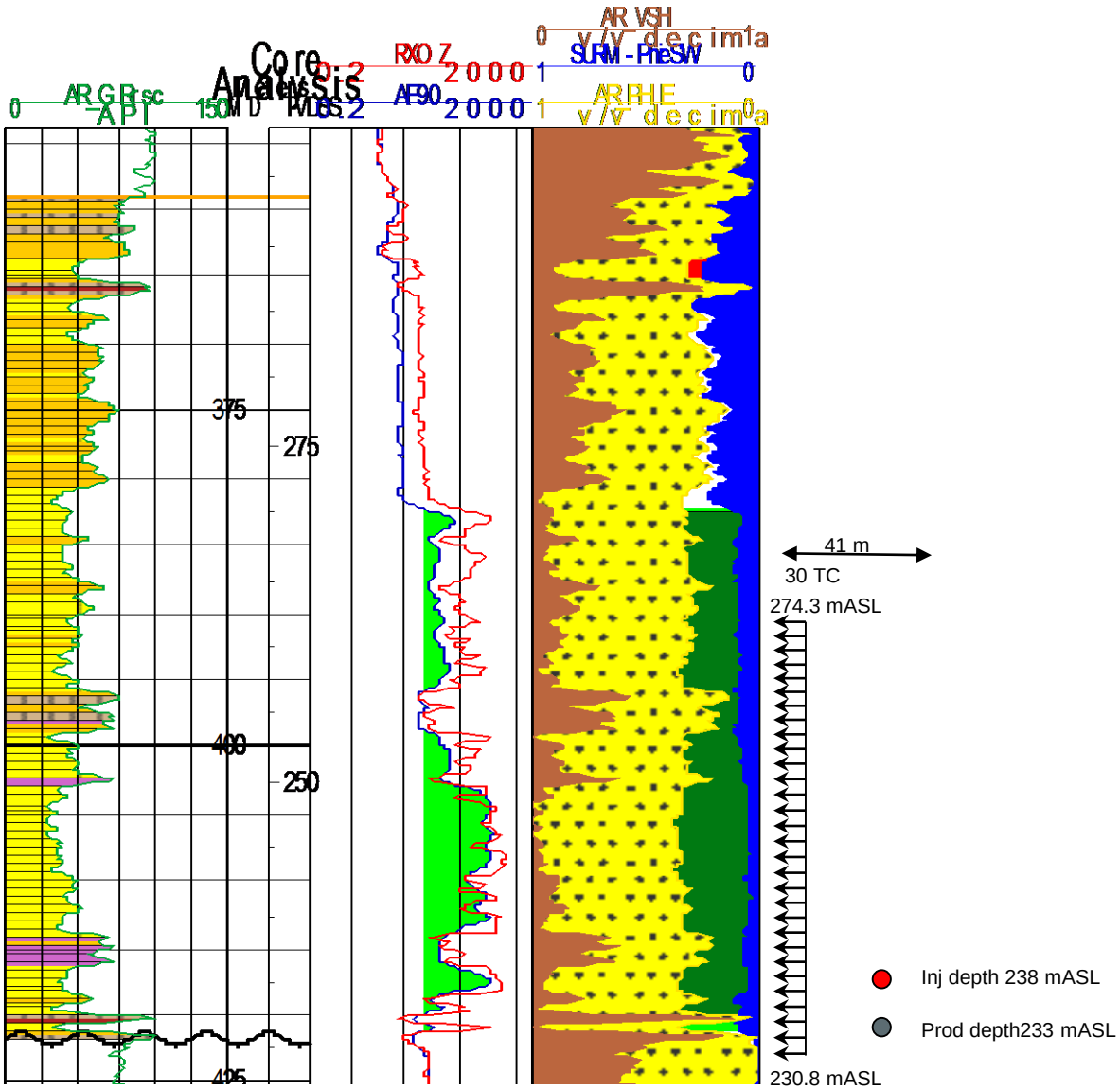

101-14 OBA Temperature vs. Depth

TC string replaced June 22, 2011.

No Piezo's

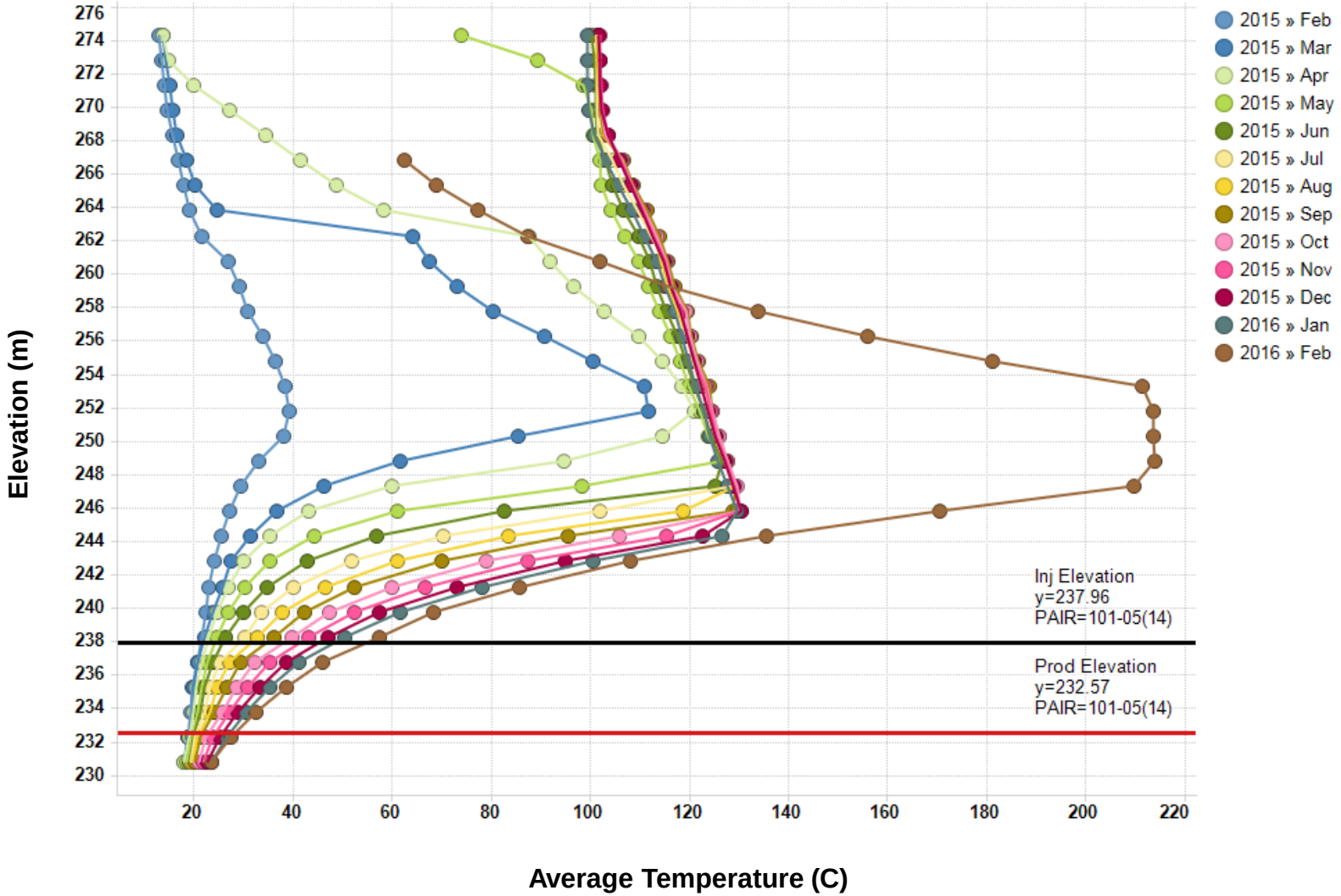

Wellpair 101-15 (101-15)

Reservoir quality

P15-OBB TC & Piezo

P15-OBD TC & Piezo

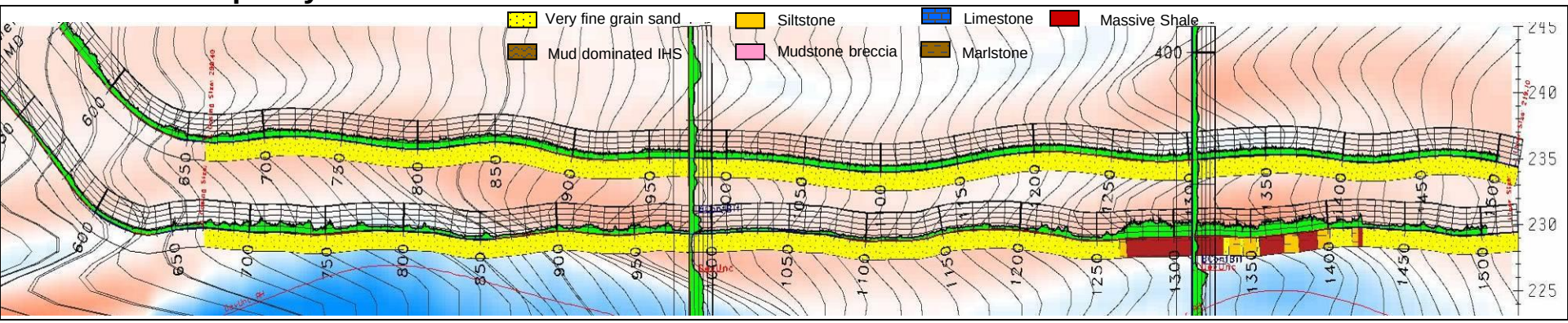

Offset

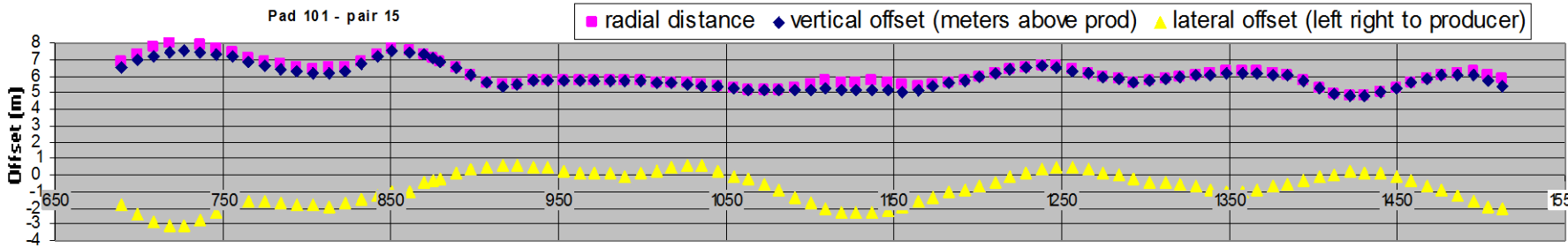

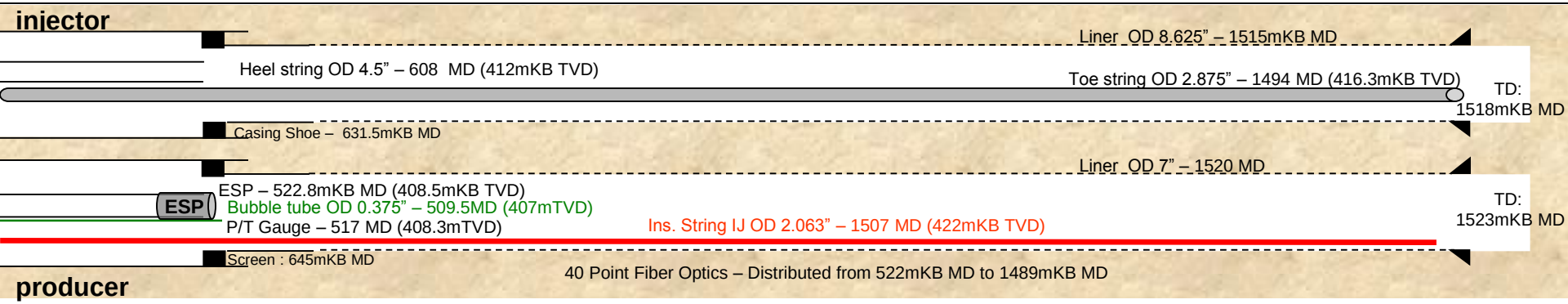

101-15 Wellpair Review

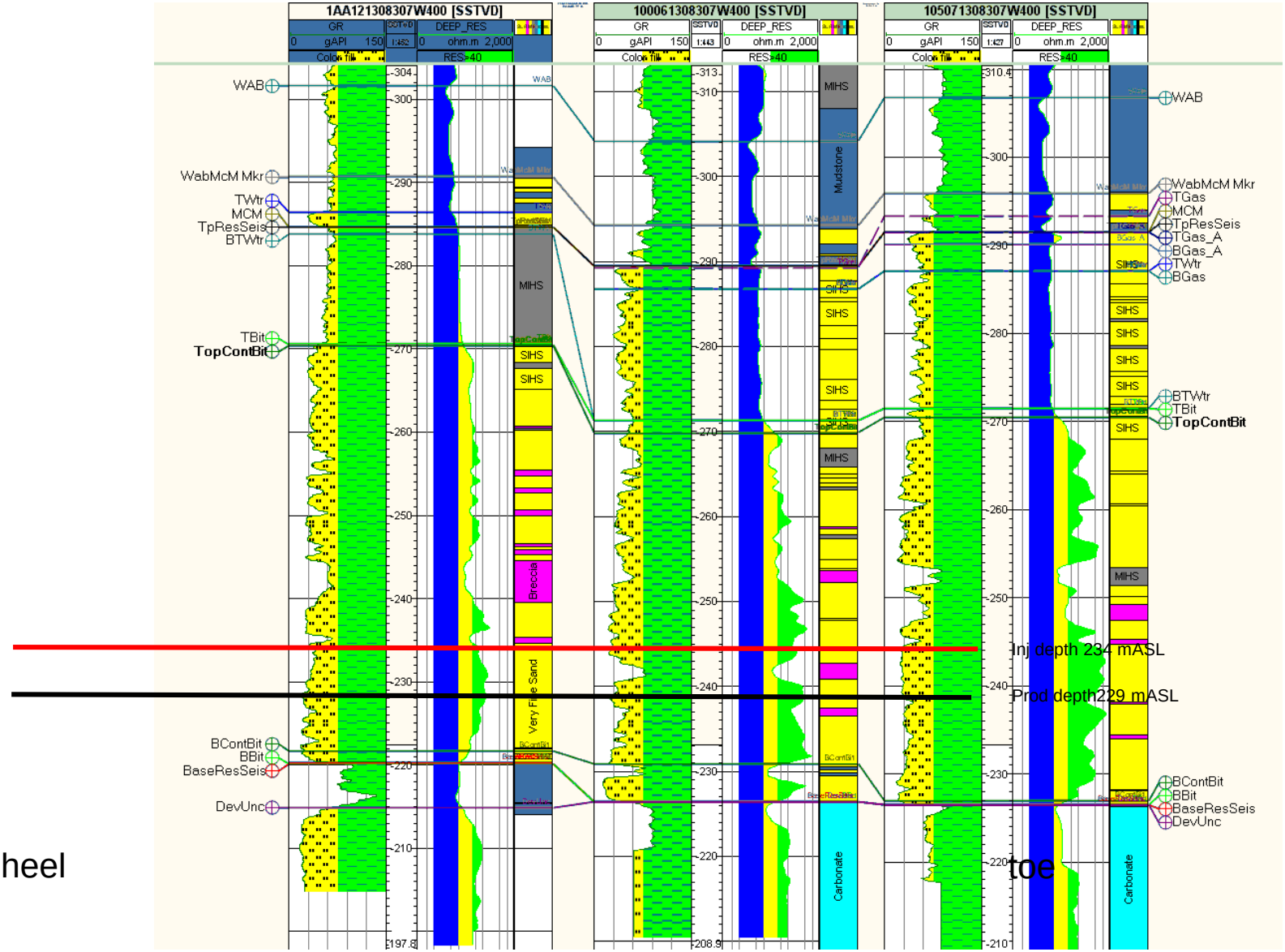

Wellpair 101-15 (101-15)

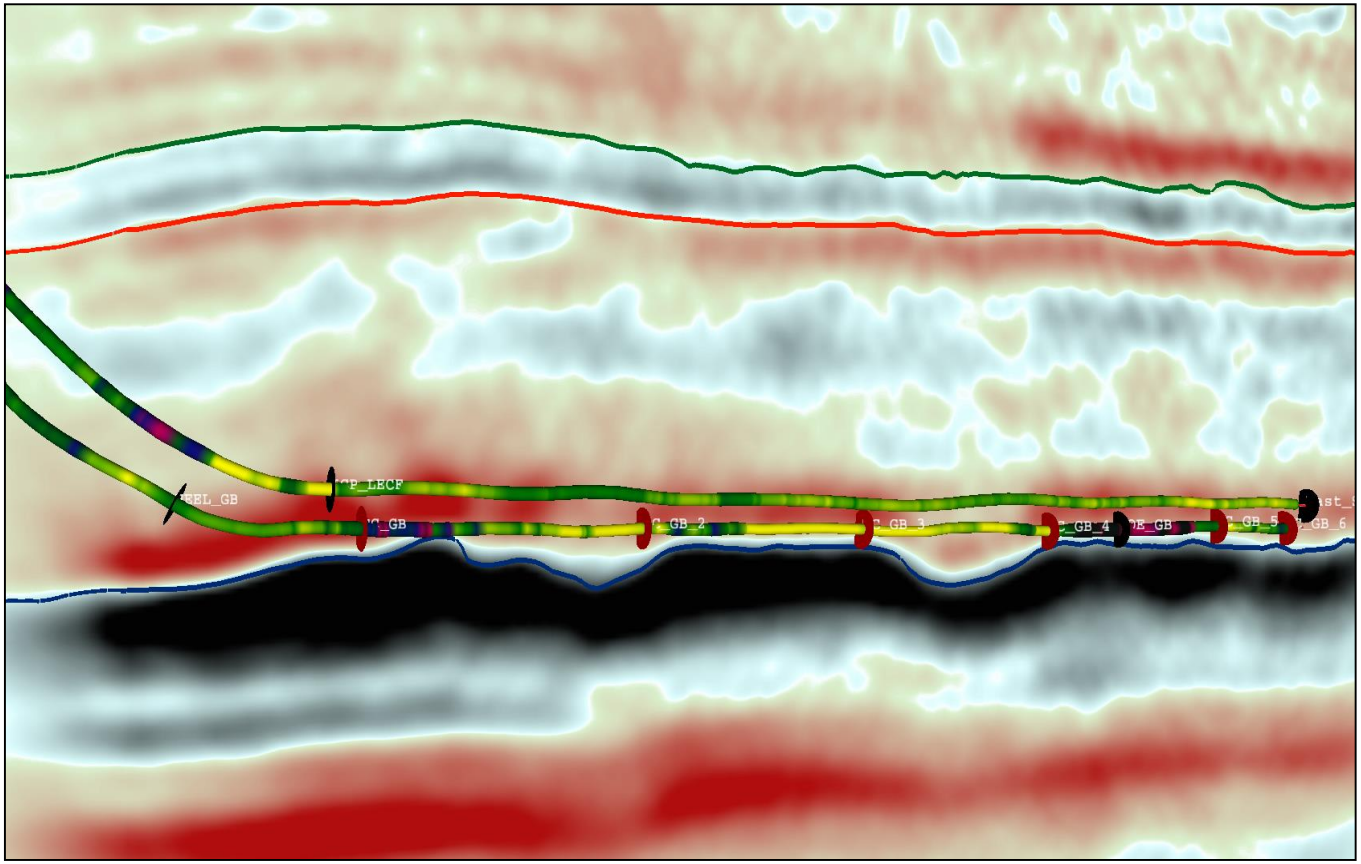

Horizons

= WAB

= TopResSeis

= BHL

Picks

= Thermocouple

= Casing Point

Gamma Ray Color Scale (API)

Integrated Seismic Trace

101-15-OBD 105071308307w4



101-15 OBD Temperature vs. Depth

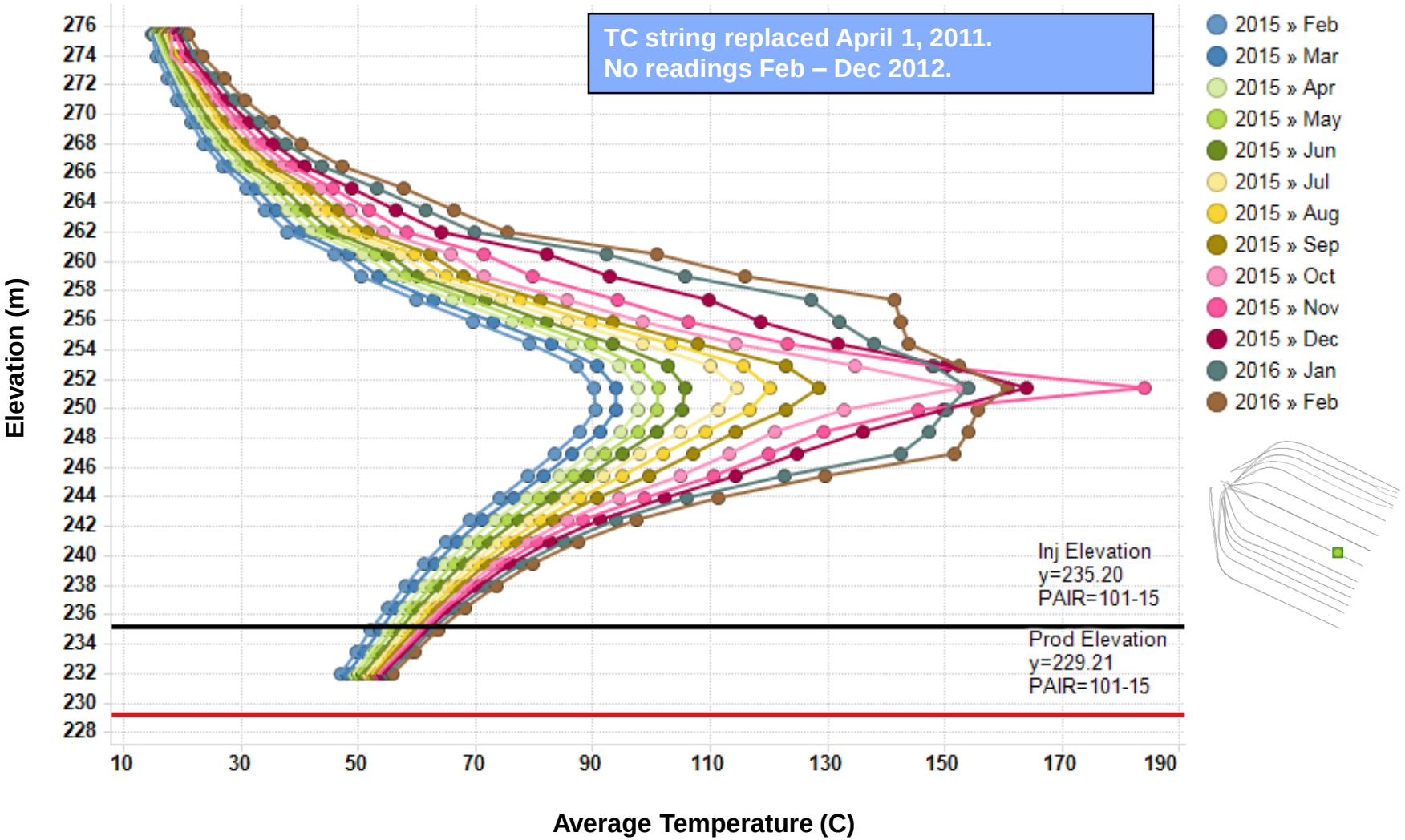

101-15 OBD Piezometer Plot

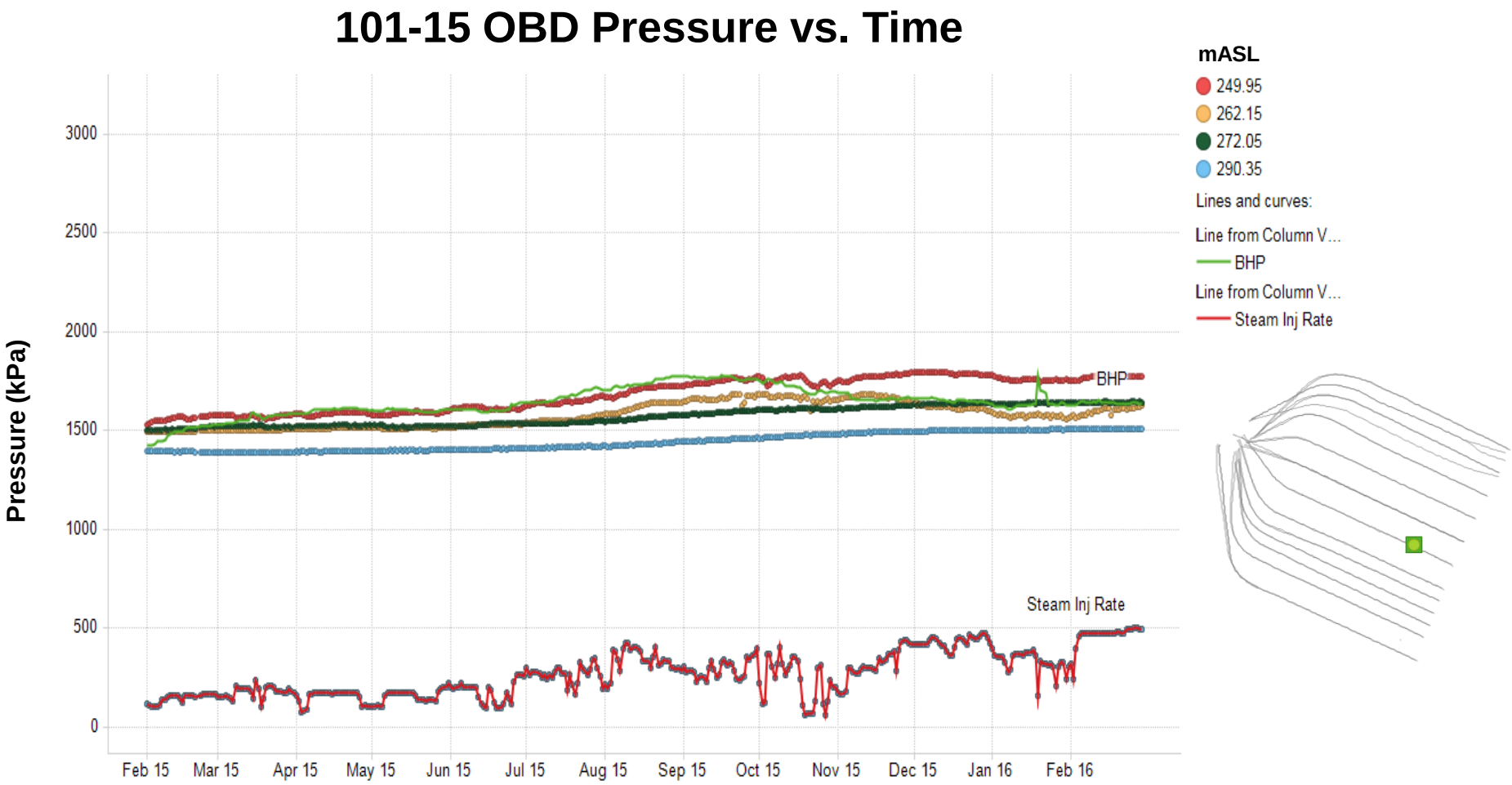

Subsurface Naming Convention Well Pad 102



102-04 Wellpair Review

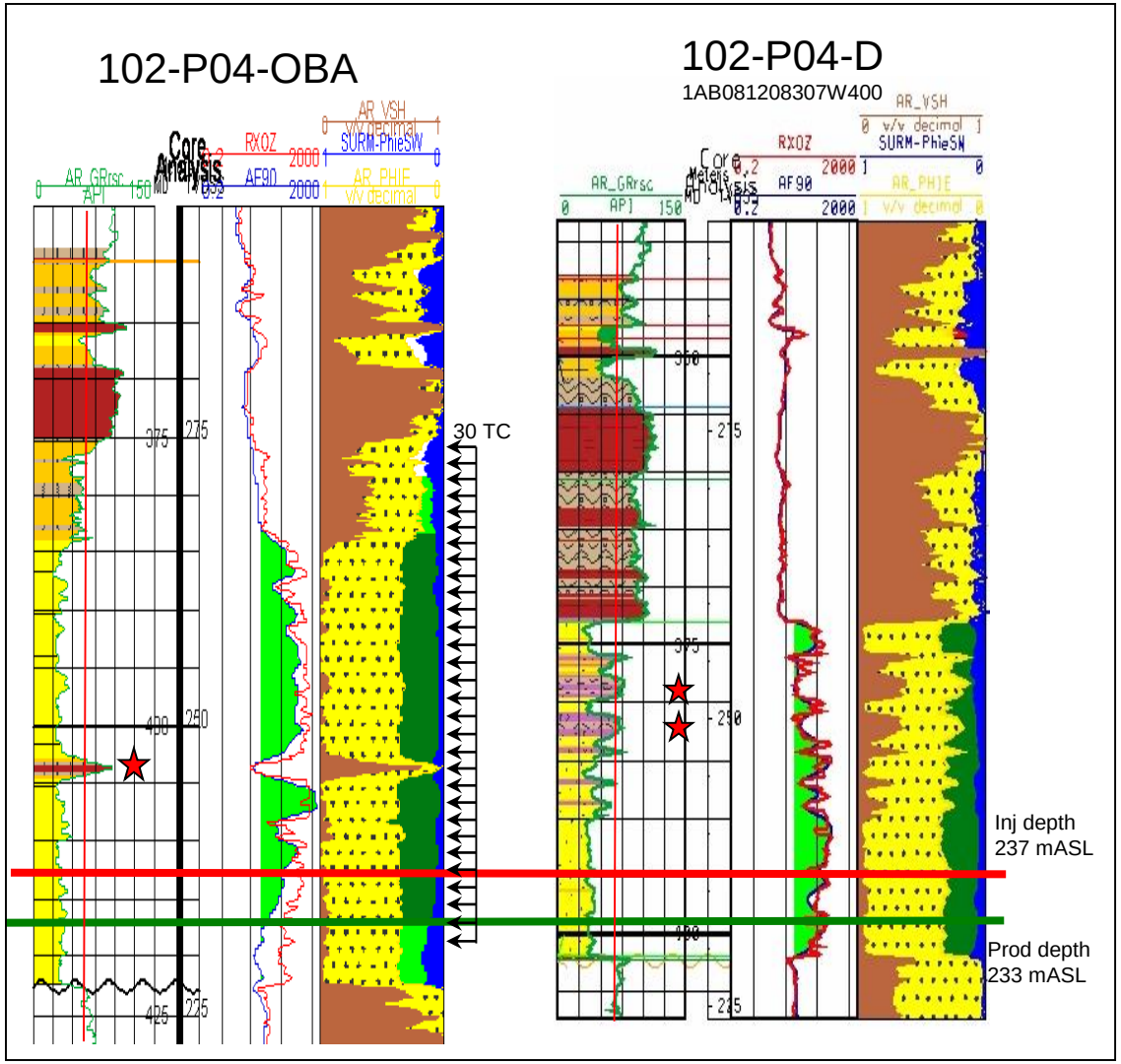

FMI + cores

FMI

0- Inj and prod with fiber optic and TC, low radial distance < 4 m (mid)

1- medium CPV

2- poor quality toward the toe

3- Variation of NCB : 25 m (toe) to 30 m (heel)

4- Baffles issue
- **10 m above inj at the 102-P04-A)**
- **15 m above inj toward toe**

5- Monitor baffle at 102-P04 (OBS well at 18 m)

6- Monitor temp distribution along well with fiber optic

102-04-OBA (2-12-83-7)

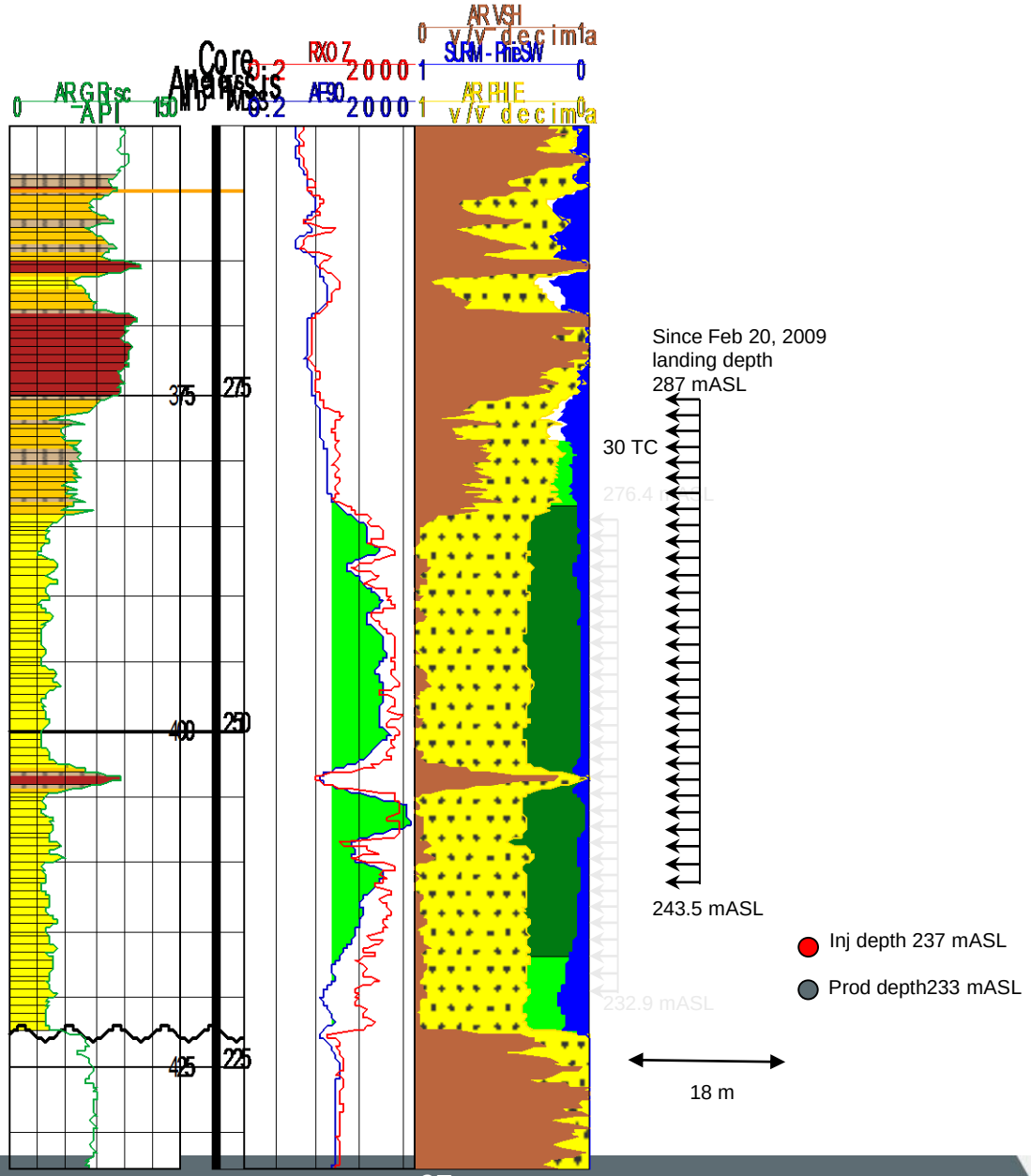

102-04-OBA (2-12-83-7)



Wellpair 102-04

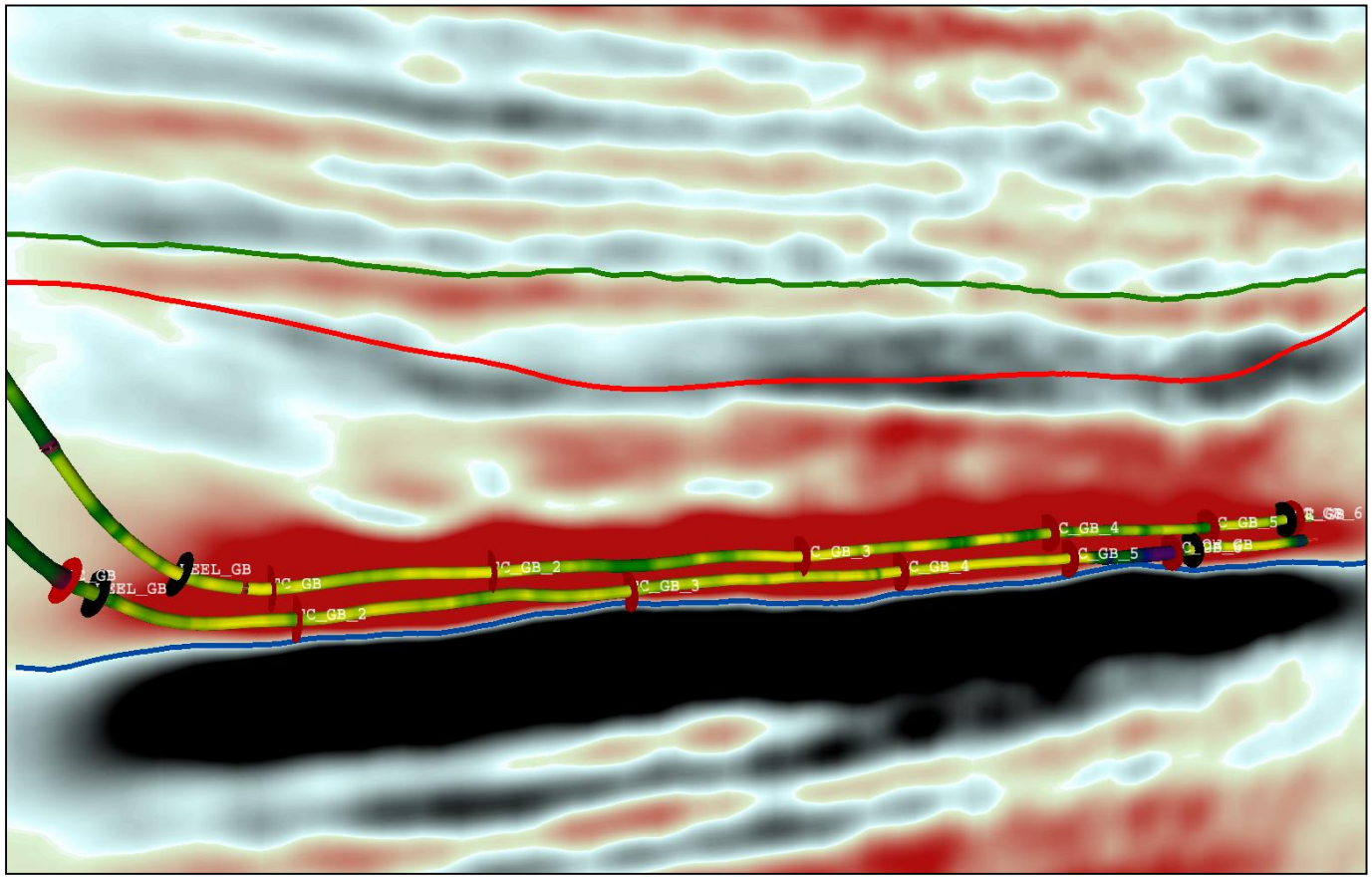

Horizons

= WAB

= TopResSeis

= BHL

Picks

= Thermocouple

= Casing Point

Gamma Ray Color Scale (API)

Integrated Seismic Trace

102-04 OBA Temperature vs. Depth

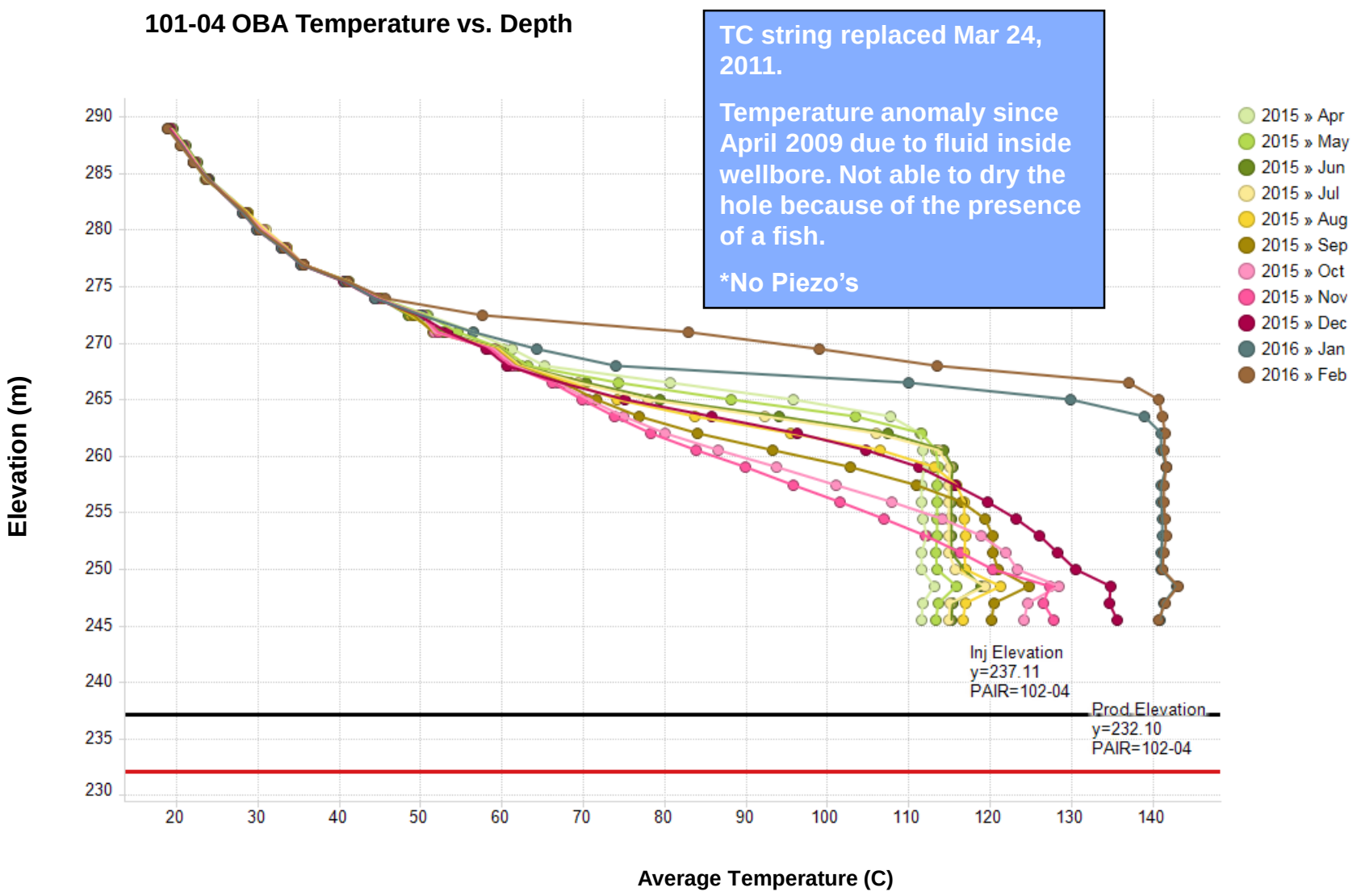

Wellpair 102-11

Producer Re-drilled in April 2009
108/02-01-083-07W4/00

Reservoir quality

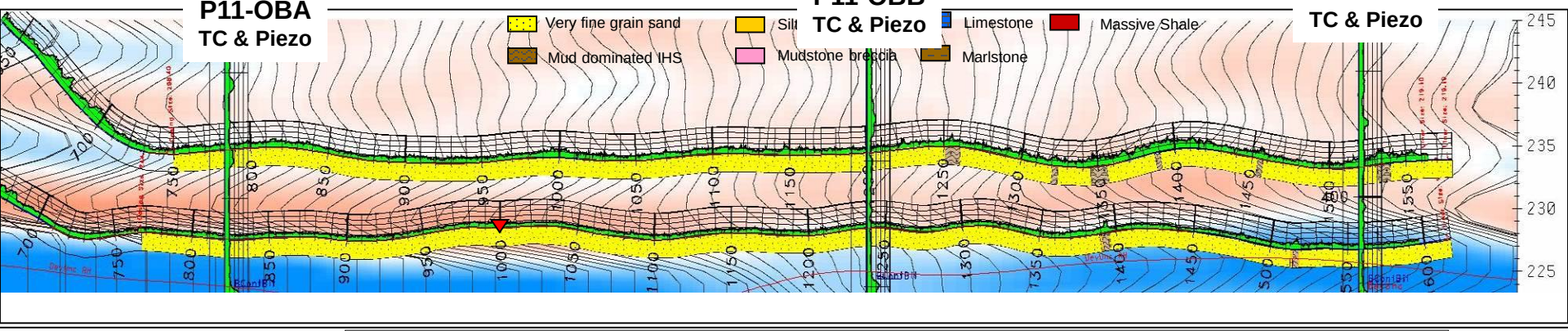

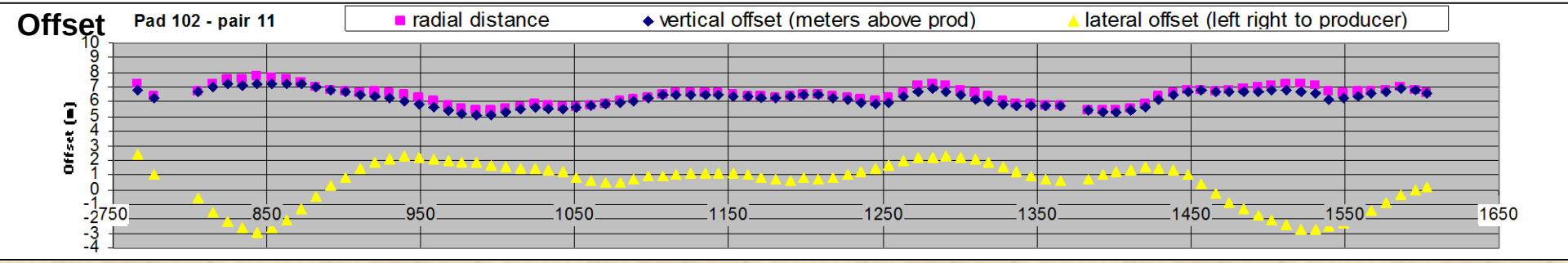



102-11 Wellpair Review

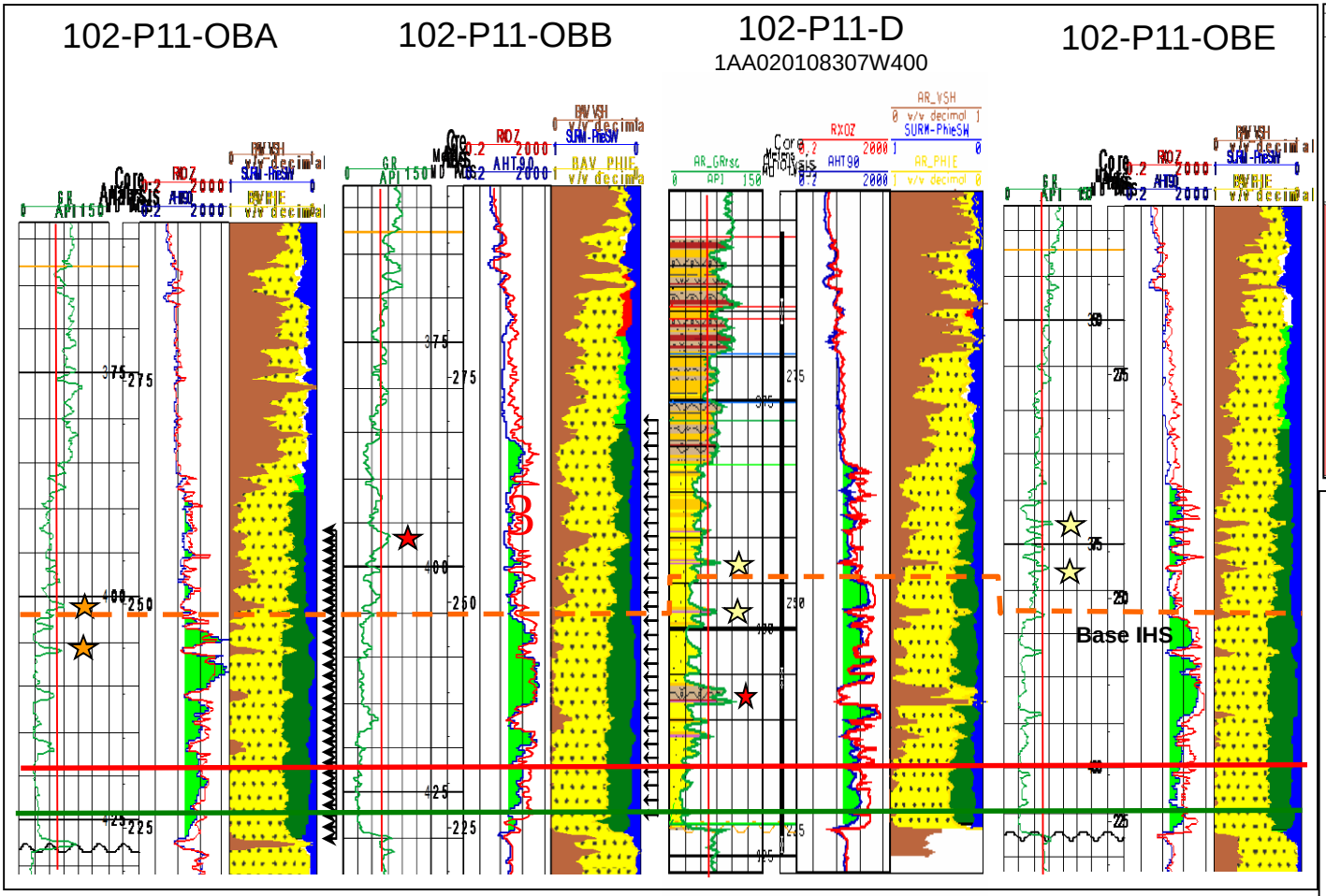

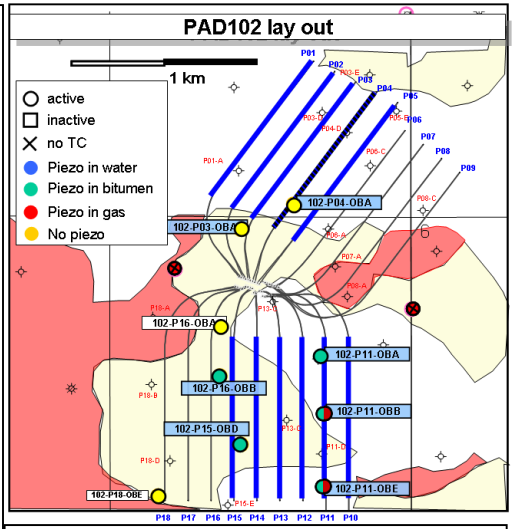

1- High CPV

2- Good sand quality along wells

4- limited baffles issue
- 7 m above injector at 102-P11D

5- Thief zone issue

6- Monitoring of thief zone

102-11-OBA (10-1-83-7)

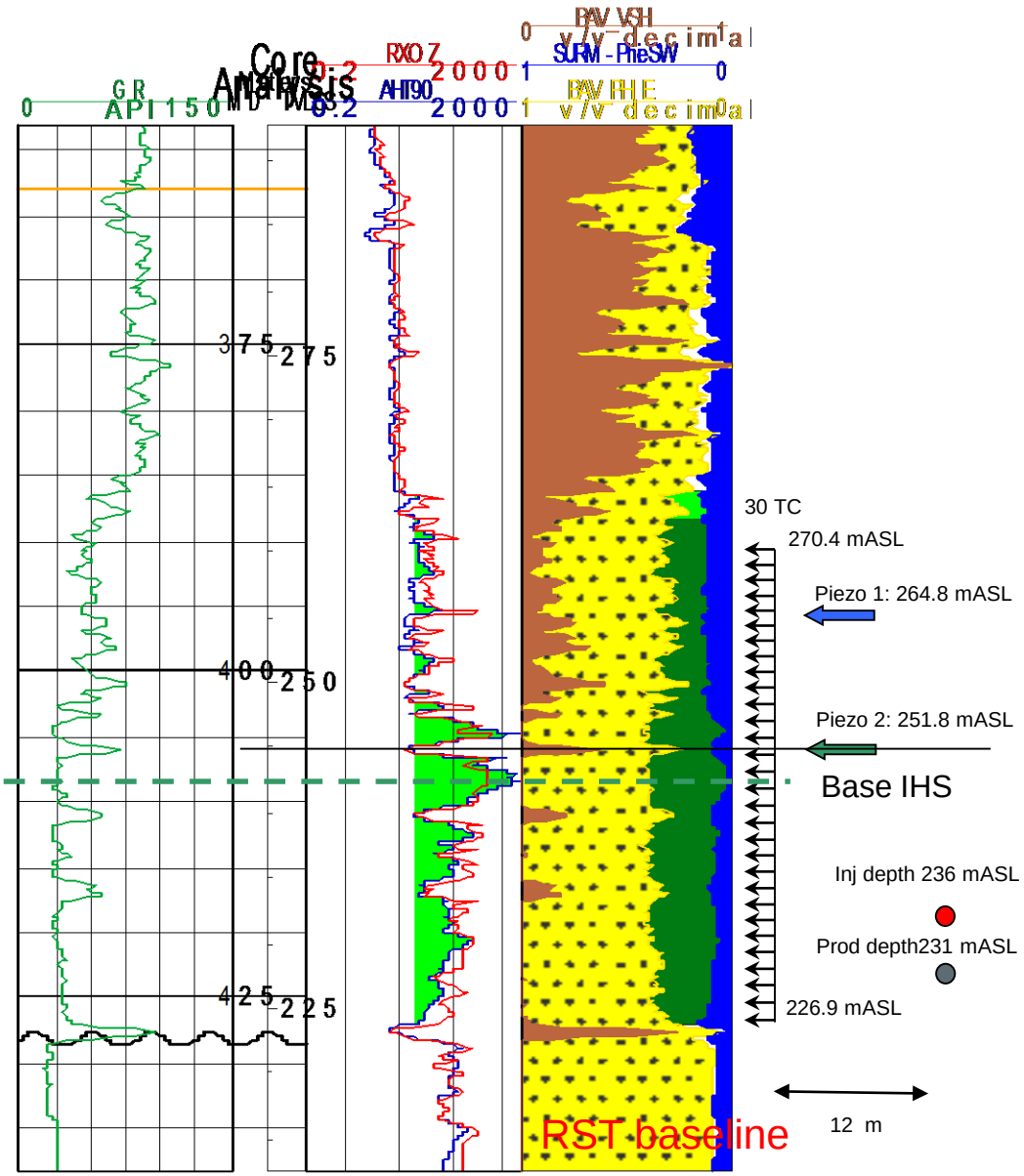

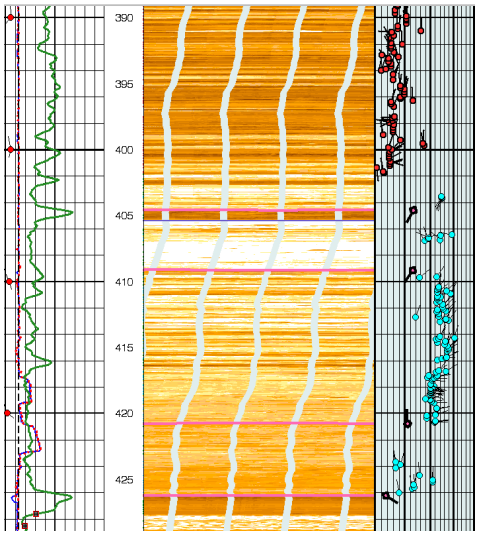

Wellpair 102-11

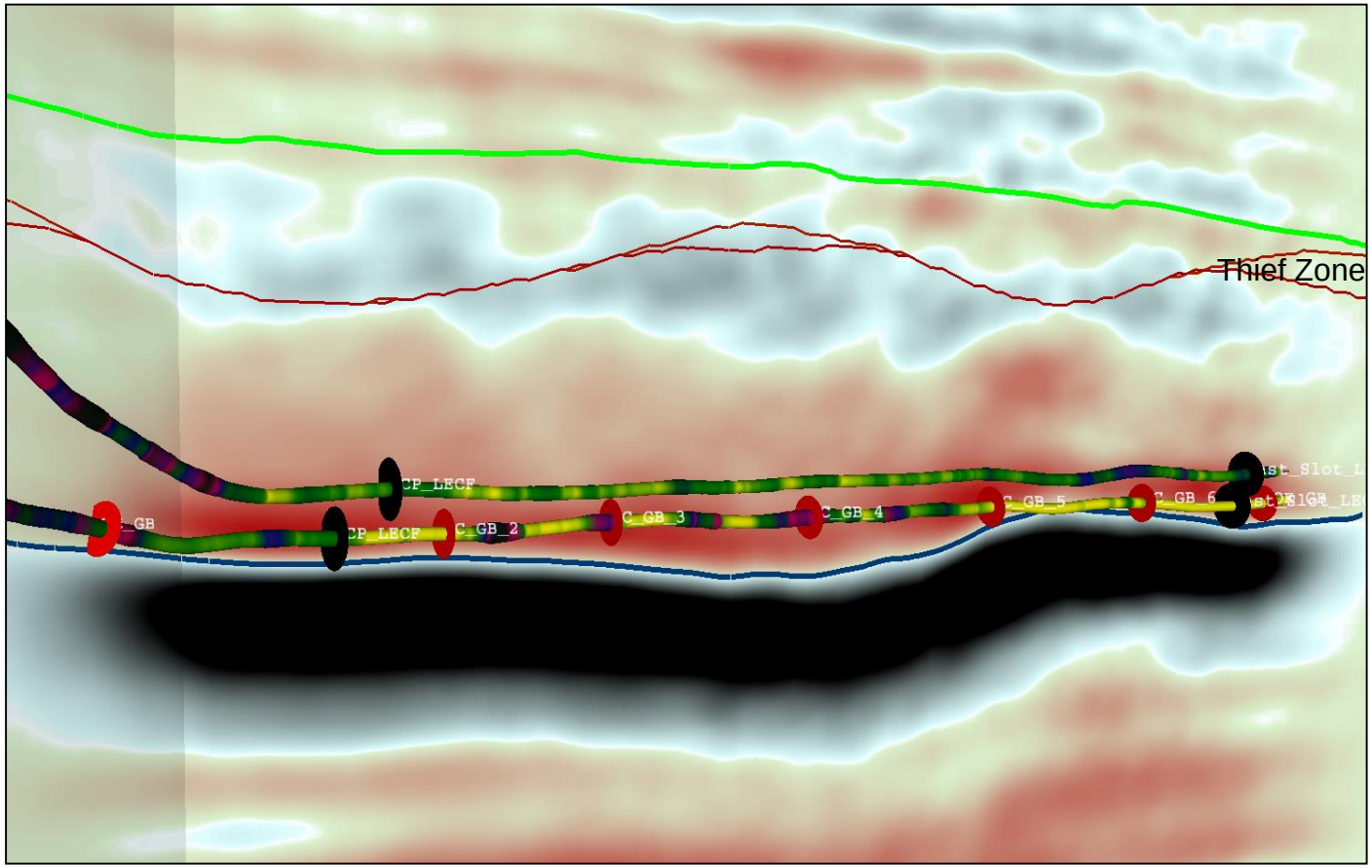

Horizons

= WAB

= TopResSeis

= BHL

Picks

= Thermocouple

= Casing Point

Gamma Ray Color Scale (API)

Integrated Seismic Trace

102-11 OBA Temperature vs. Depth

TC string replaced June 30, 2011.

Because of ground condition and according to reservoir ranking list, 102-11 OBA surface connection was completed Feb. 4, 2012.

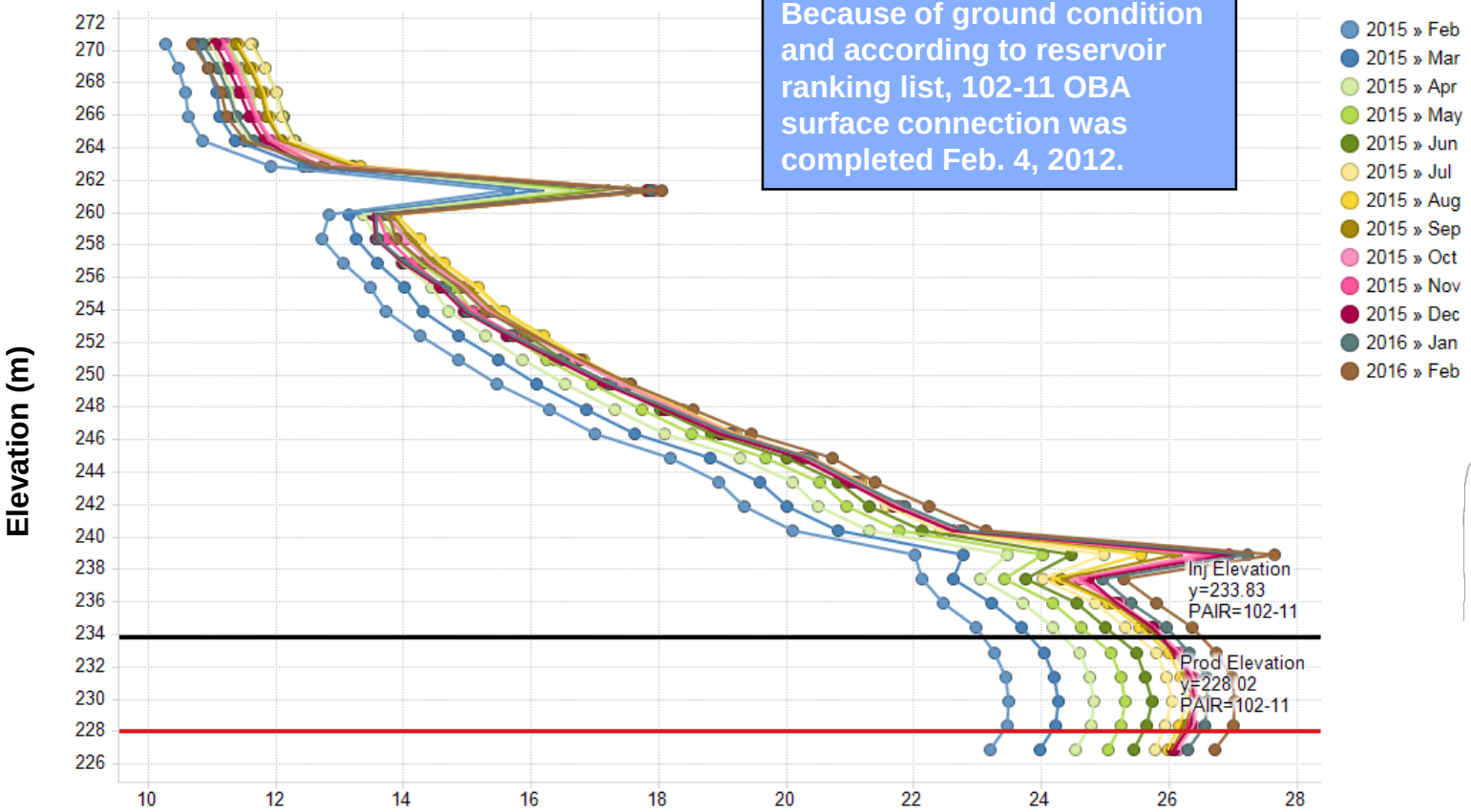

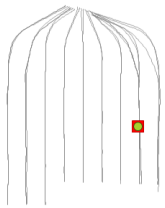

102-11 OBA Piezometer Plot

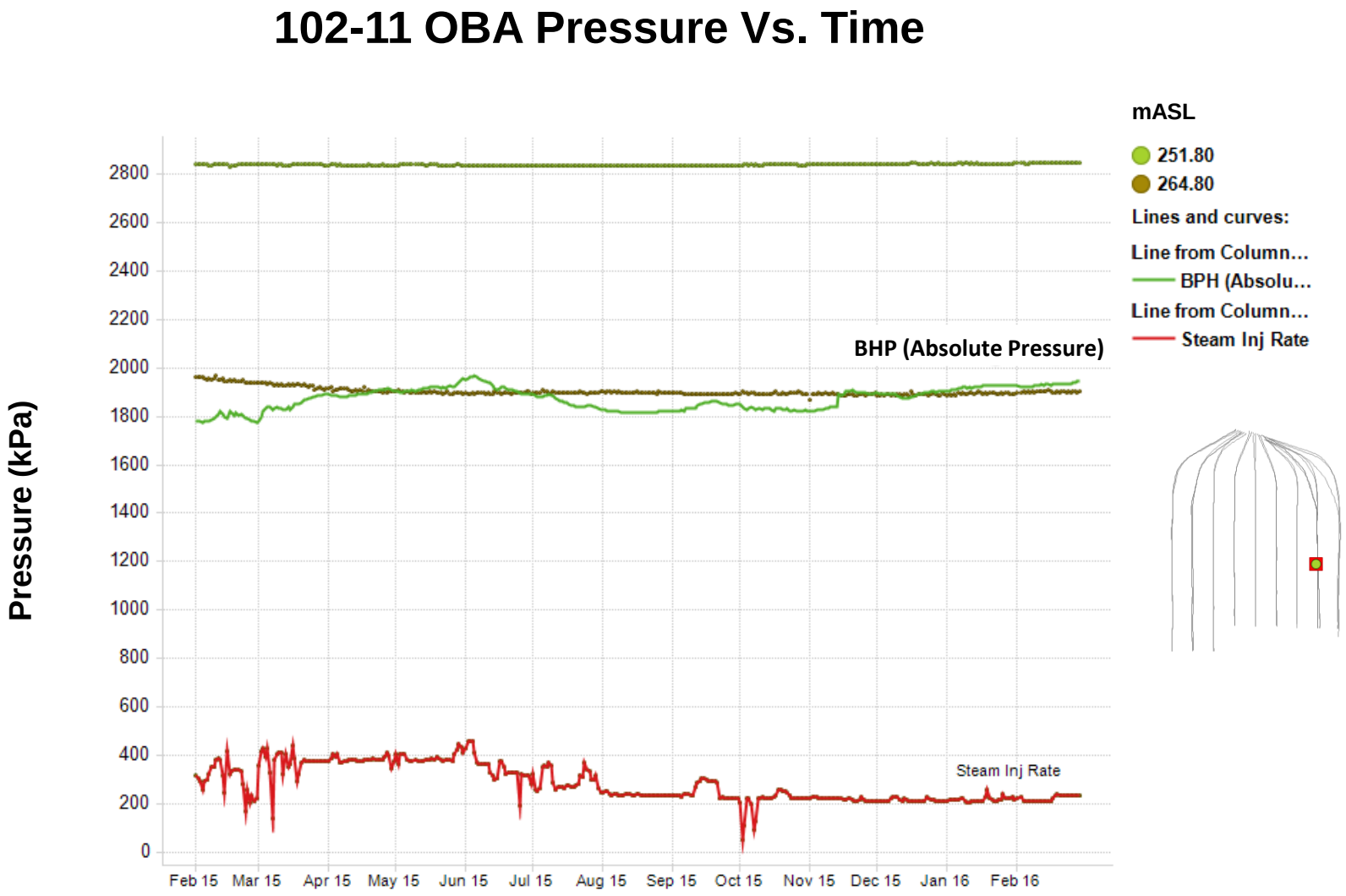

Wellpair 102-16

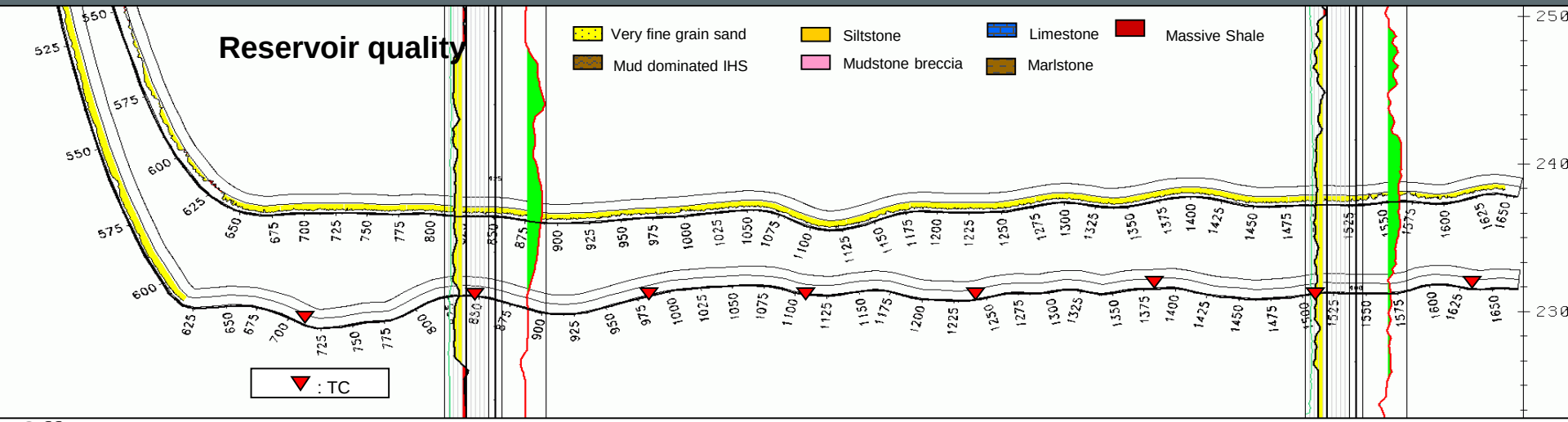

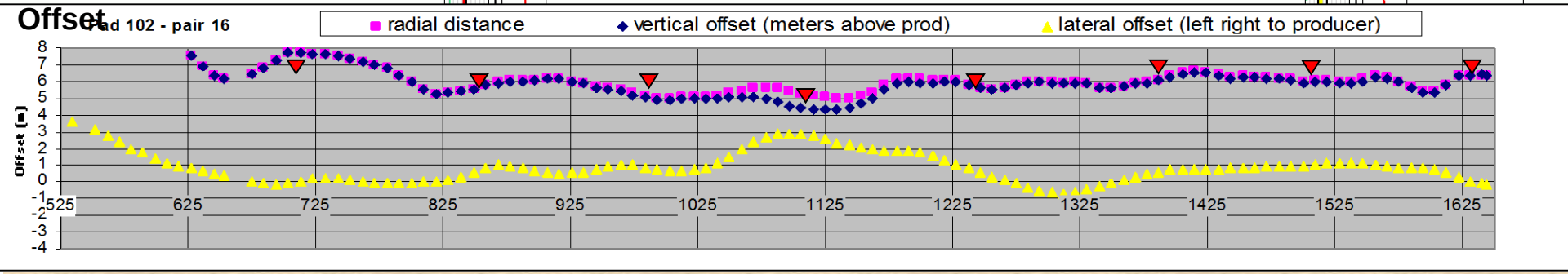



102-16-OBB (6-1-83-7)

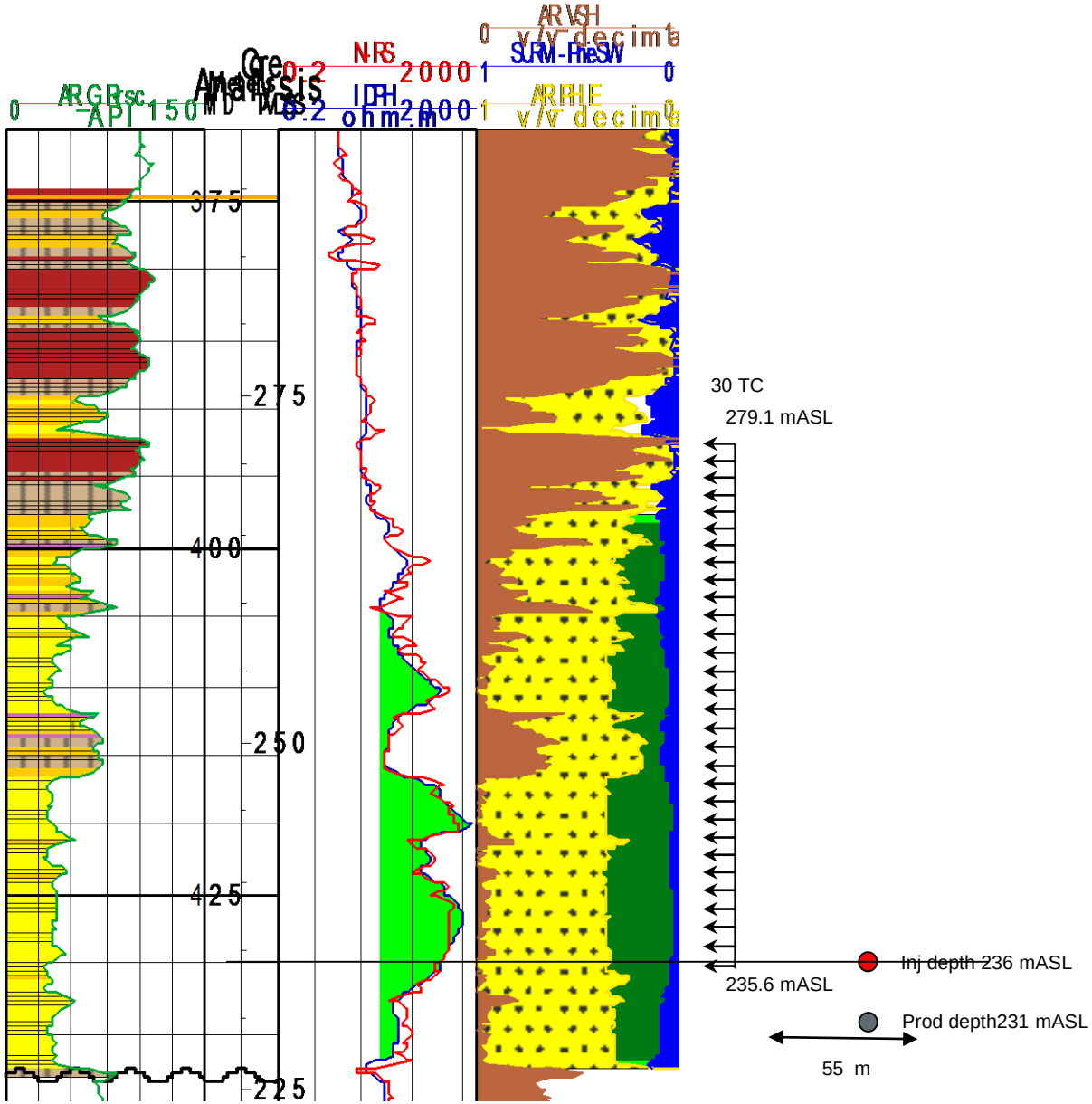

Pair 102-16

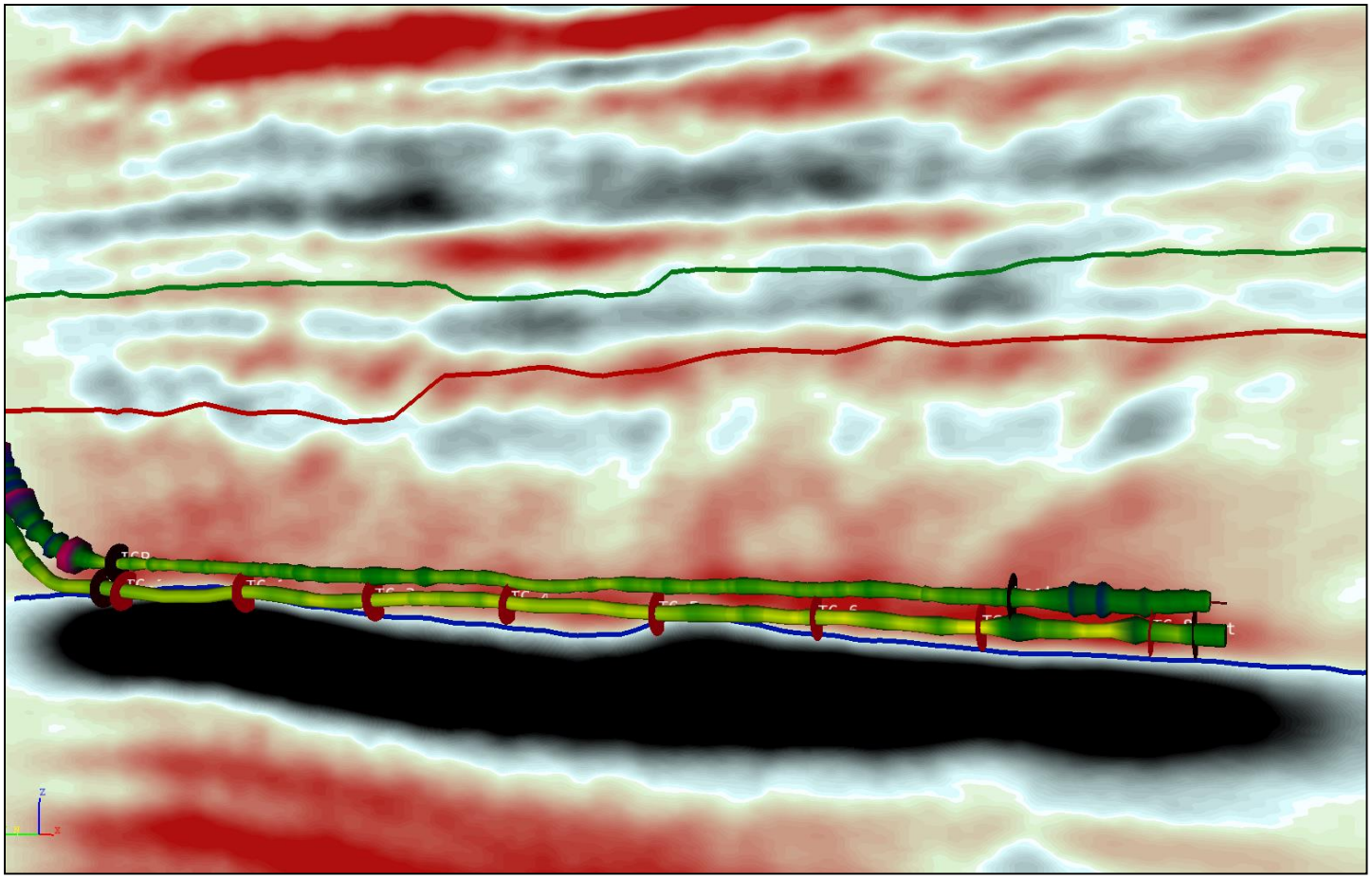

Horizons

= WAB

= TopResSeis

= BHL

Picks

= Thermocouple

= Casing Point

Gamma Ray Color Scale (API)

Integrated Seismic Trace

102-16 OBB Temperature vs. Depth

TC string replaced June 26, 2011.

Because of ground condition and according to reservoir ranking list, 102-16 OBB surface connection was completed Feb. 2012

***No Piezos (KB)**

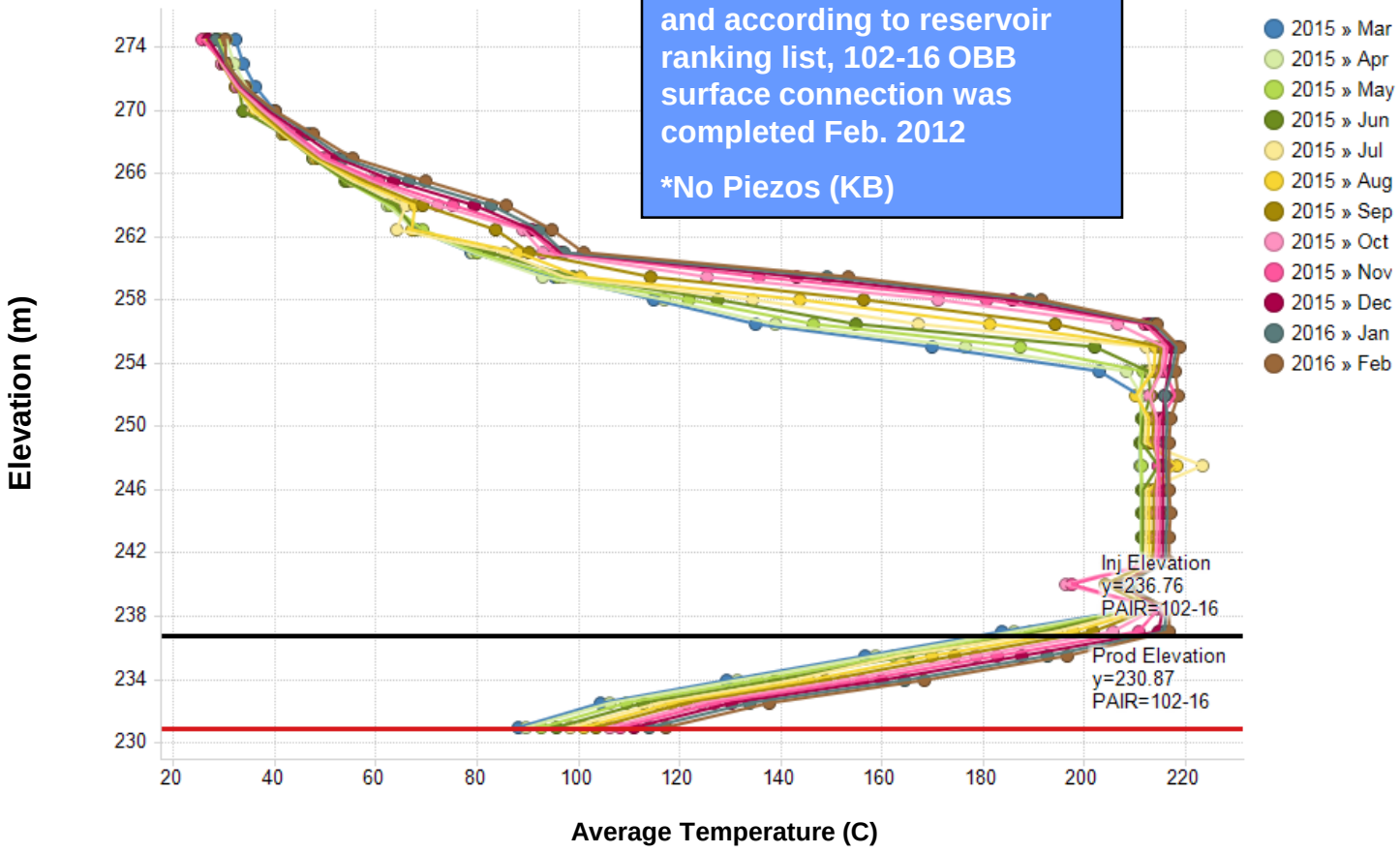

Wellpair 102-21

Reservoir quality

Fishbone drain well drilled August 2013

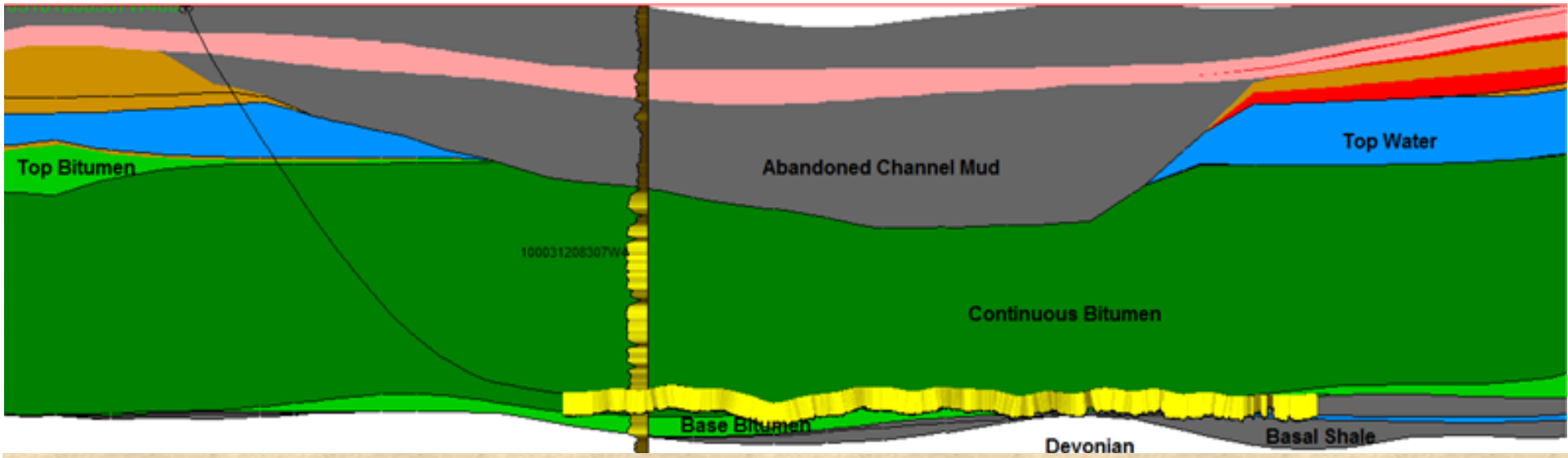

producer



Lxdata pressure/temperature fiber optic coil.

Wellpair 102-21

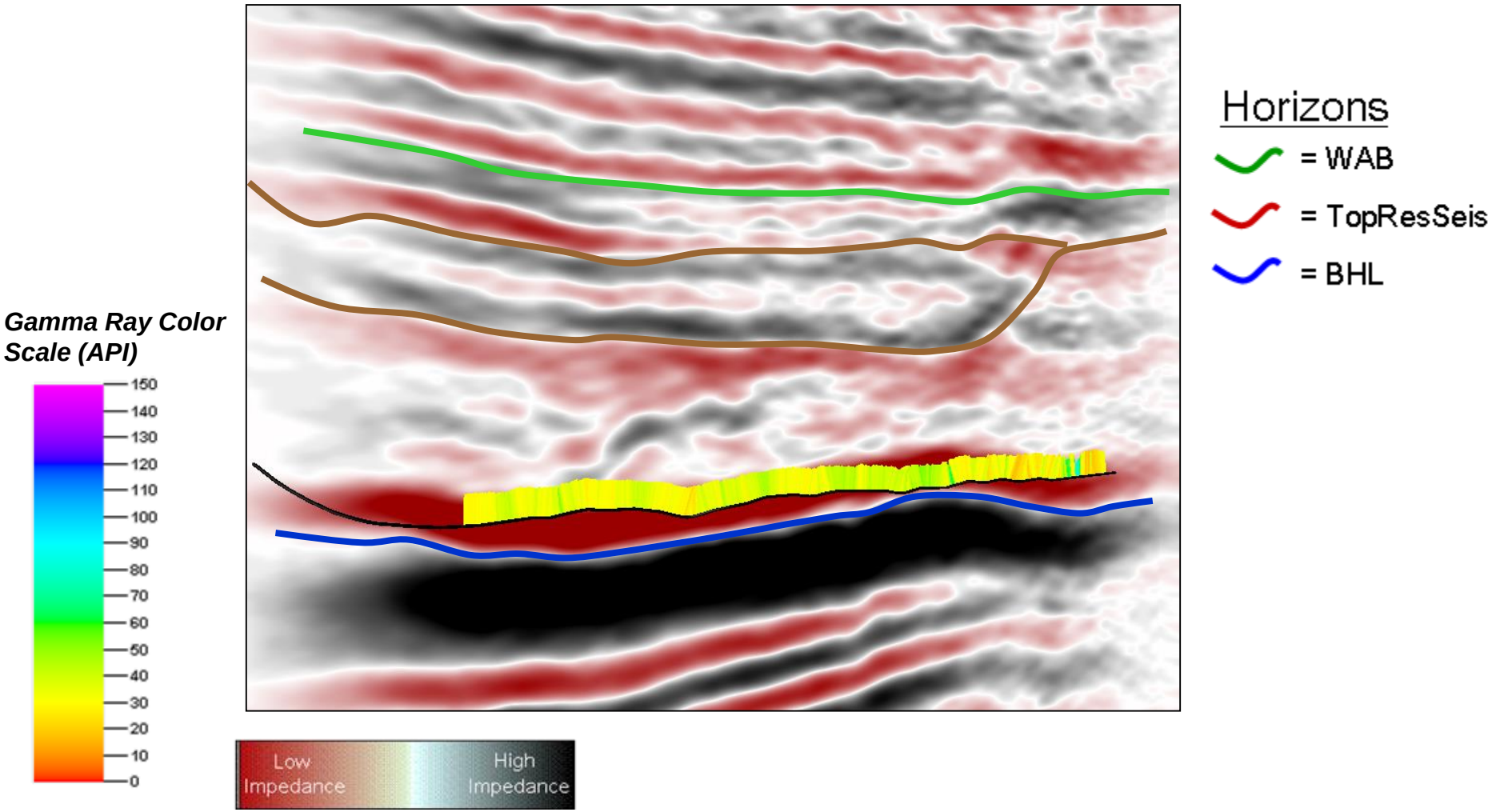

Wellpair 102-22

Reservoir quality

Fishbone drain well drilled September 2013

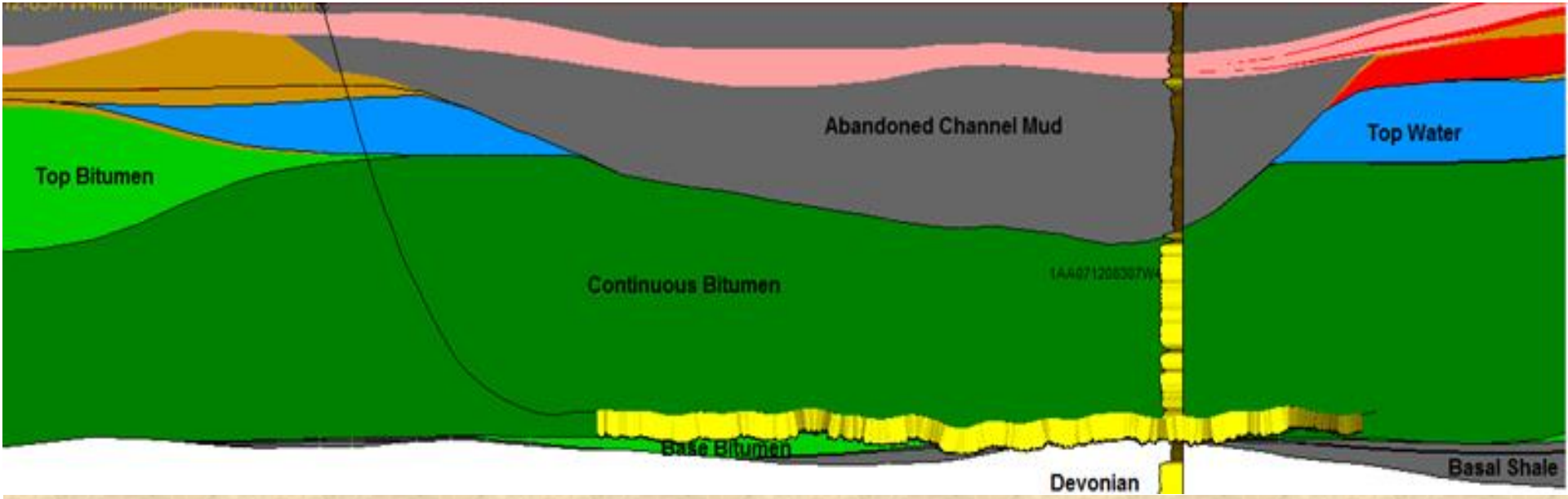

producer

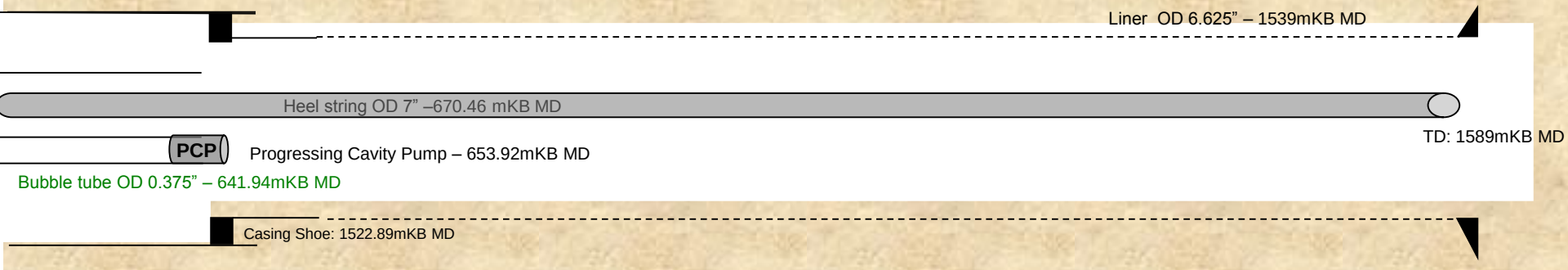

Lxdata pressure/temperature fiber optic coil.

Pair 102-22

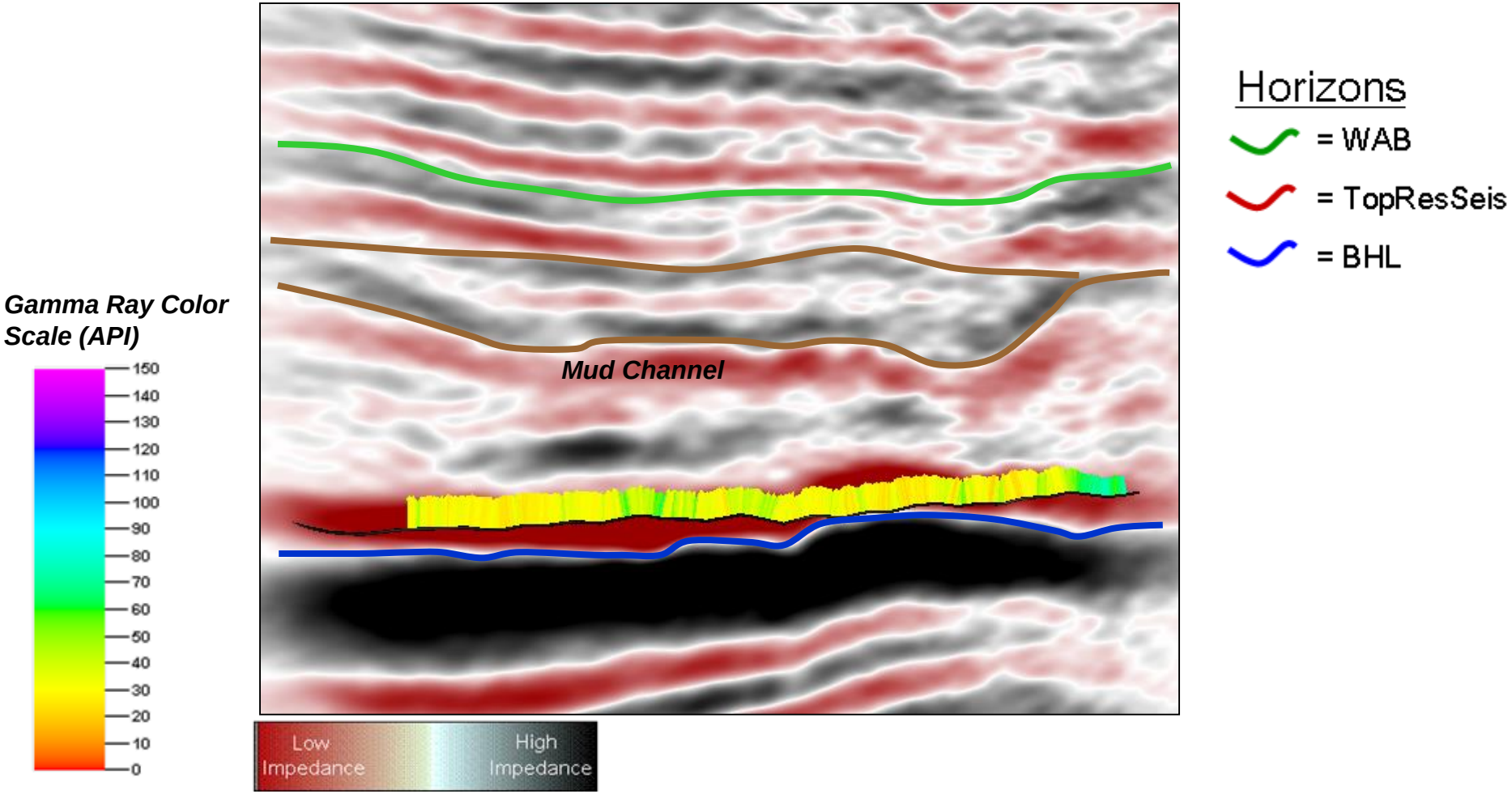
Gamma Ray Color Scale (API)
150
140
130
120
110
100
90
80
70
60
50
40
30
20
10
0
Mud Channel
Low Impedance
High Impedance
Horizons
= WAB
= TopResSeis
= BHL

Surface vs Subsurface - Naming Convention Well Pad 103



S1 DA 103 Well Pair 02

Res. quality

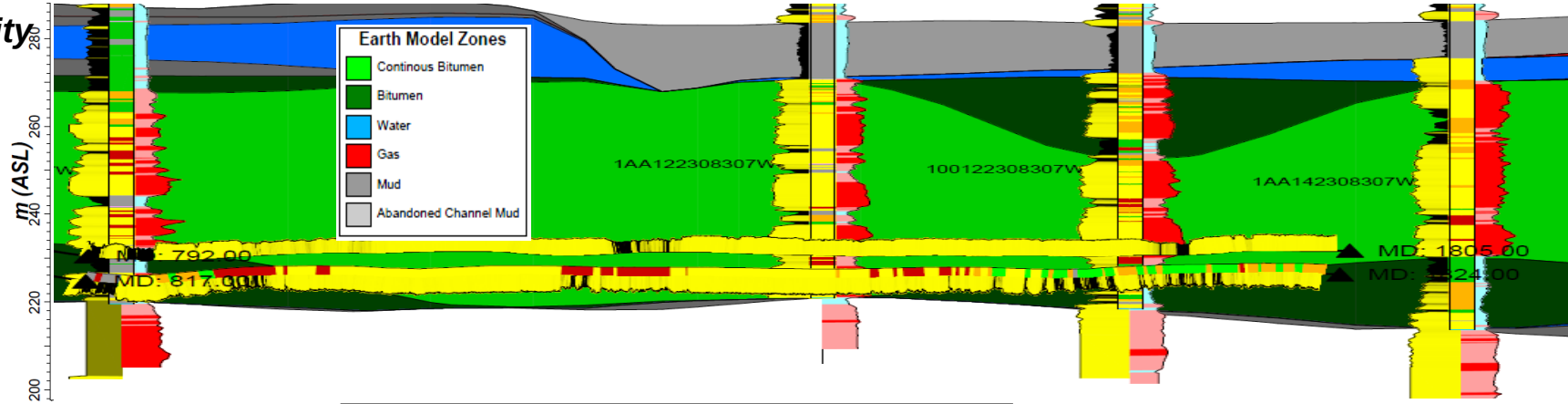

Offset

Pad 103 – WP 02

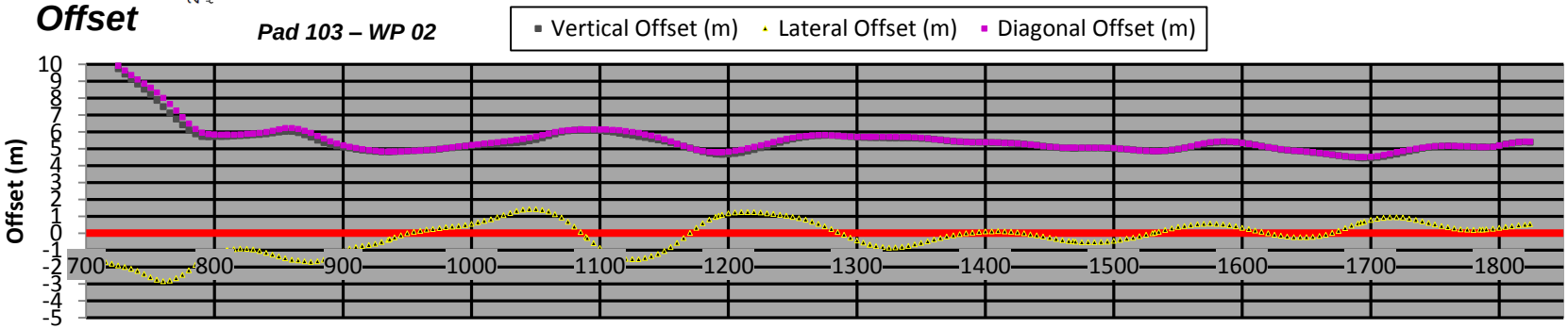

Injector

Liner (Blank) OD 8.625" – 770.58– 797.78 MD
Liner (Equalizer) OD 6.62" : 797.78 – 1800 MD
Heel string OD 7.0" – 739.42 MD (452.34 mTVD)
TD: 1805 MD
Toe string: VIT OD 4.5", ID 2.87" – 1,100.83 MD (454.14 mTVD) Toe string OD 4.5", ID 3.87" – 1,778.61 MD (454.17 mTVD)
Casing Shoe- 792.00 MD
Liner (Blank) OD 7.0" – 798.04- 810.86 MD
FCD OD 6.6" – 823.89 – 1806.40 MD
Heel string OD 7.0" – 765.36 MD (459.37 mTVD)
Gas Lift CT OD 1.25" – 775.00 MD (459.57 mTVD)
TD: 1824 MD
40 point LxData - 1795.53 MD (set depth)
Toe string: VIT OD 4.5", ID 2.87" – 797.5 MD (460.31 mTVD)
Toe string OD 4.0", ID 3.47"– 1,796.93 MD (459.3 mTVD)
Casing Shoe- 817 MD

Producer

COPRC 103P02OBA1 RESDELN 8-22-83-7 (COPRC ET AL OB RESDELN 8-22-83-7)

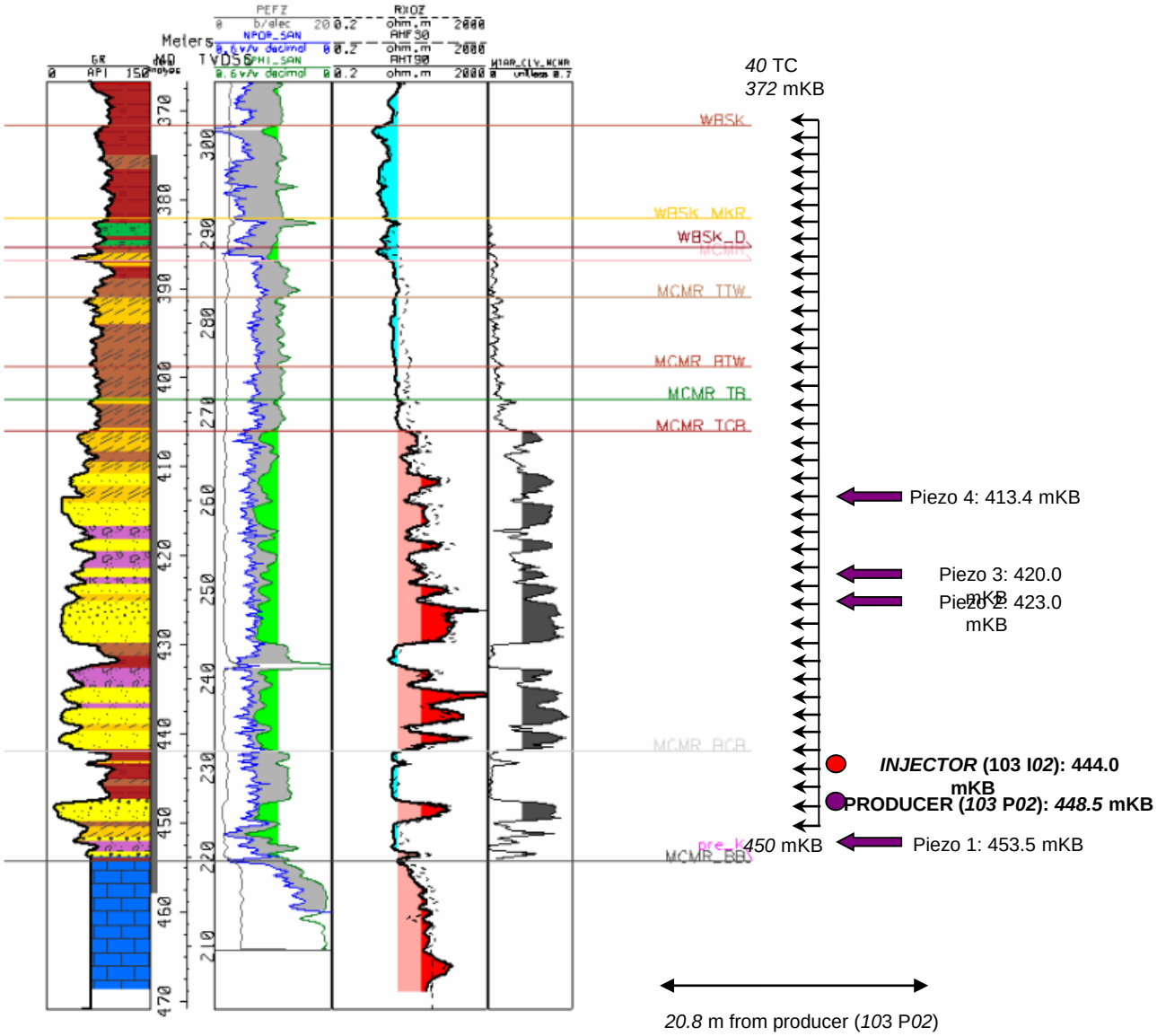

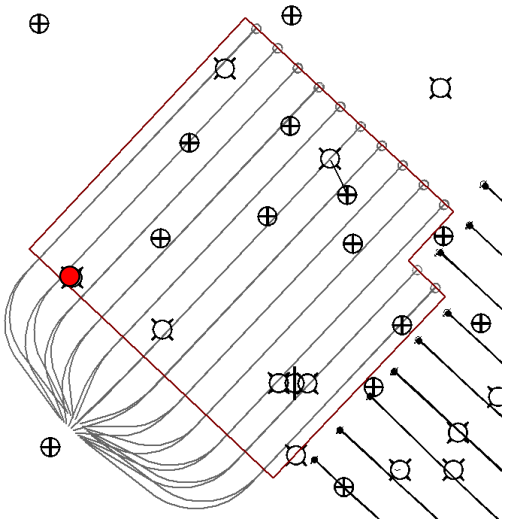

100082208307W400

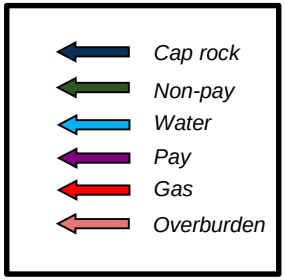

Pair 103-02

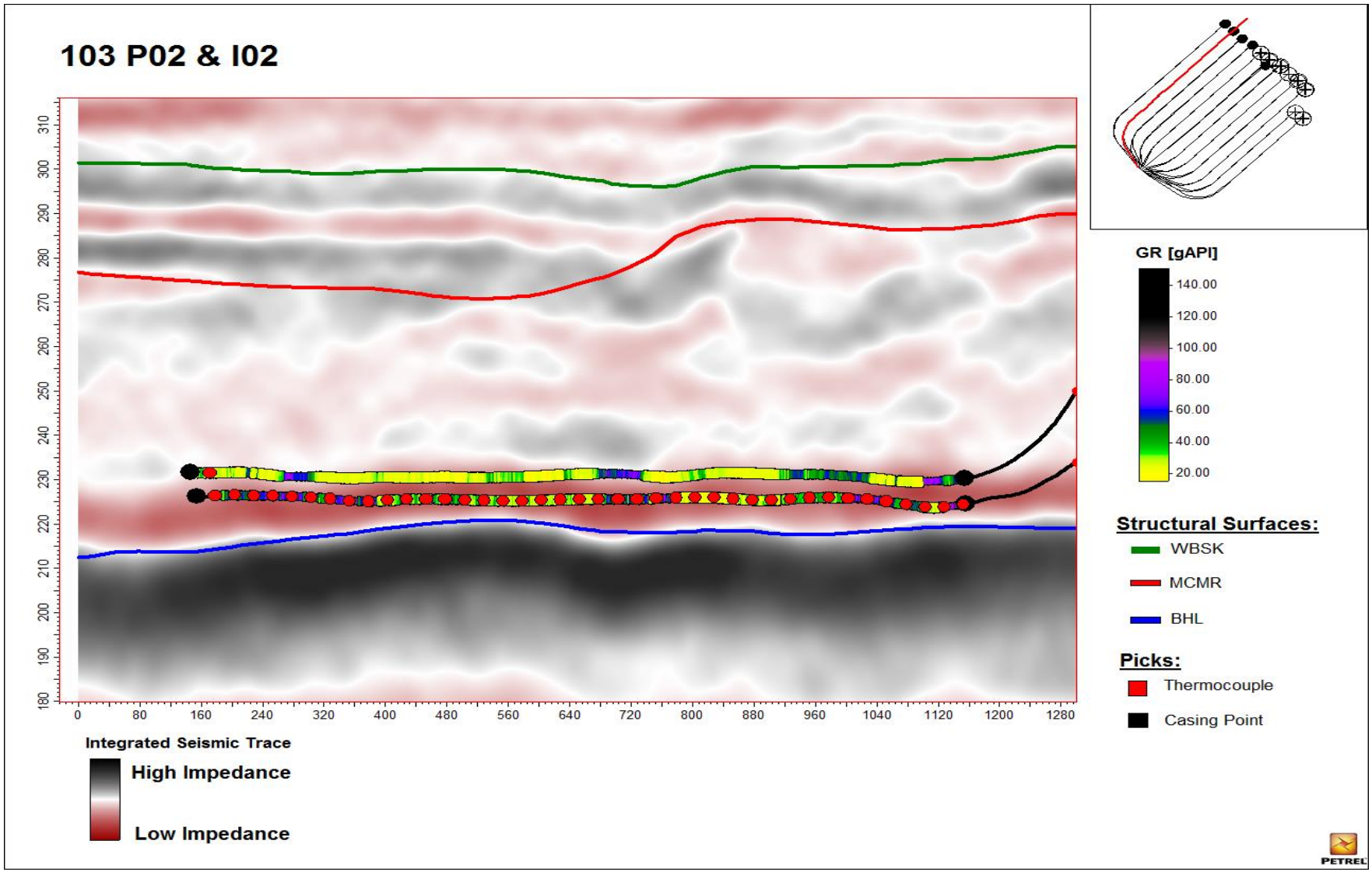
103 P02 & I02
310
300
290
280
270
260
250
240
230
220
210
200
190
180
0
80
160
240
320
400
480
560
640
720
800
880
960
1040
1120
1200
1280
Integrated Seismic Trace
High Impedance
Low Impedance
GR [gAPI]
140.00
120.00
100.00
80.00
60.00
40.00
20.00
Structural Surfaces:
WBSK
MCMR
BHL
Picks:
Thermocouple
Casing Point
PETREL

103-P02-OBA Temperature vs. Depth

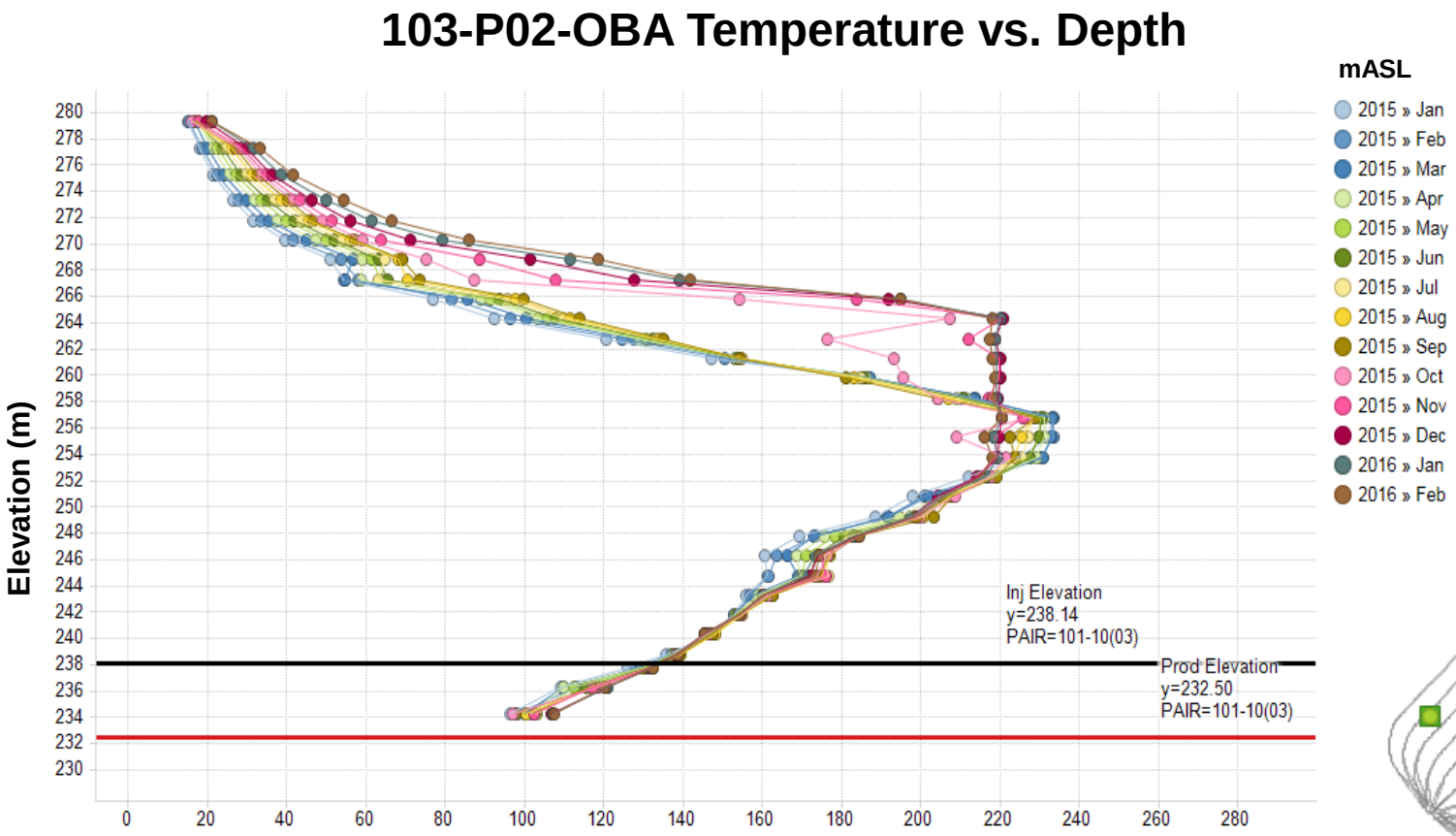

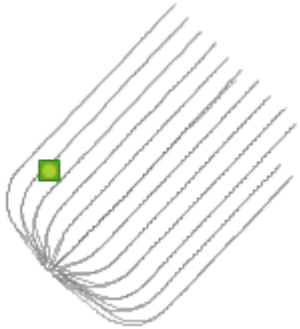

103-P02 OBA Piezometer Plot

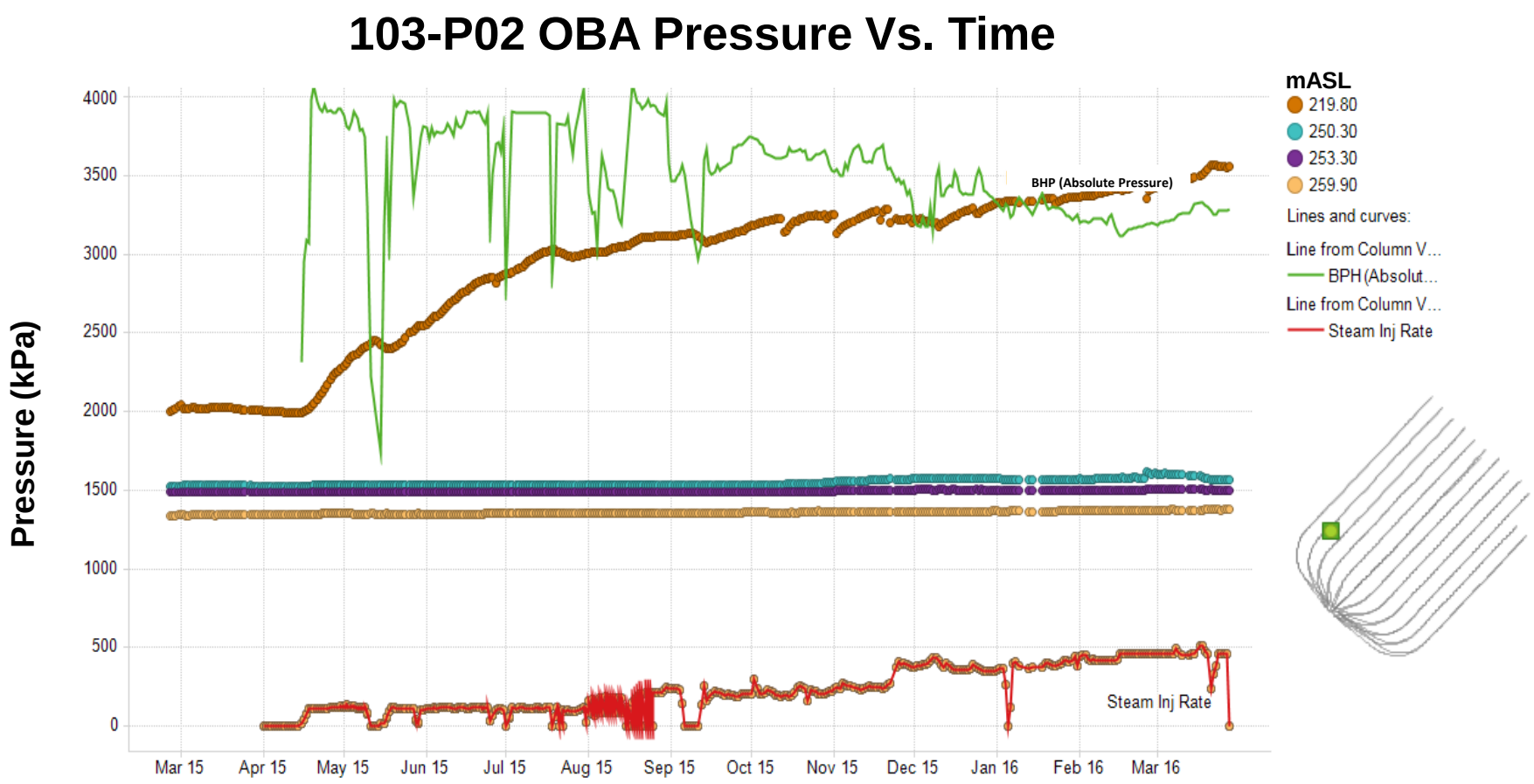

S1 DA 103 Well Pair 12

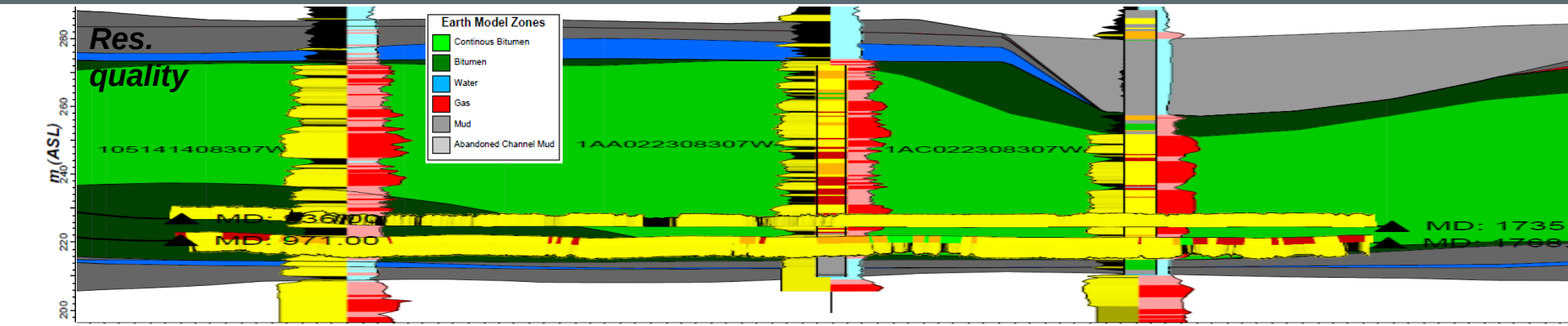

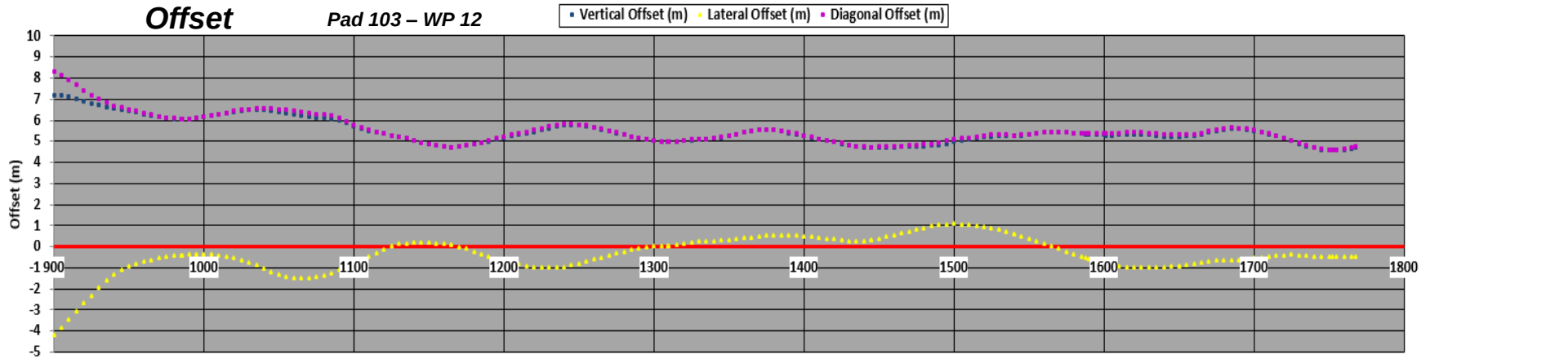

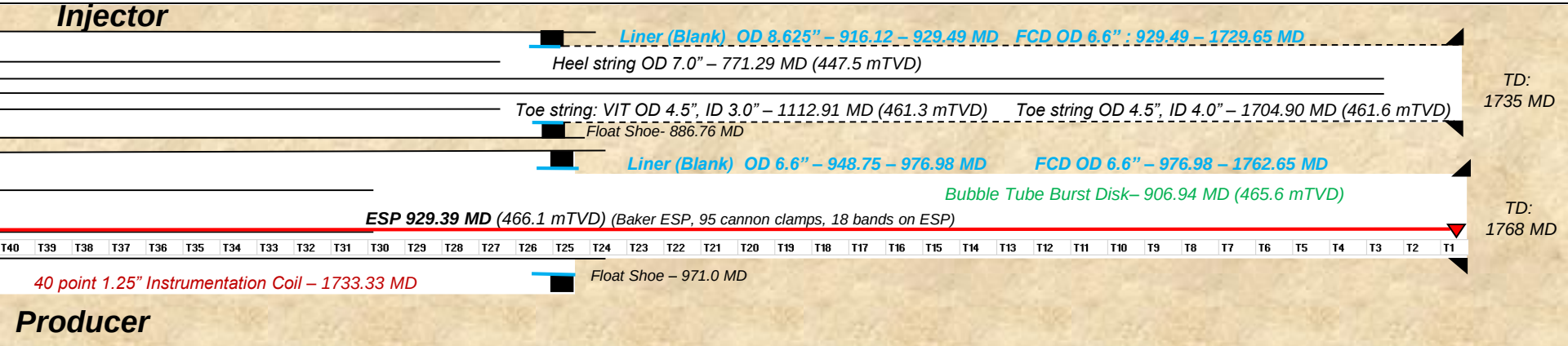

COPRC 103P12OBA1 RESDELN 14-14-83-7 (COPRC ET AL OBS RESDELN 14-14-83-7)

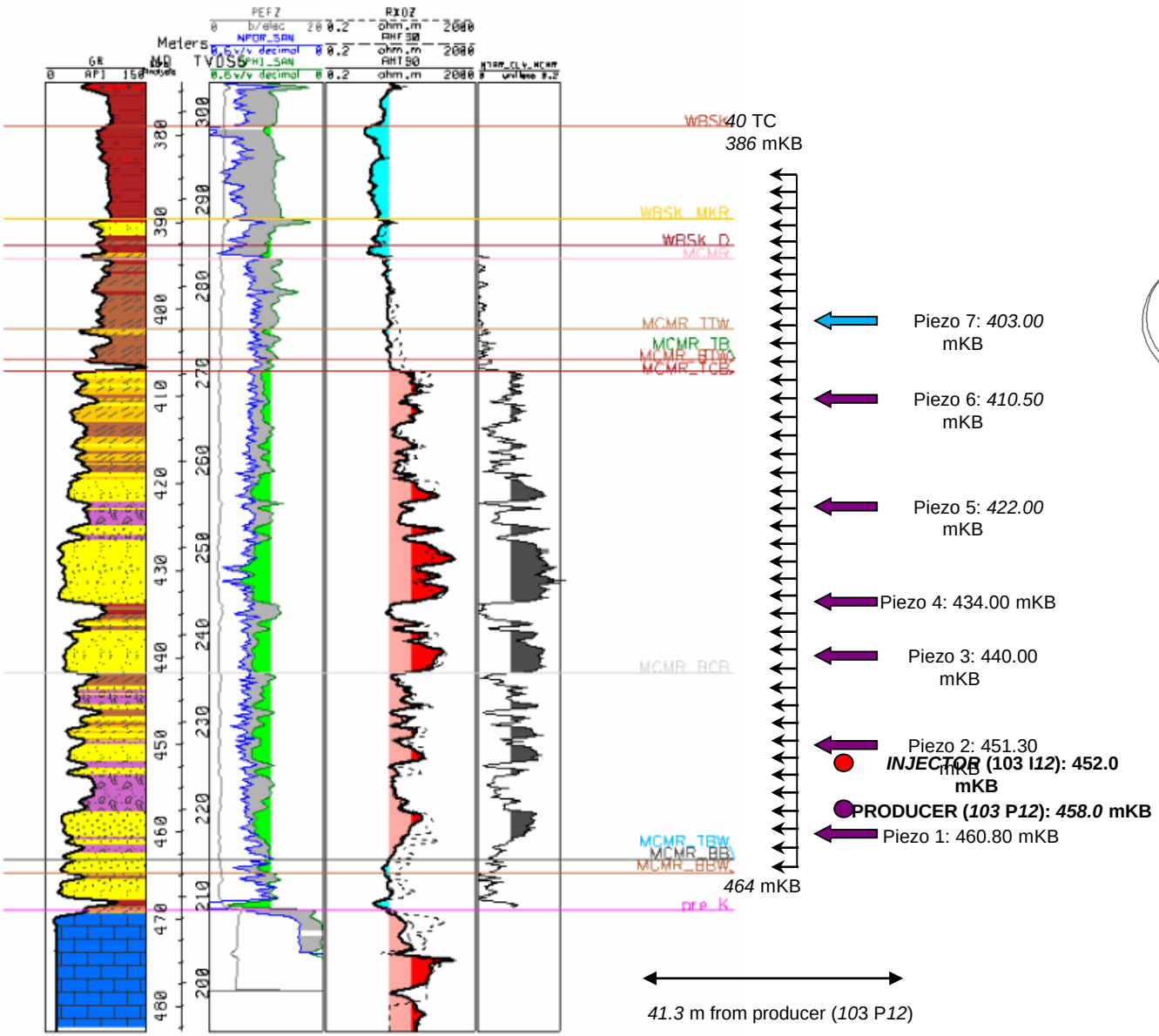

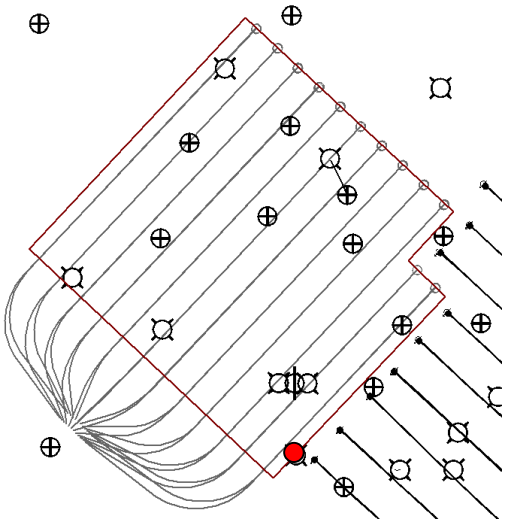

105141408307W400

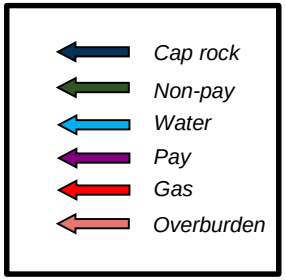

Pair 103-12

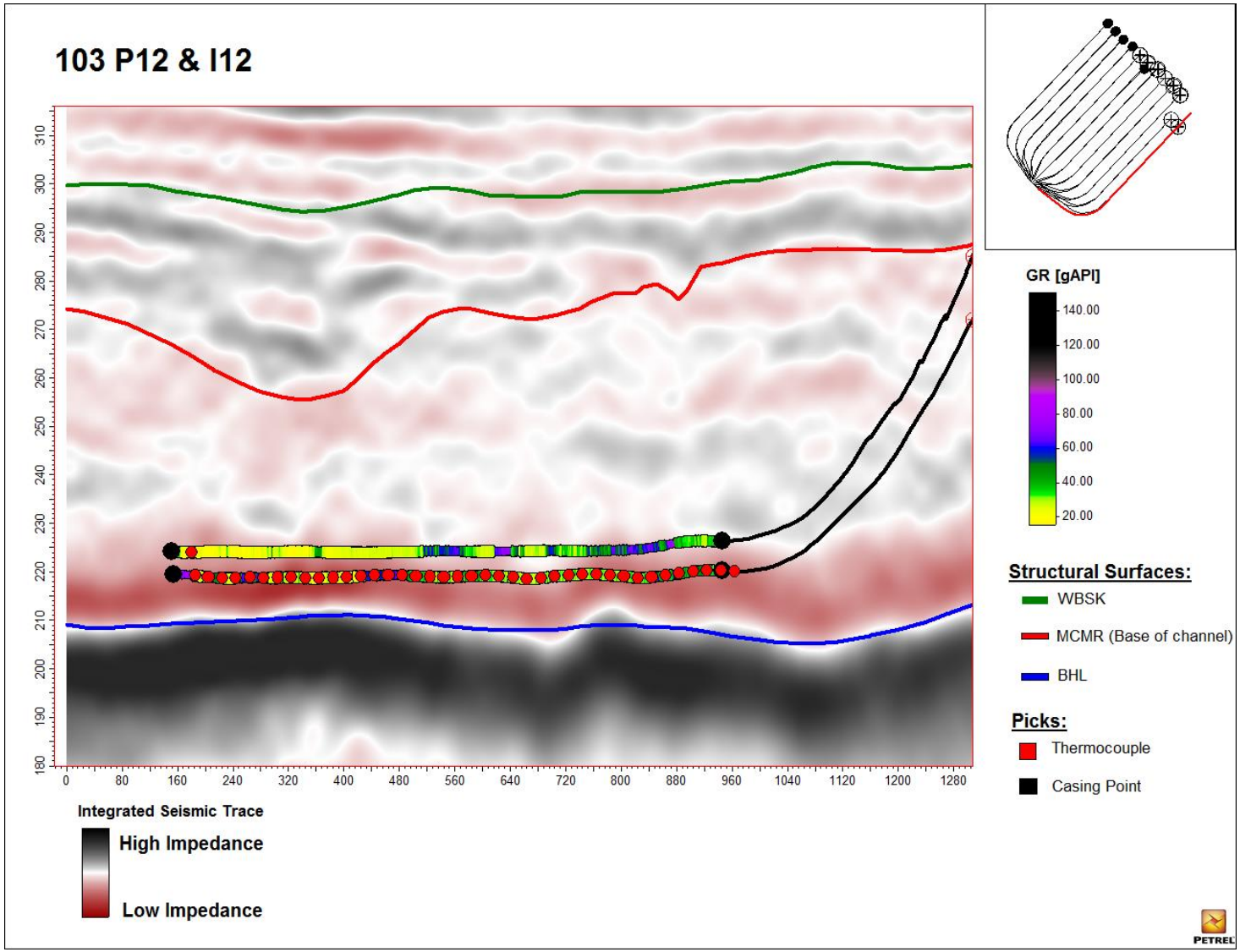
103 P12 & I12
310
300
290
280
270
260
250
240
230
220
210
200
190
180
0
80
160
240
320
400
480
560
640
720
800
880
960
1040
1120
1200
1280
Integrated Seismic Trace
High Impedance
Low Impedance
GR [gAPI]
140.00
120.00
100.00
80.00
60.00
40.00
20.00
Structural Surfaces:
WBSK
MCMR (Base of channel)
BHL
Picks:
Thermocouple
Casing Point
PETREL

103-P12-OBA Temperature vs. Depth

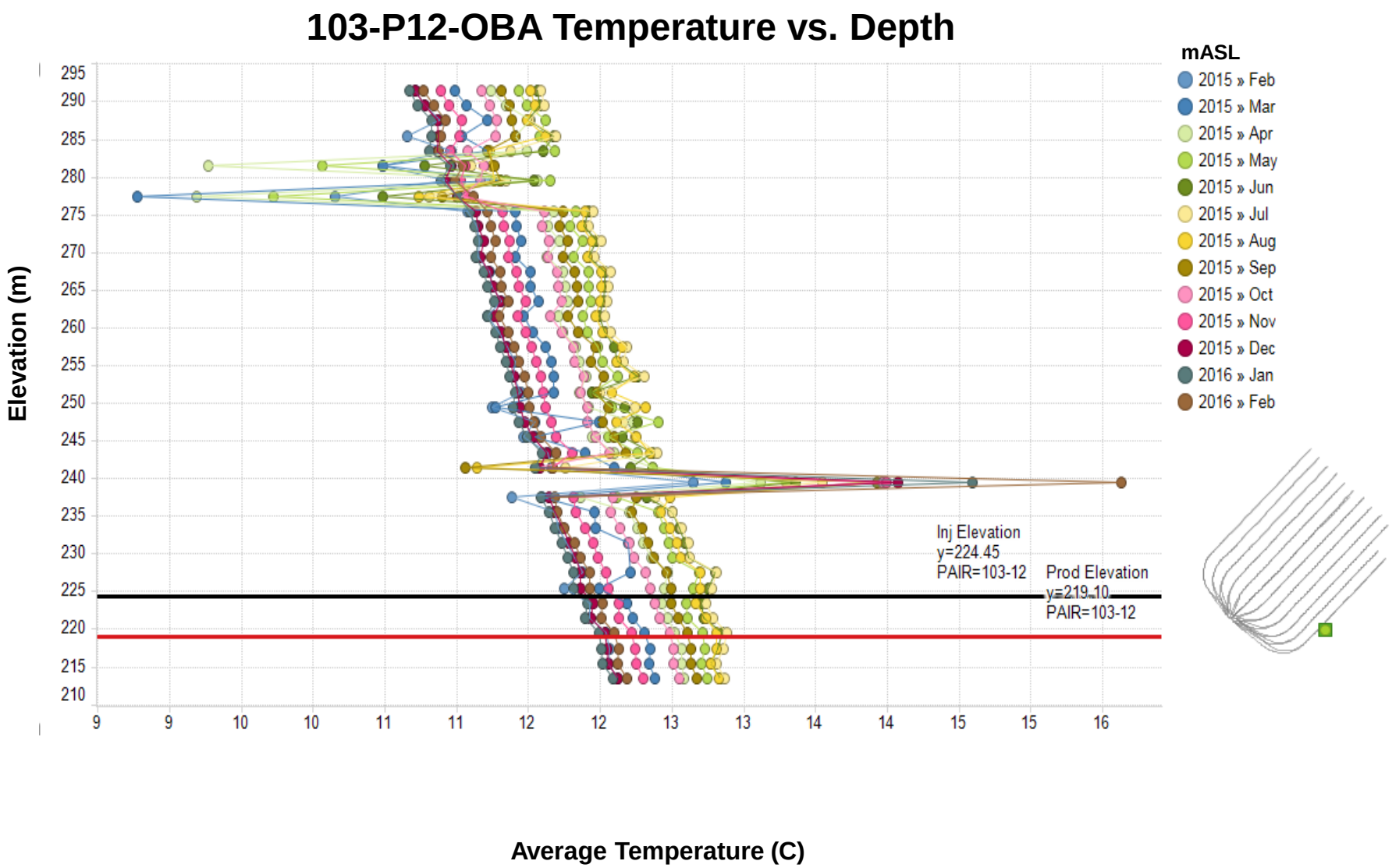

103-P12 OBA Piezometer Plot

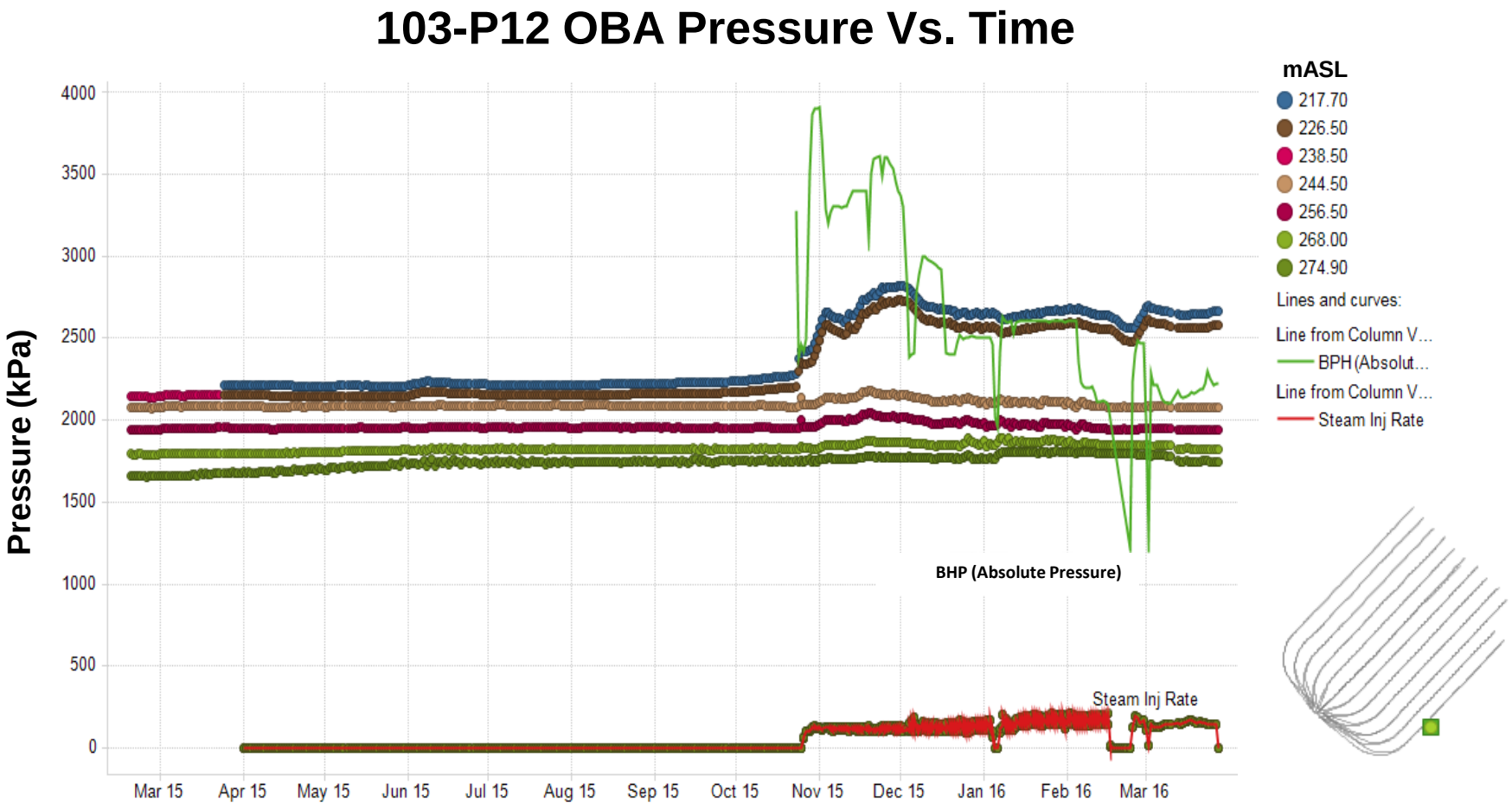

Pilot Instrumentation Summary

- SAGD Wellpairs
  - Thermocouples in producers and injectors
  - Bubble tubes for pressure measurement on producers
  - Blanket gas for pressure measurement on injectors
- Observation wells
  - 13 total

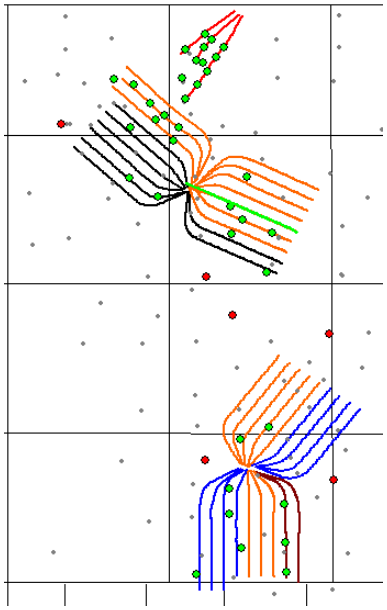

Pilot SAGD Well pairs BHP

Date	A Well Pair	B Well Pair	C Well Pair
	Chamber pressure (kPa)	Chamber pressure (kPa)	Chamber pressure (kPa)
Feb-15	1666	1664	#N/A
Mar-15	1683	1663	#N/A
Apr-15	1663	1614	#N/A
May-15	1661	1712	#N/A
Jun-15	1687	1747	#N/A
Jul-15	1662	1776	#N/A
Aug-15	1656	1723	#N/A
Sep-15	1638	1773	#N/A
Oct-15	1697	1772	#N/A
Nov-15	1714	1777	#N/A
Dec-15	1680	1780	#N/A
Jan-16	1658	1772	#N/A

SURMONT PILOT
Temperature Monitoring Observation Wells

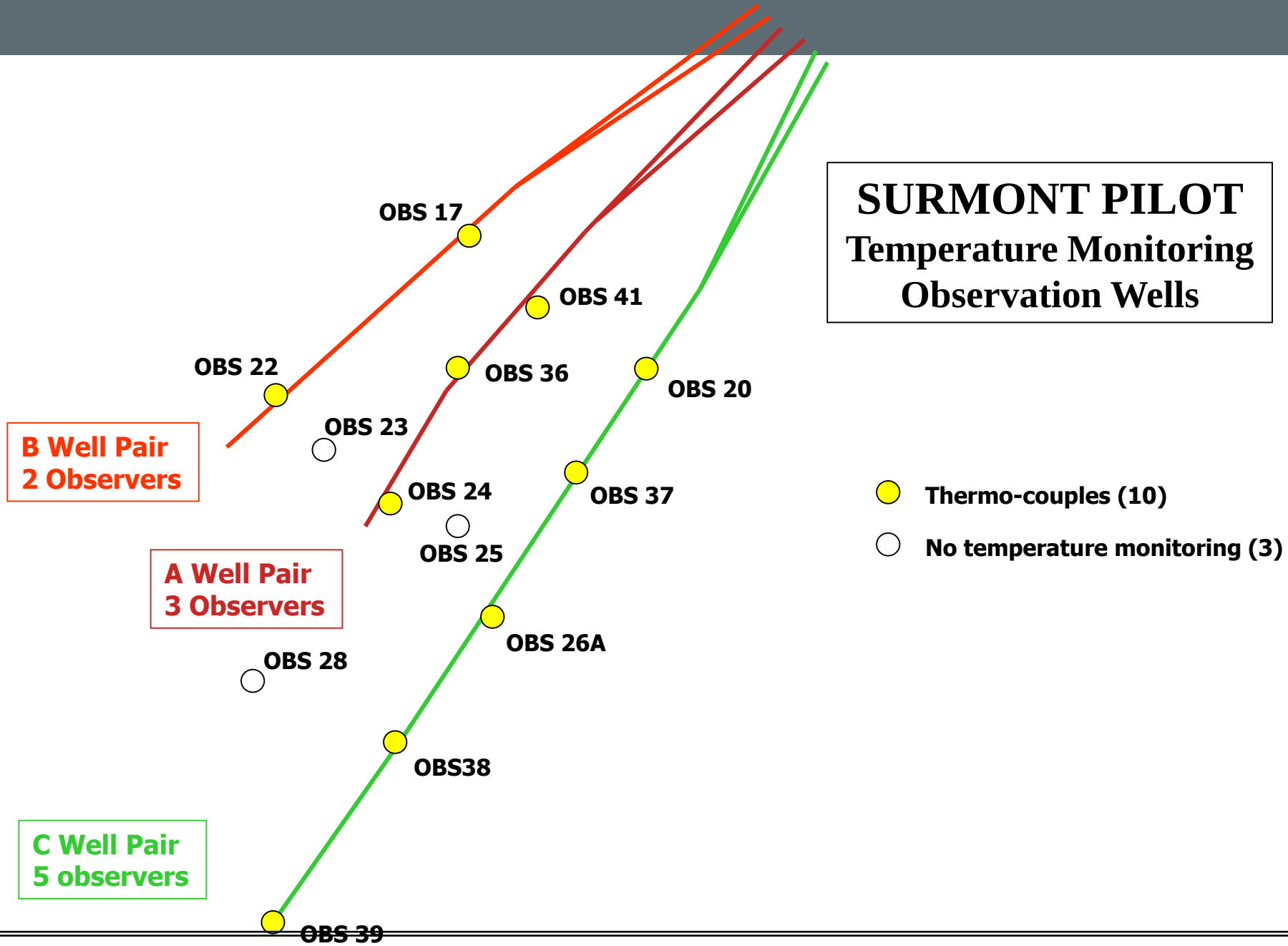

SURMONT PILOT
Pressure Monitoring Observation Wells

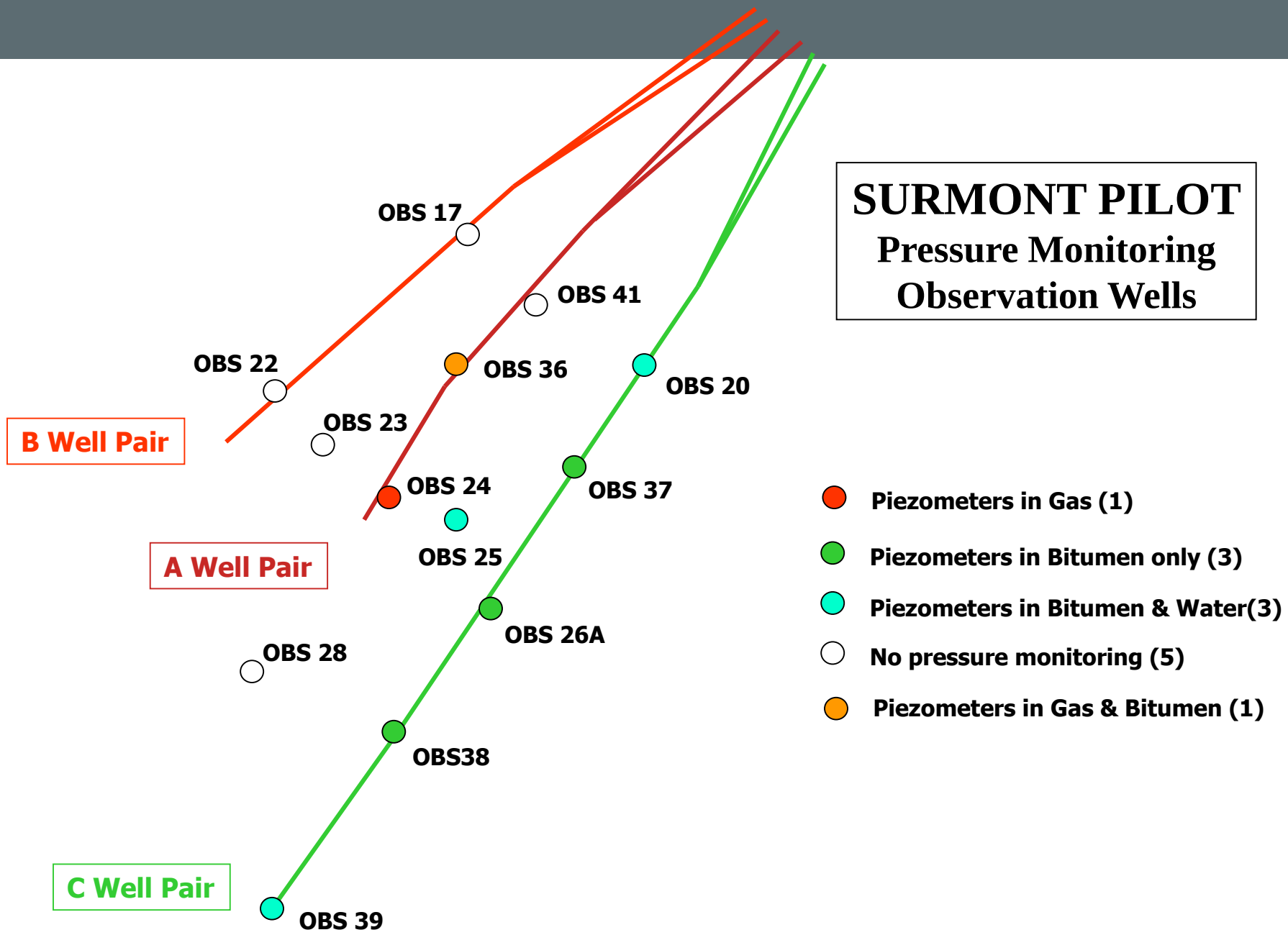

A Well Pair: OBS36 (Mid)

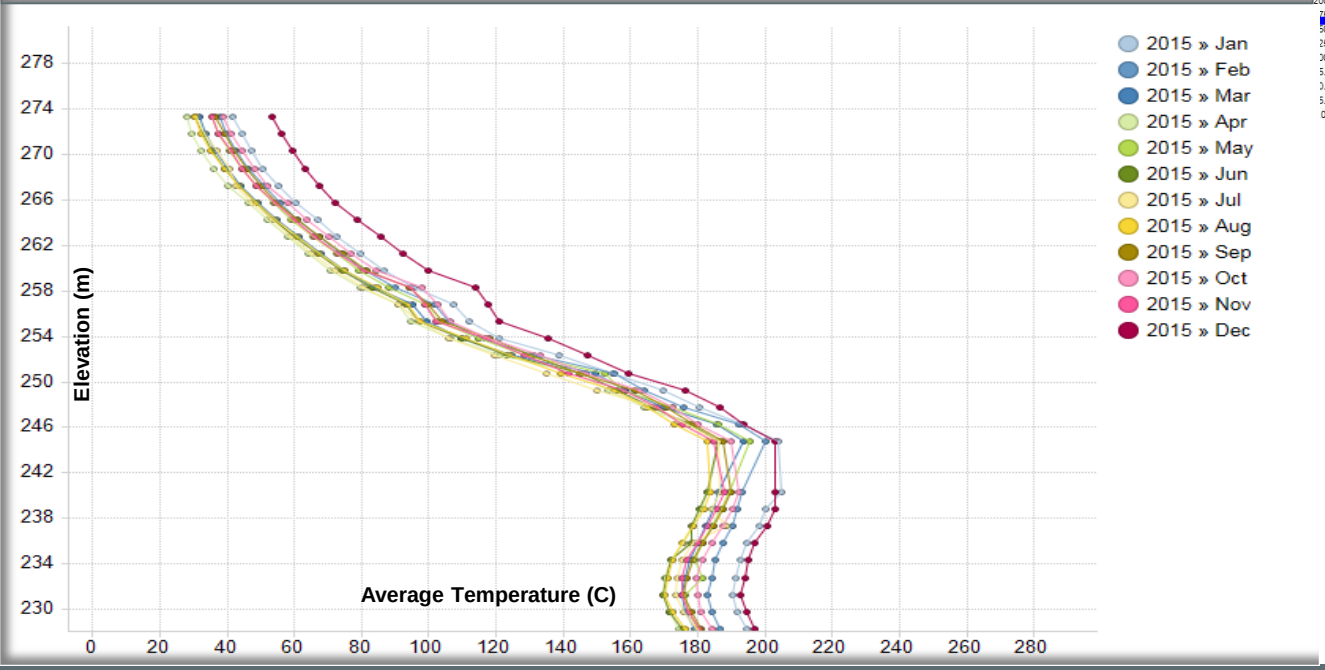

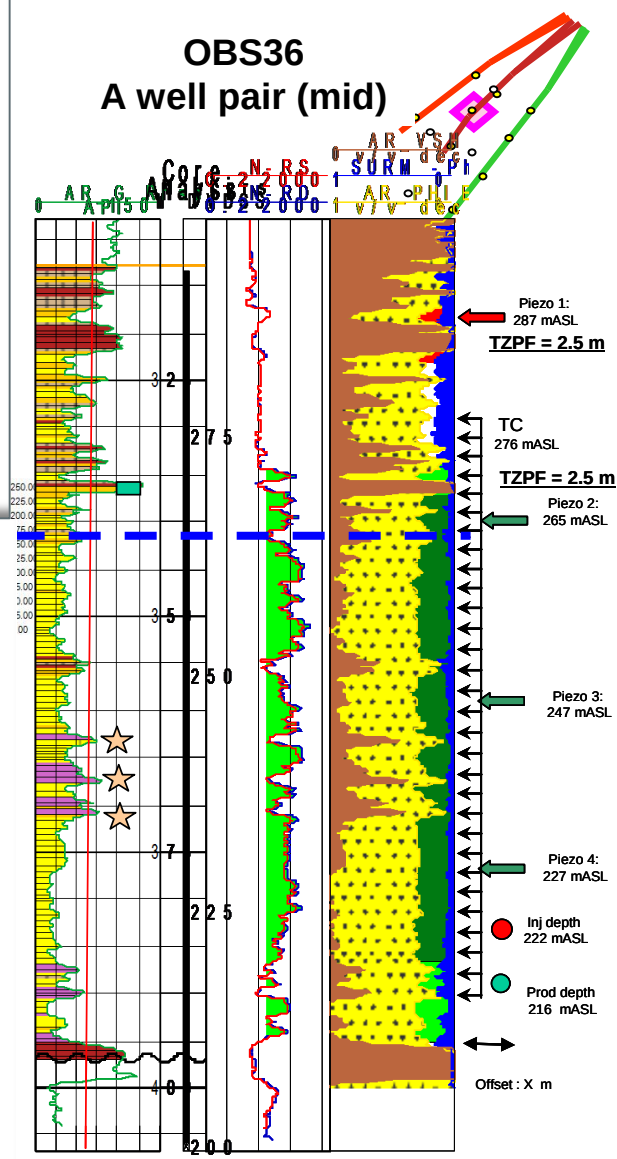

C Well Pair: OBS20 (Heel)

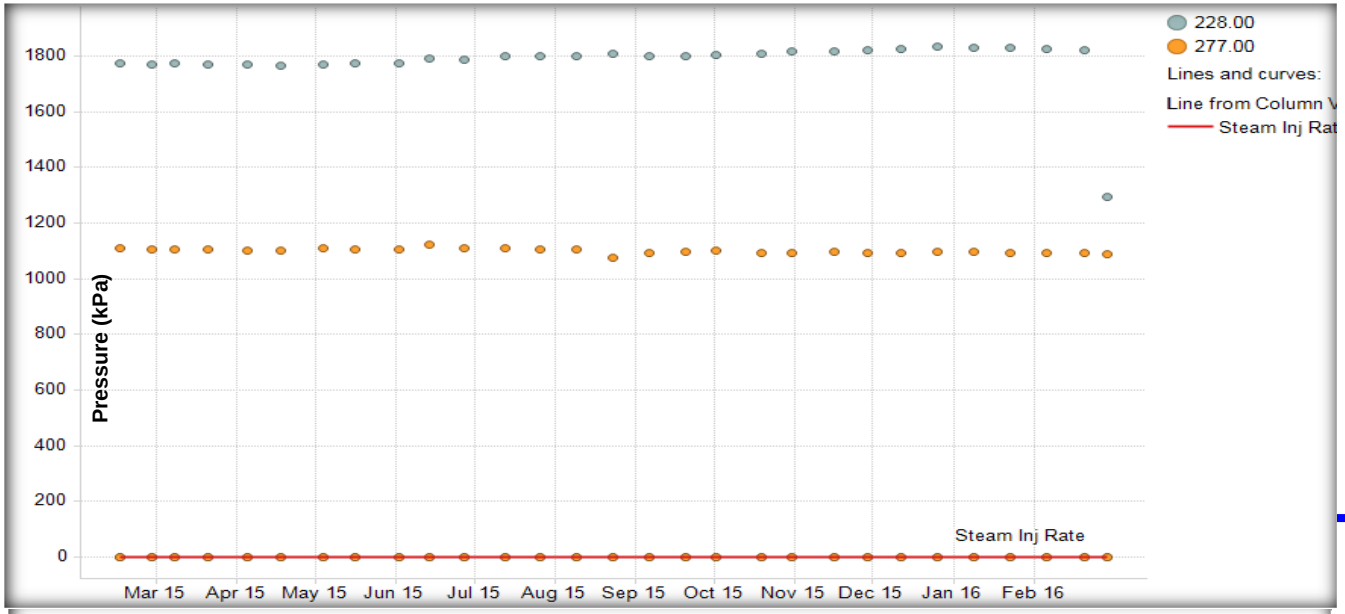

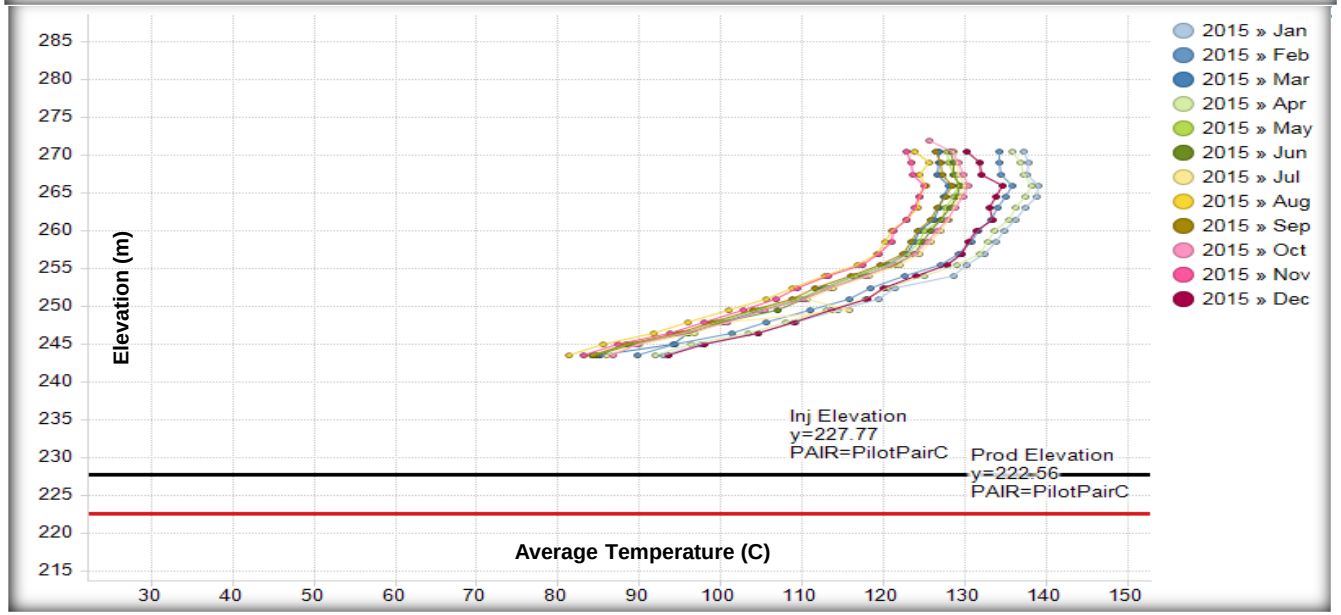

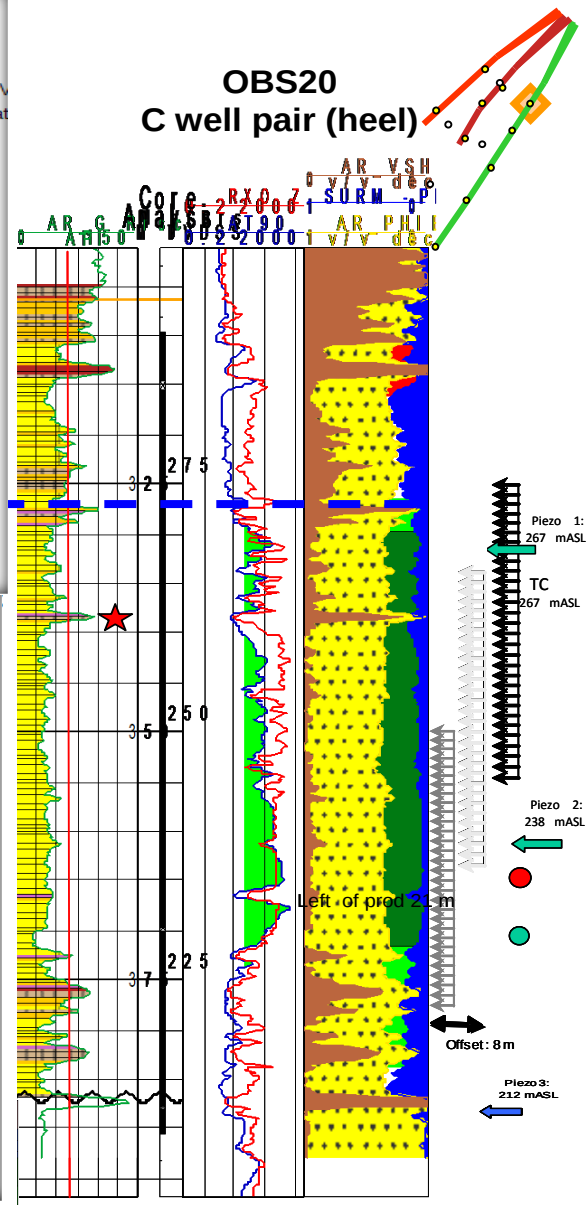

S2 SAGD Well Instrumentation

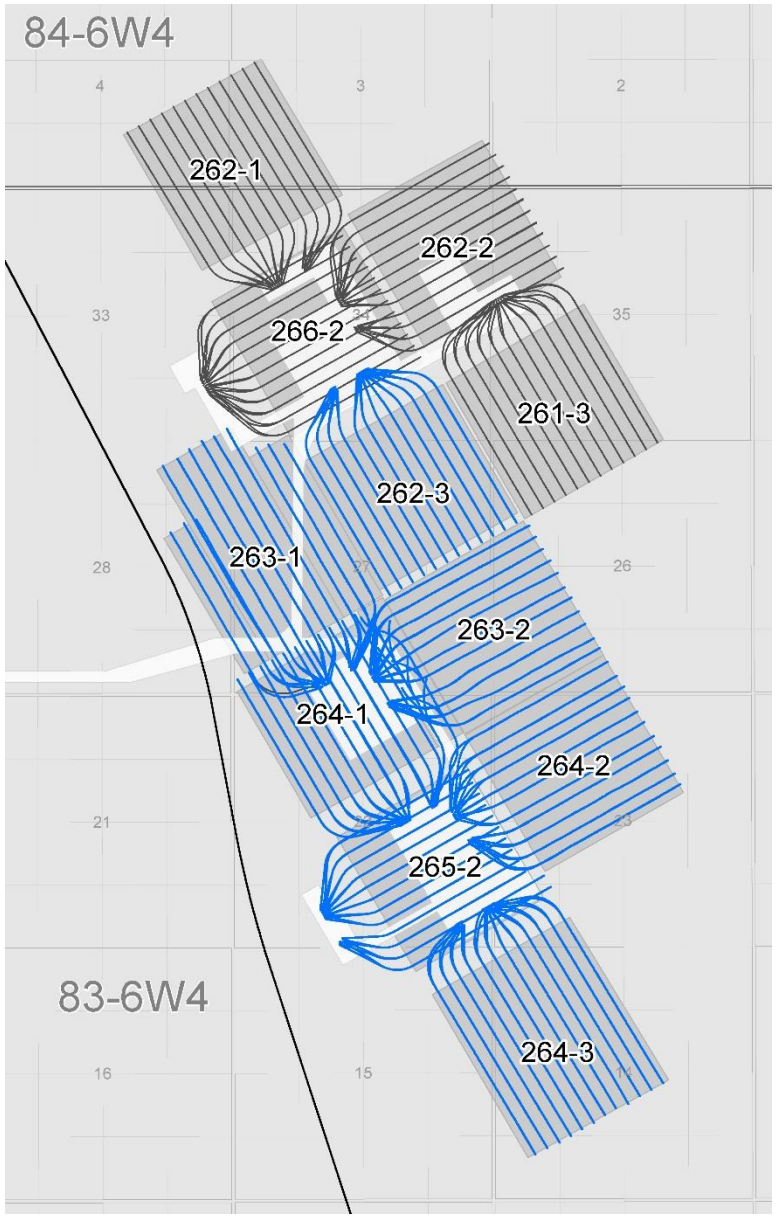

- **All wells on pads currently online contain 8 thermocouples in the producers**
- **Pads online as of Feb. 2016:**
  - **262-3**
  - **263-1**
  - **263-2**
  - **264-1**
  - **264-2**
  - **264-3**
  - **265-2**

S2 Observation Wells

Observation Well

Development Area

Drainage Area

S2 DA 262-3 Well Pair 03

Res. quality

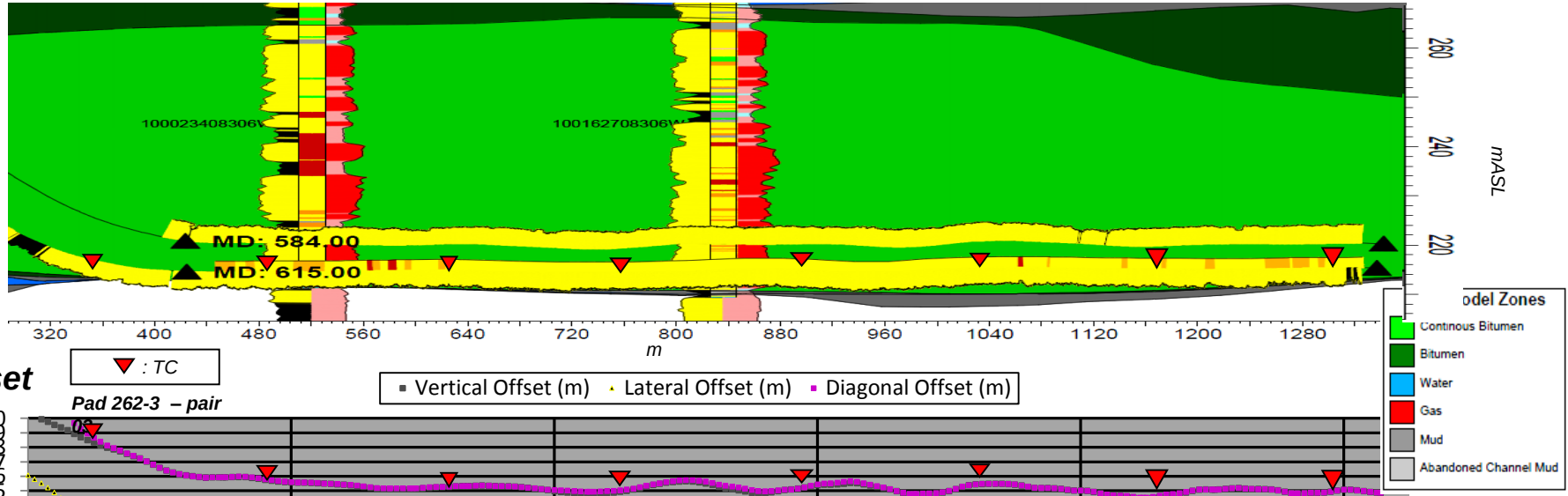

Offset

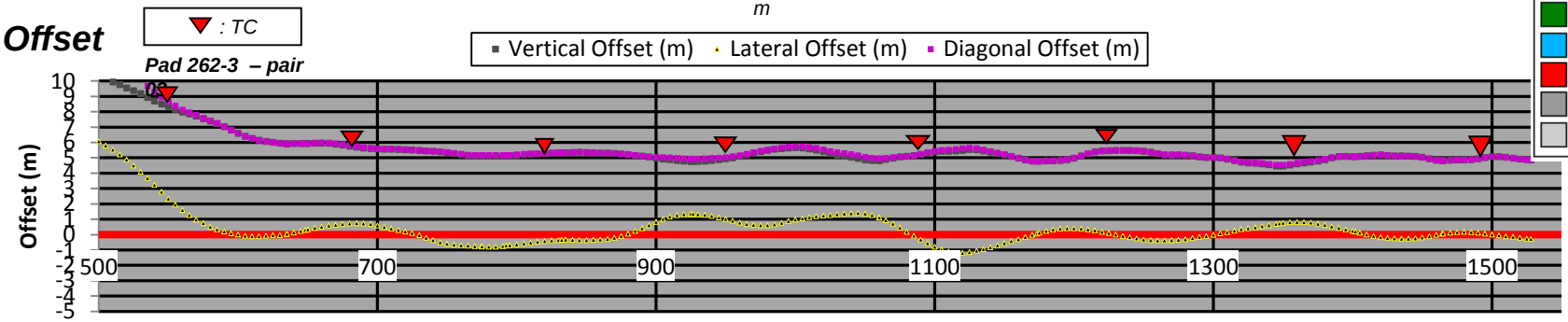

Injector

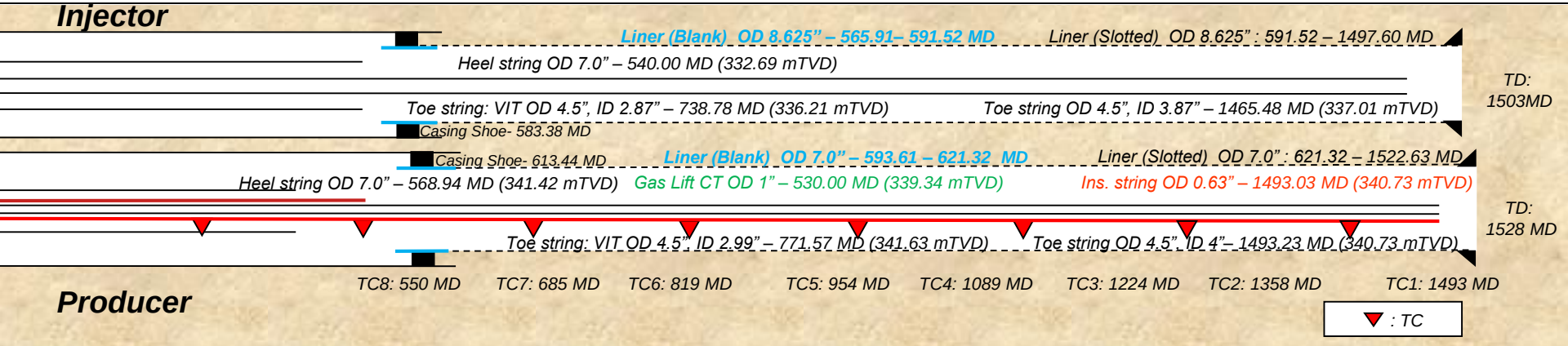

Producer

COPRC 2623P03OBA1 NEWBY 2-34-83-6 (COPRC 2623P09OBA1 NEWBY 2-34-83-6)

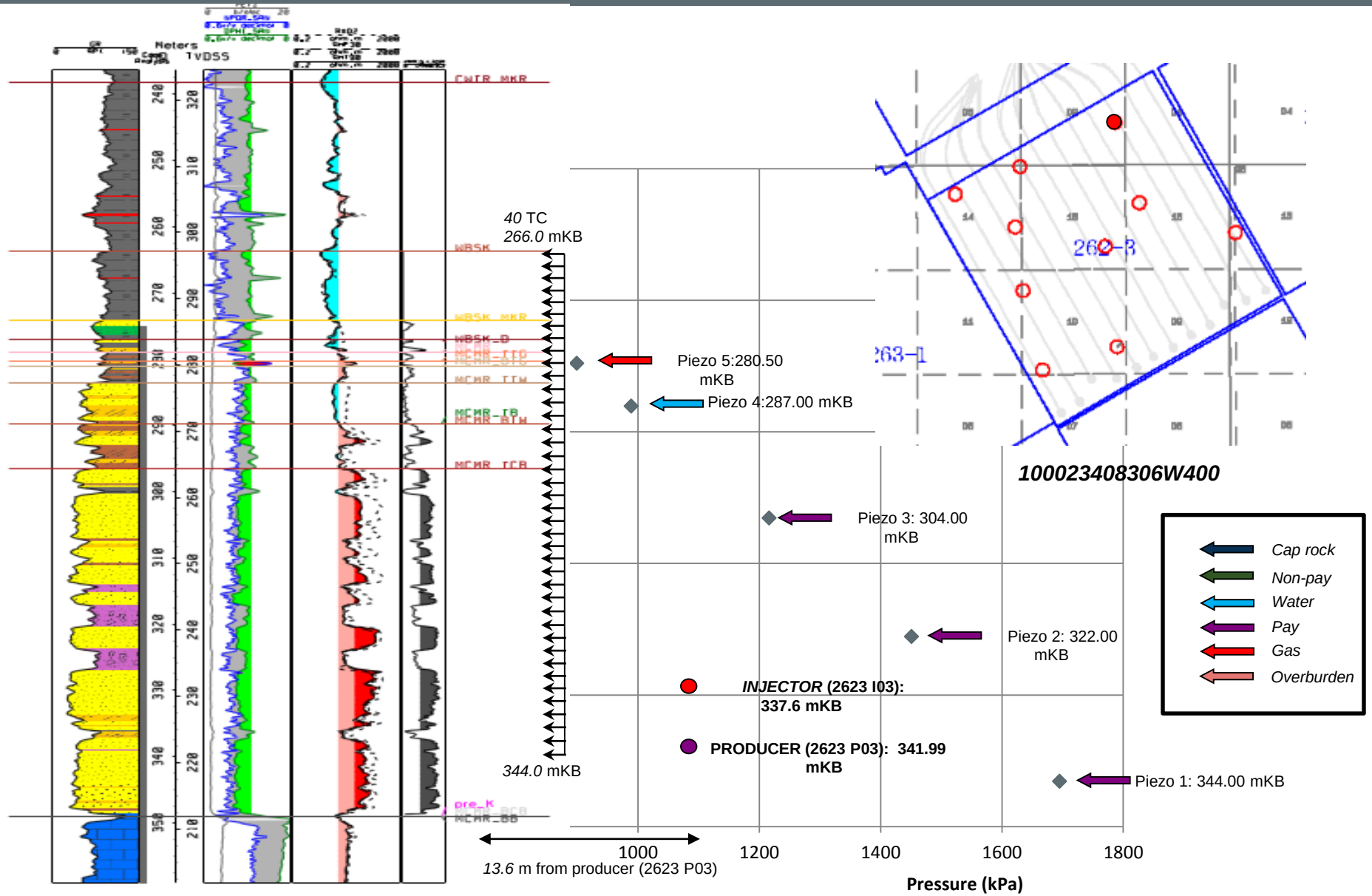

Pair 262-3-03

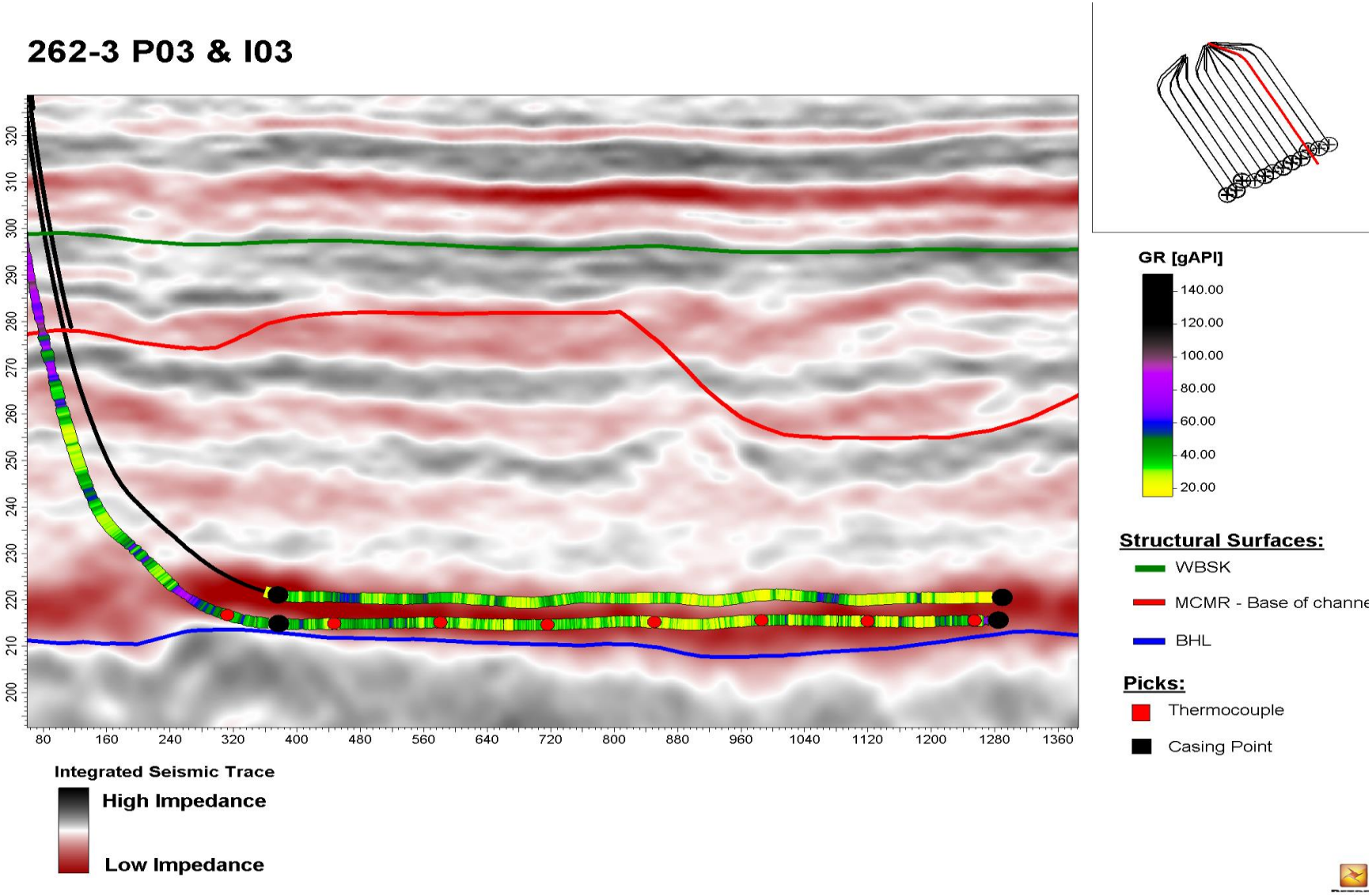
262-3 P03 & I03
320
310
300
290
280
270
260
250
240
230
220
210
200
80
160
240
320
400
480
560
640
720
800
880
960
1040
1120
1200
1280
1360
Integrated Seismic Trace
High Impedance
Low Impedance
GR [gAPI]
140.00
120.00
100.00
80.00
60.00
40.00
20.00
Structural Surfaces:
WBSK
MCMR - Base of channe
BHL
Picks:
Thermocouple
Casing Point

262-3-P03-OBA Temperature vs. Depth

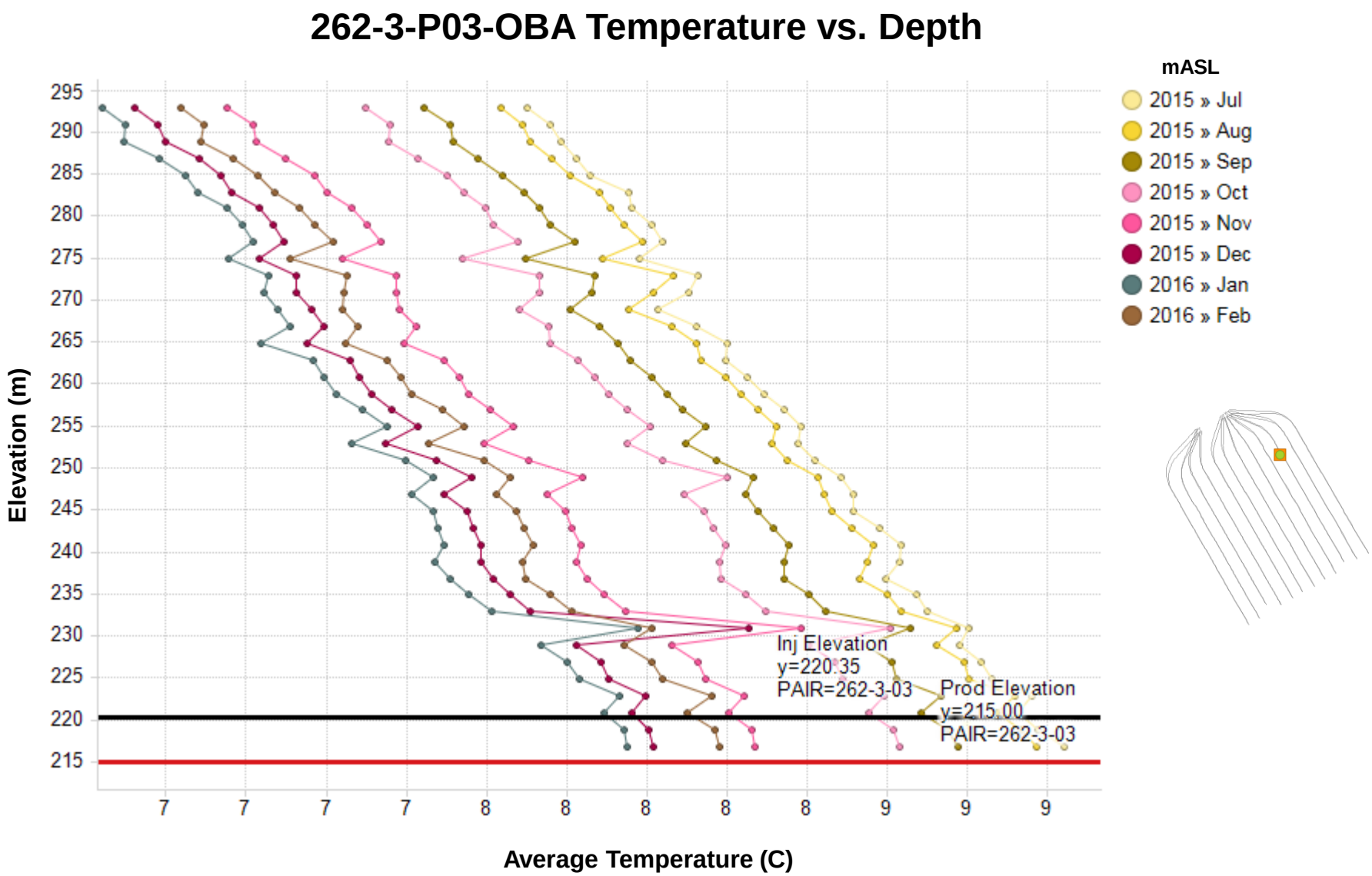

262-3-P03OBA Piezometer Plot

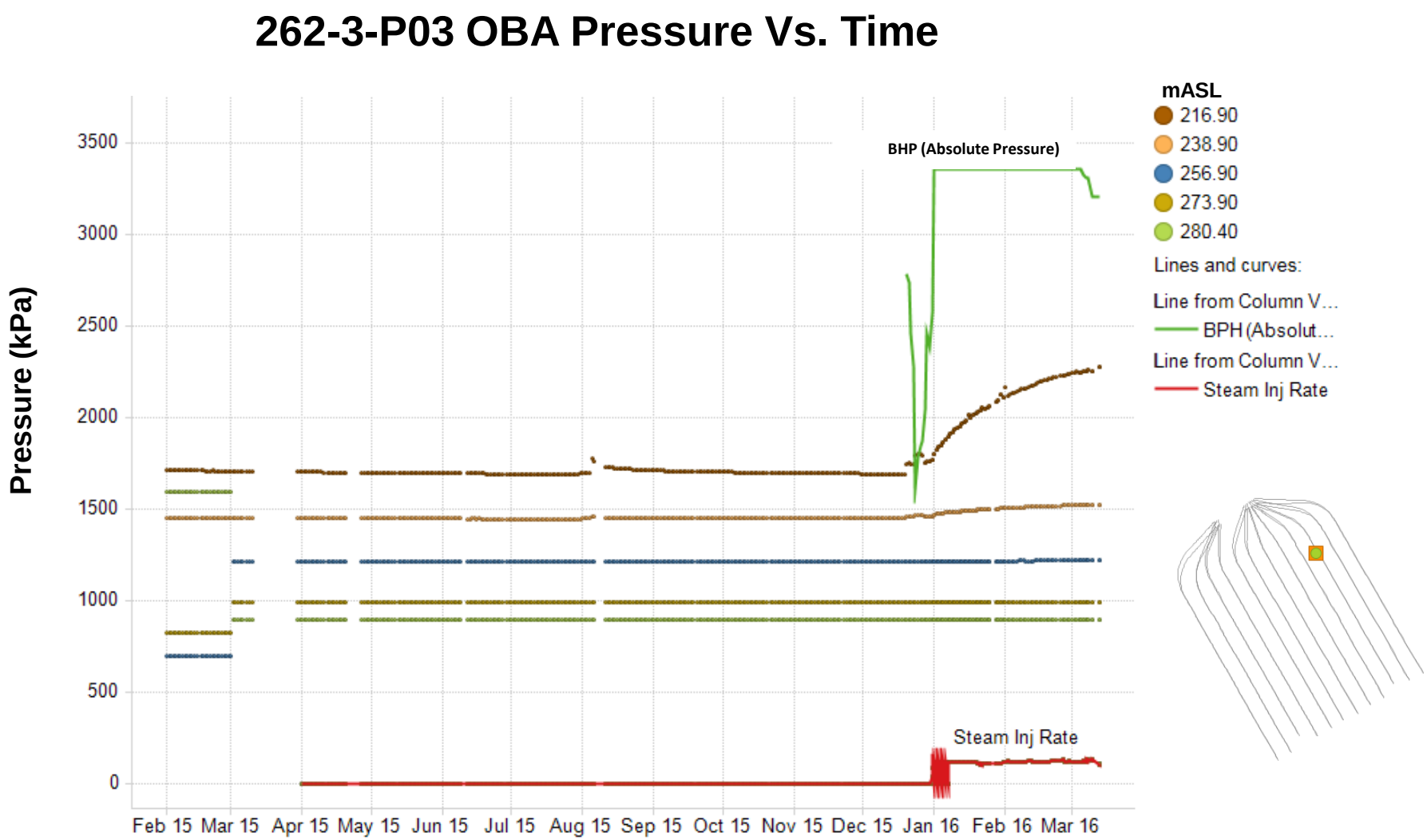

S2 DA 262-3 Well Pair 07



COPRC 2623P07OBA1 NEWBY 14-27-83-6 (GULF NEWBY 14-27-83-6)

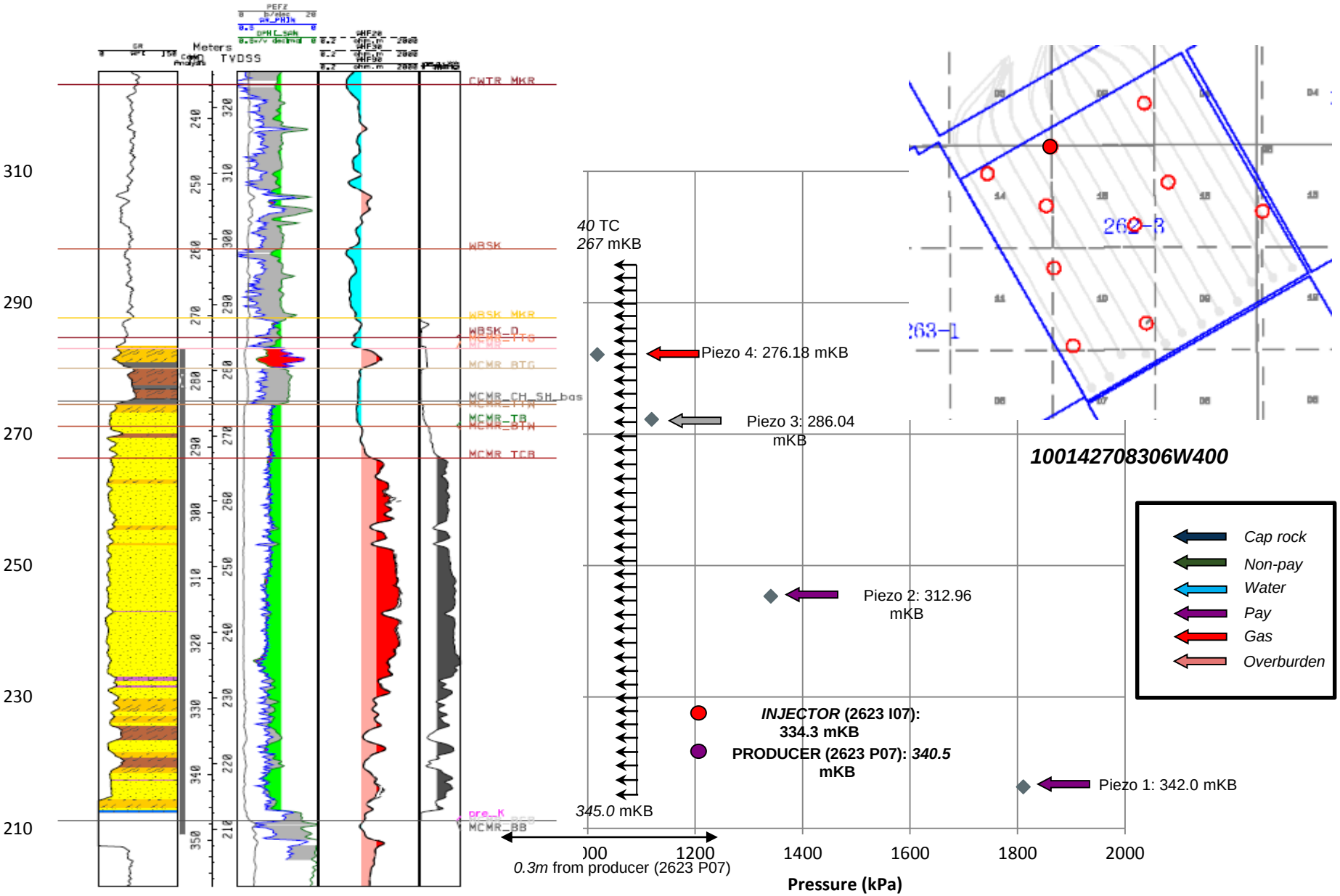

Pair 262-3-07

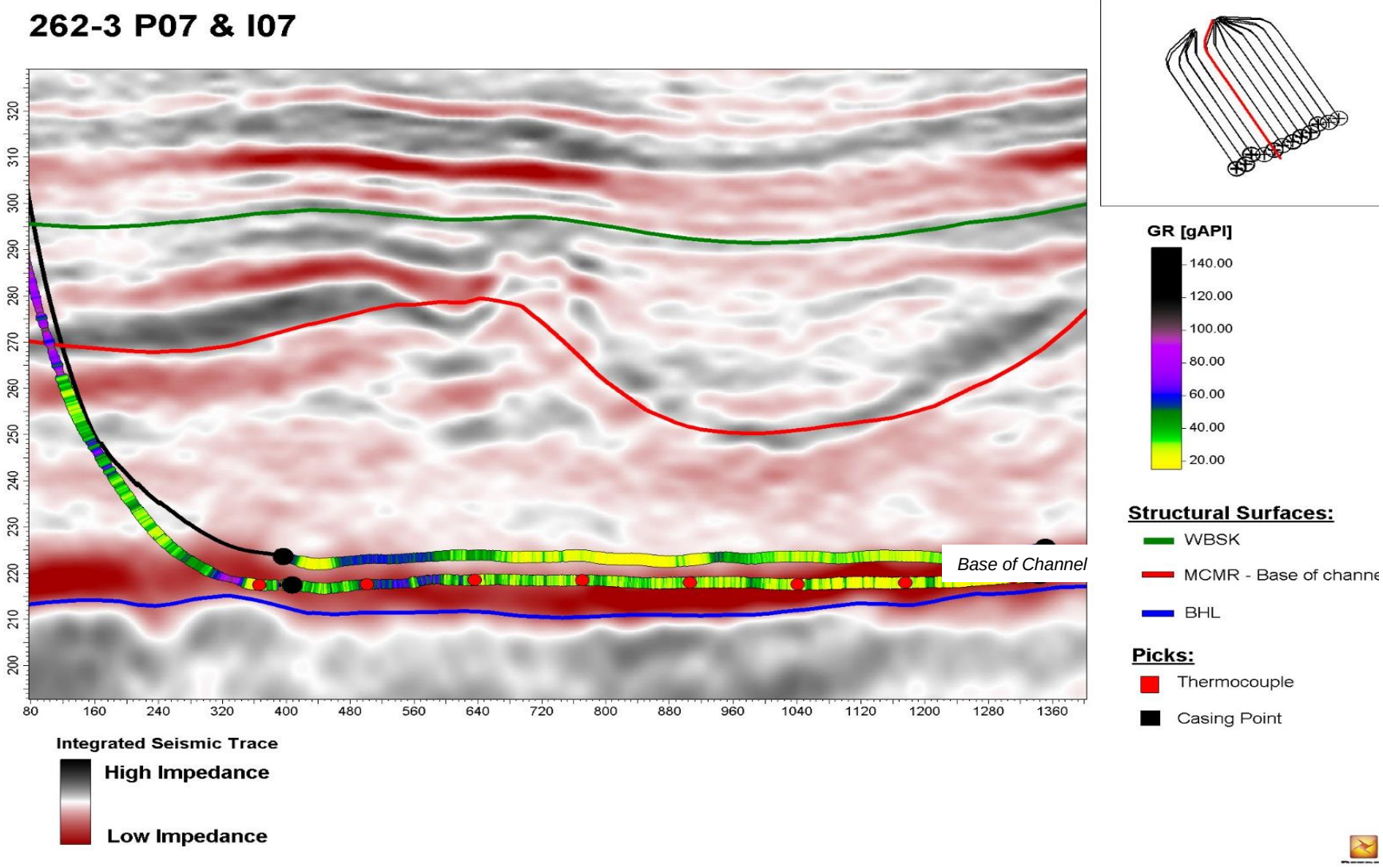
262-3 P07 & I07
320
310
300
290
280
270
260
250
240
230
220
210
200
80
160
240
320
400
480
560
640
720
800
880
960
1040
1120
1200
1280
1360
Base of Channel
Integrated Seismic Trace
High Impedance
Low Impedance
GR [gAPI]
140.00
120.00
100.00
80.00
60.00
40.00
20.00
Structural Surfaces:
WBSK
MCMR - Base of channe
BHL
Picks:
Thermocouple
Casing Point

262-3-P07-OBA Temperature vs. Depth

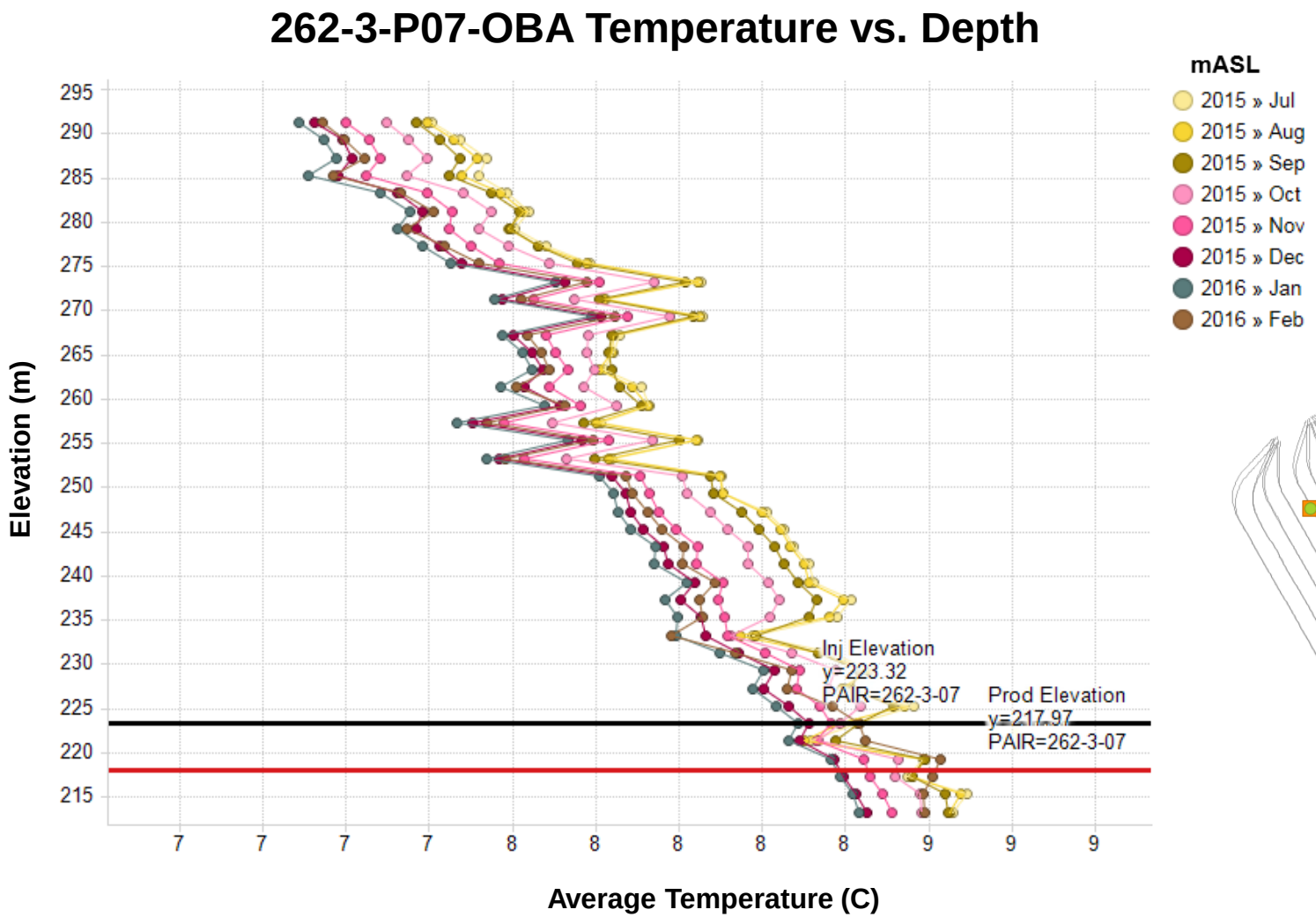

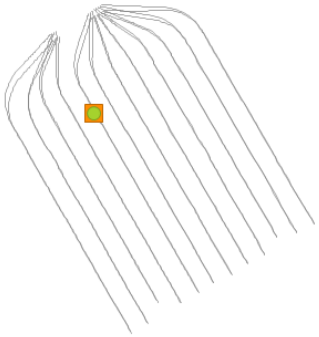

262-3-P07 OBA Piezometer Plot

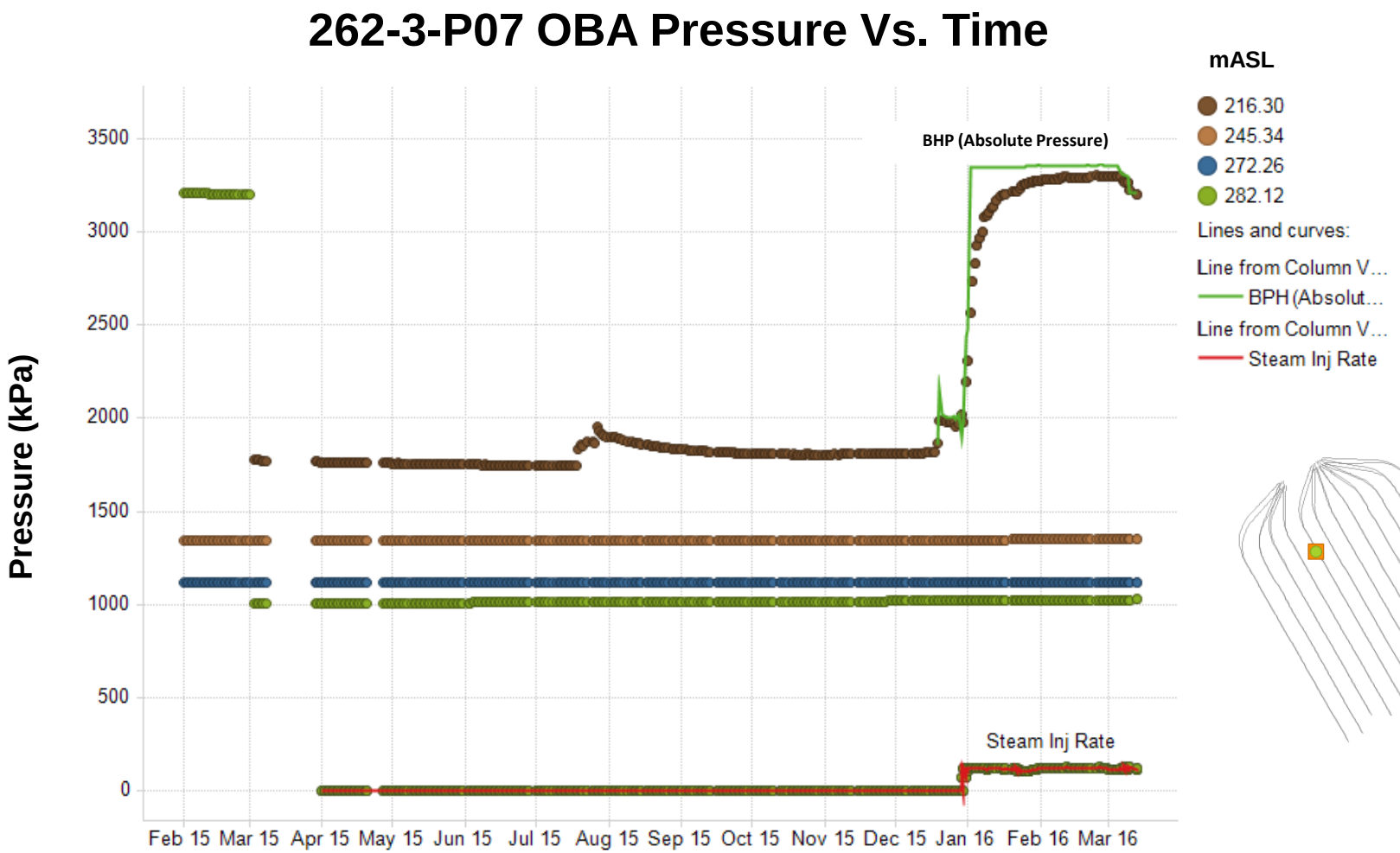

S2 DA 263-1 Well Pair 06

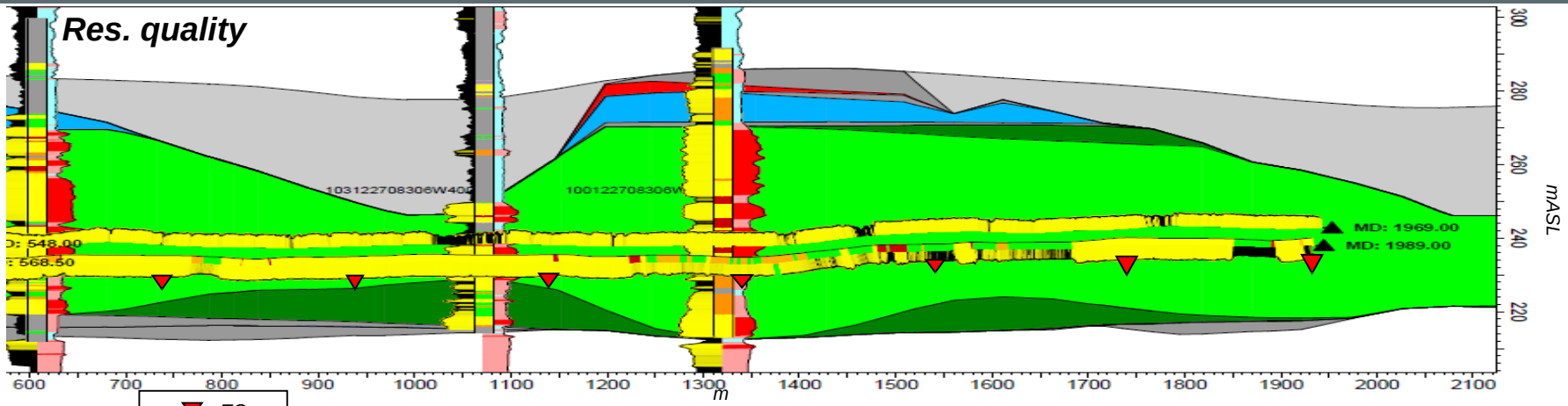

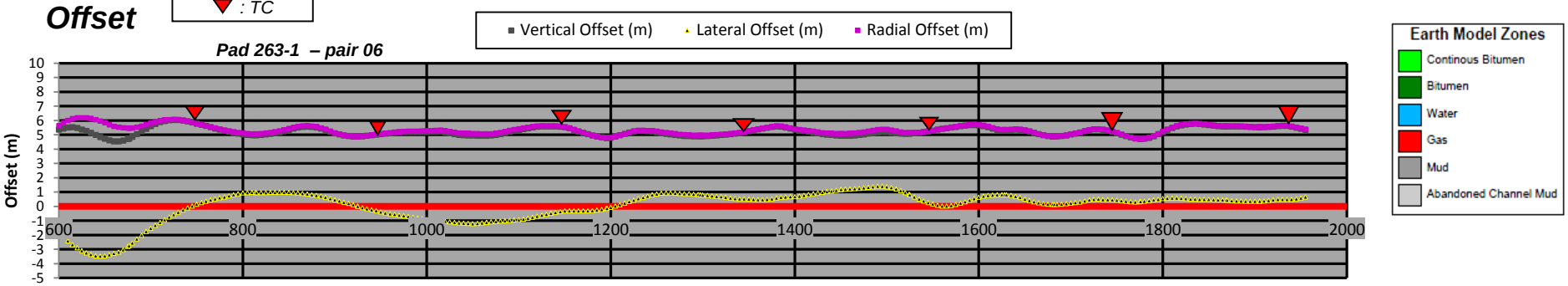

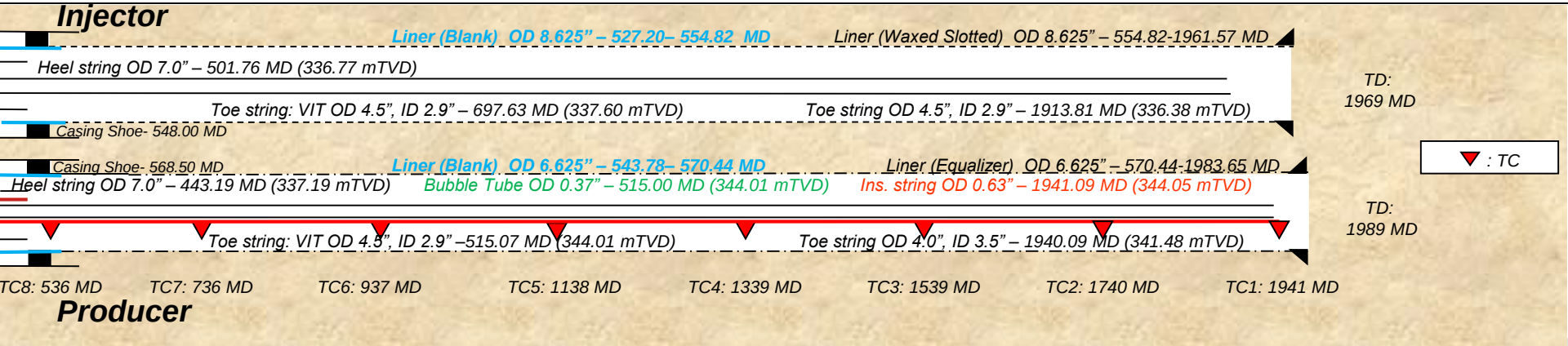

COPRC 2631P06OBC1 NEWBY 12-27-83-6

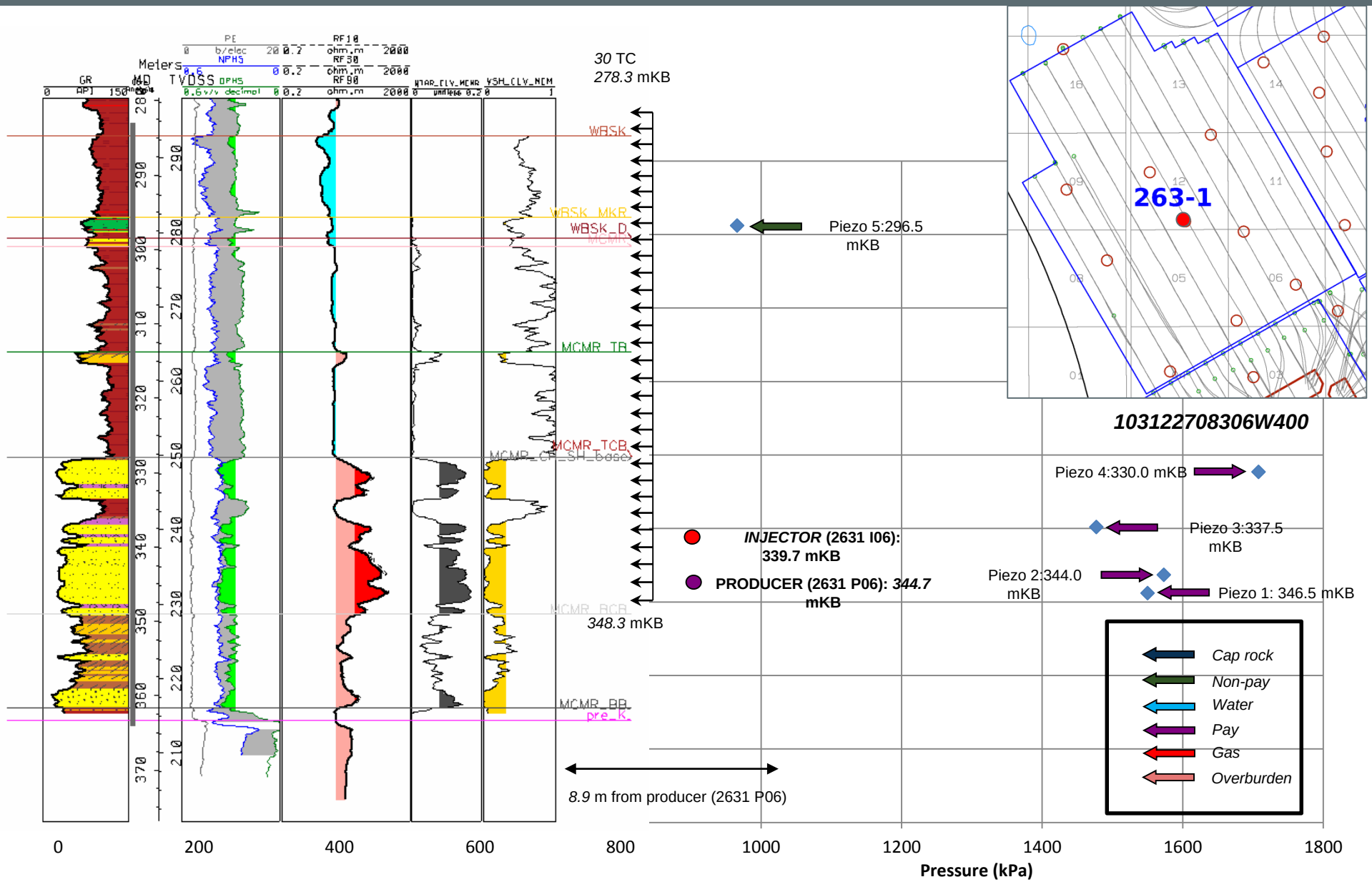

Pair 263-1-06

263-1 P06 & I06

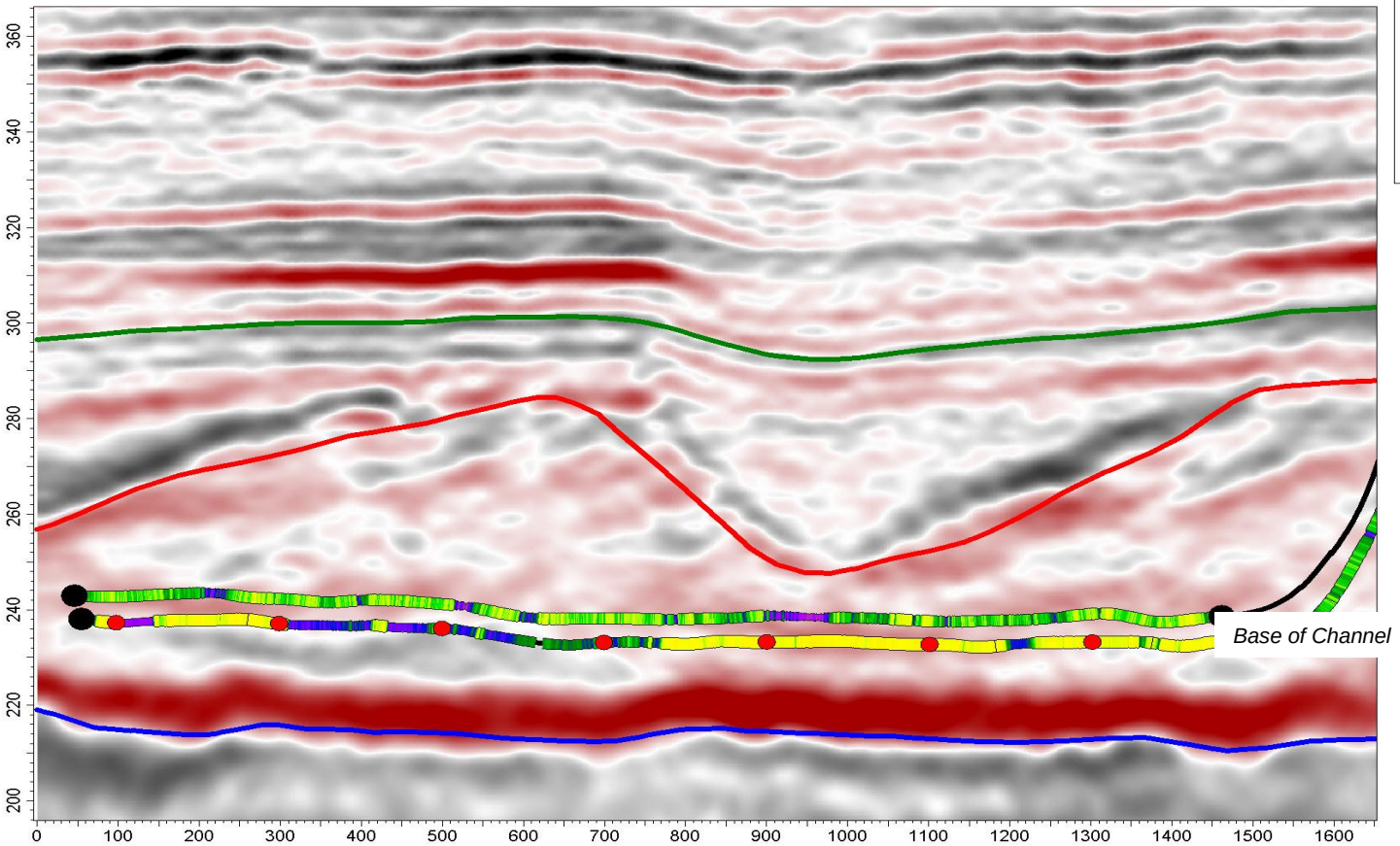

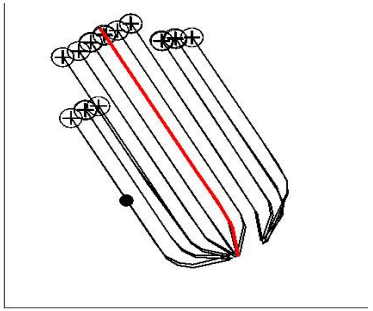

GR [gAPI]

140.00
120.00
100.00
80.00
60.00
40.00
20.00

Structural Surfaces:

- WBSK
- MCMR - Base of channe
- BHL

Picks:

- Thermocouple
- Casing Point

Integrated Seismic Trace

High Impedance

Low Impedance

263-1-P06-OBC Temperature vs. Depth

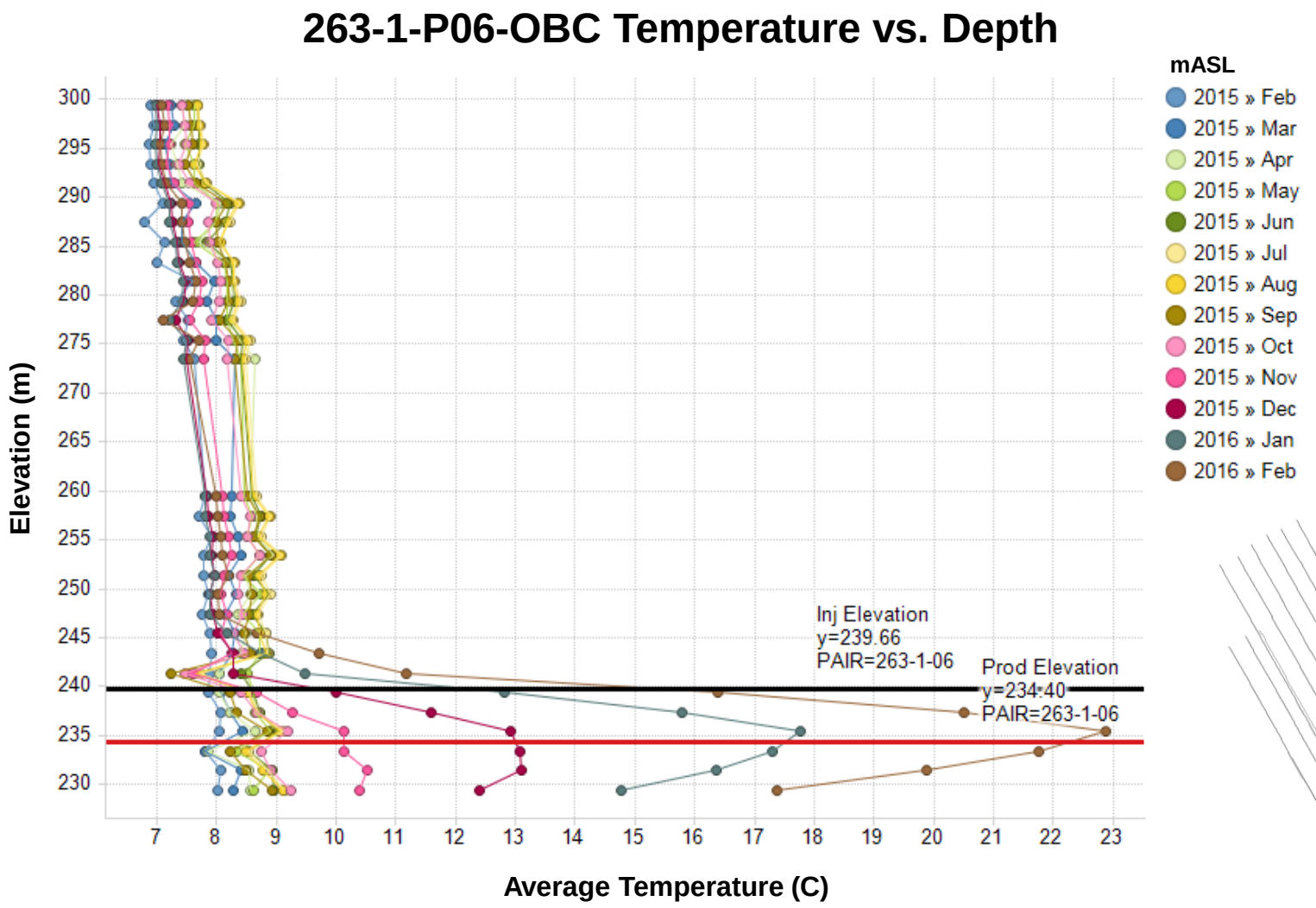

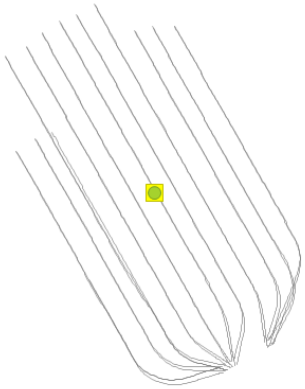

263-1-P06 OBC Piezometer Plot

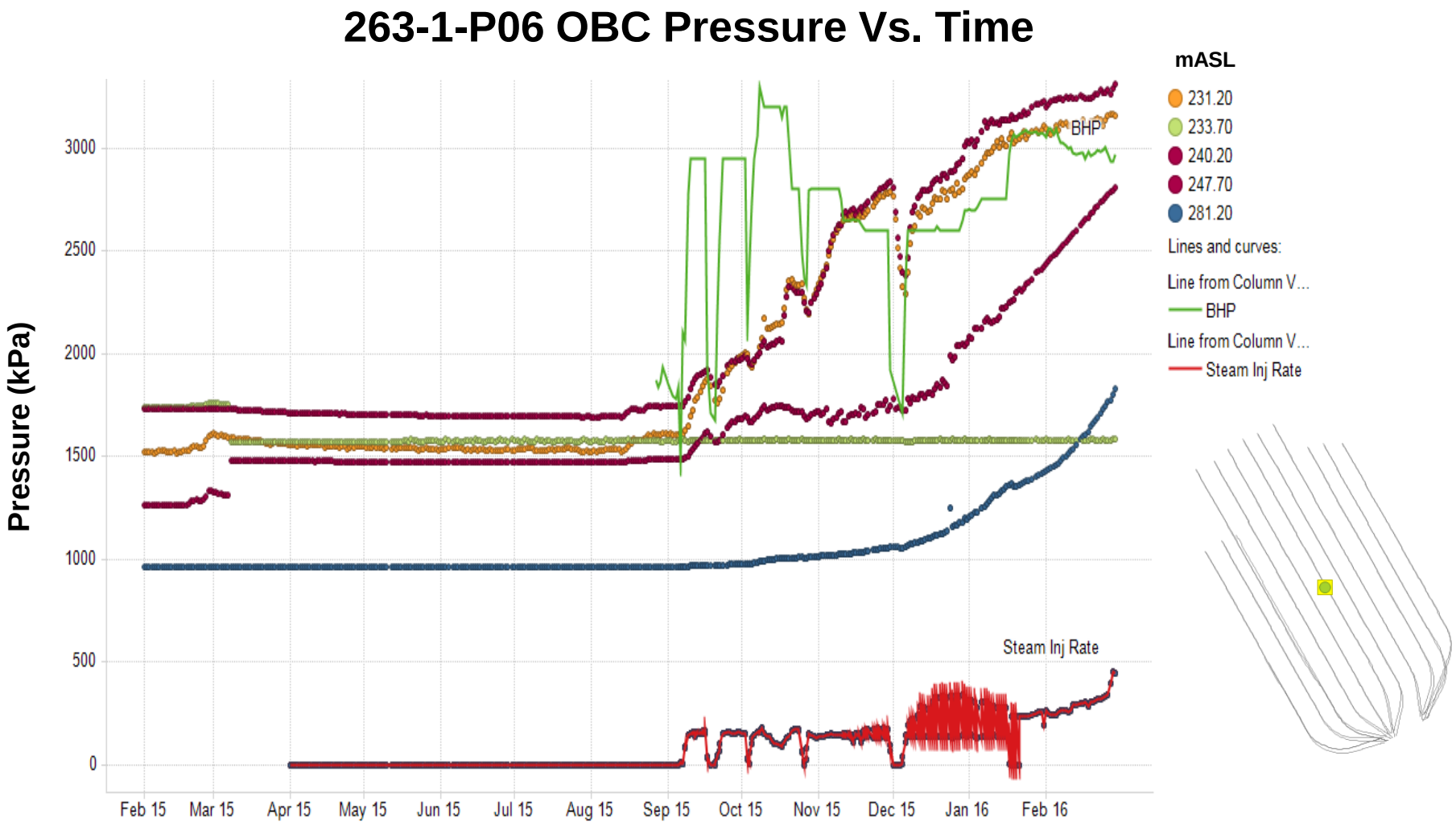

S2 DA 263-1 Well Pair 09

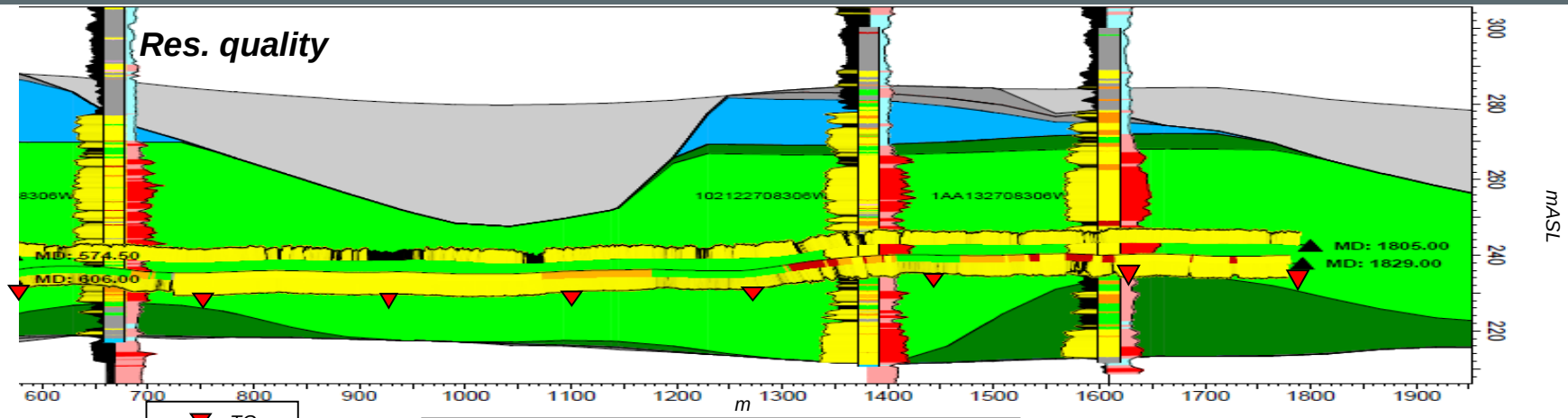

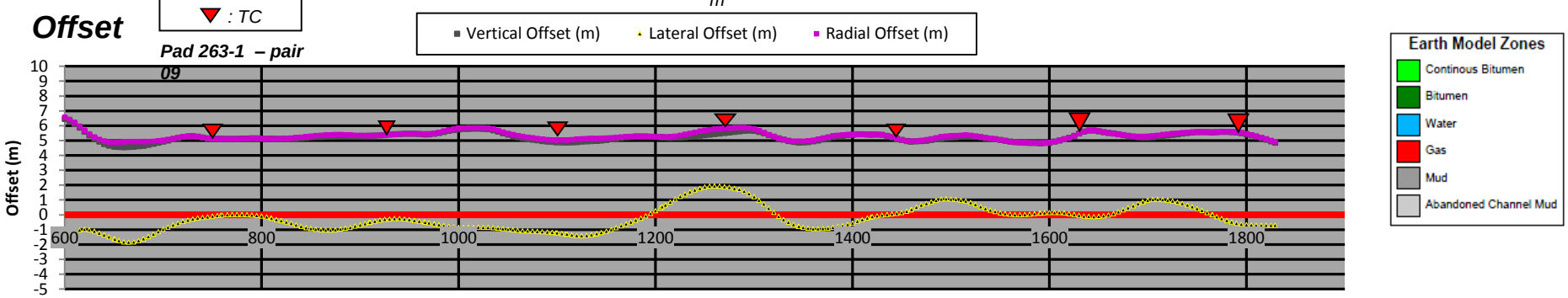

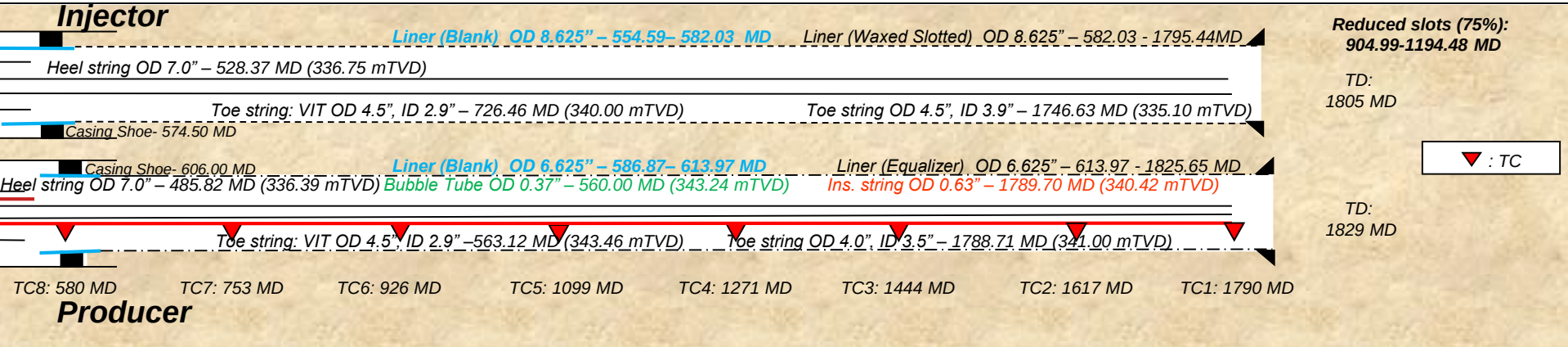

COPRC 2631P09OBD1 NEWBY 12-27-83-6

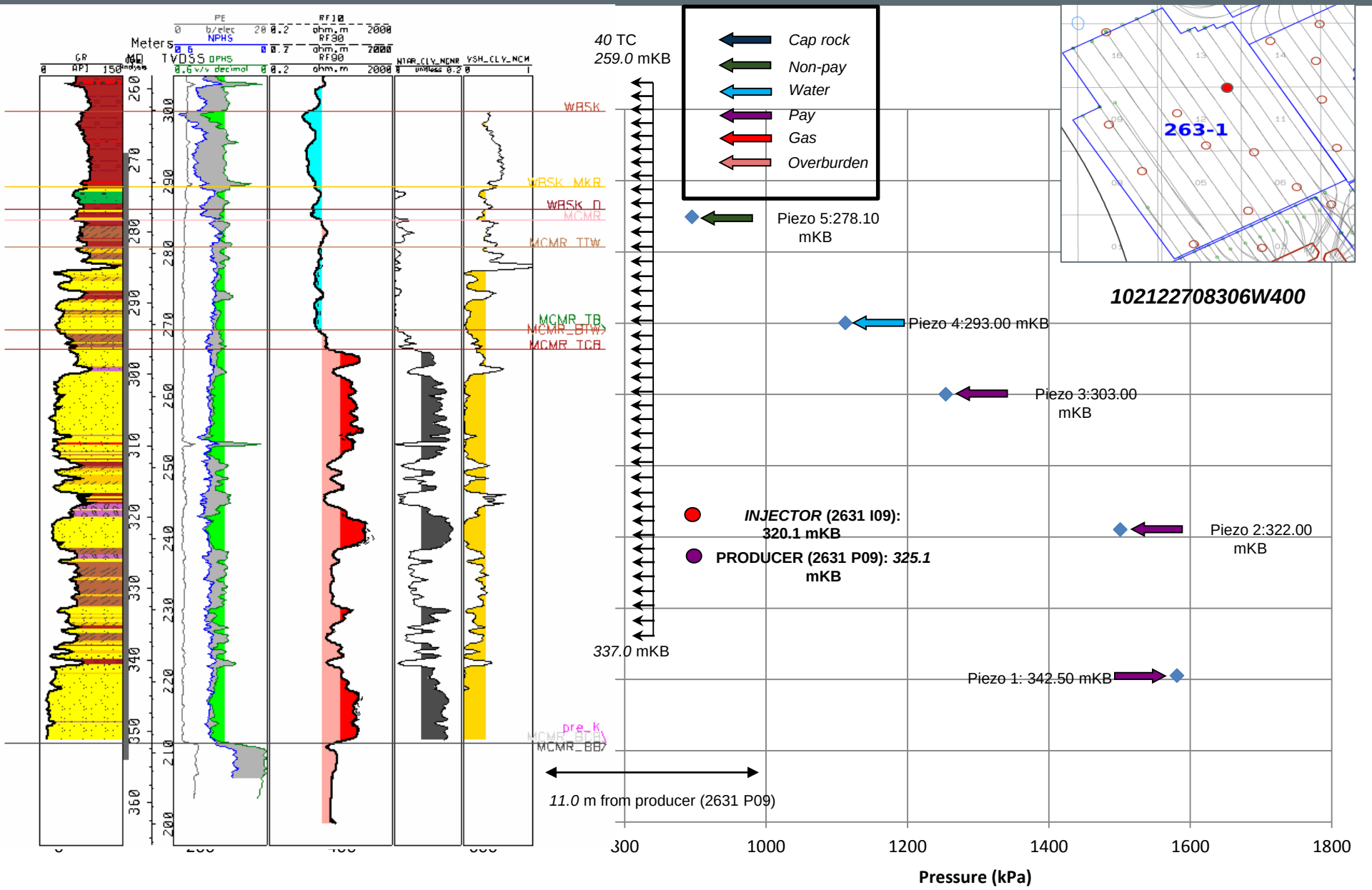

Pair 263-1-09

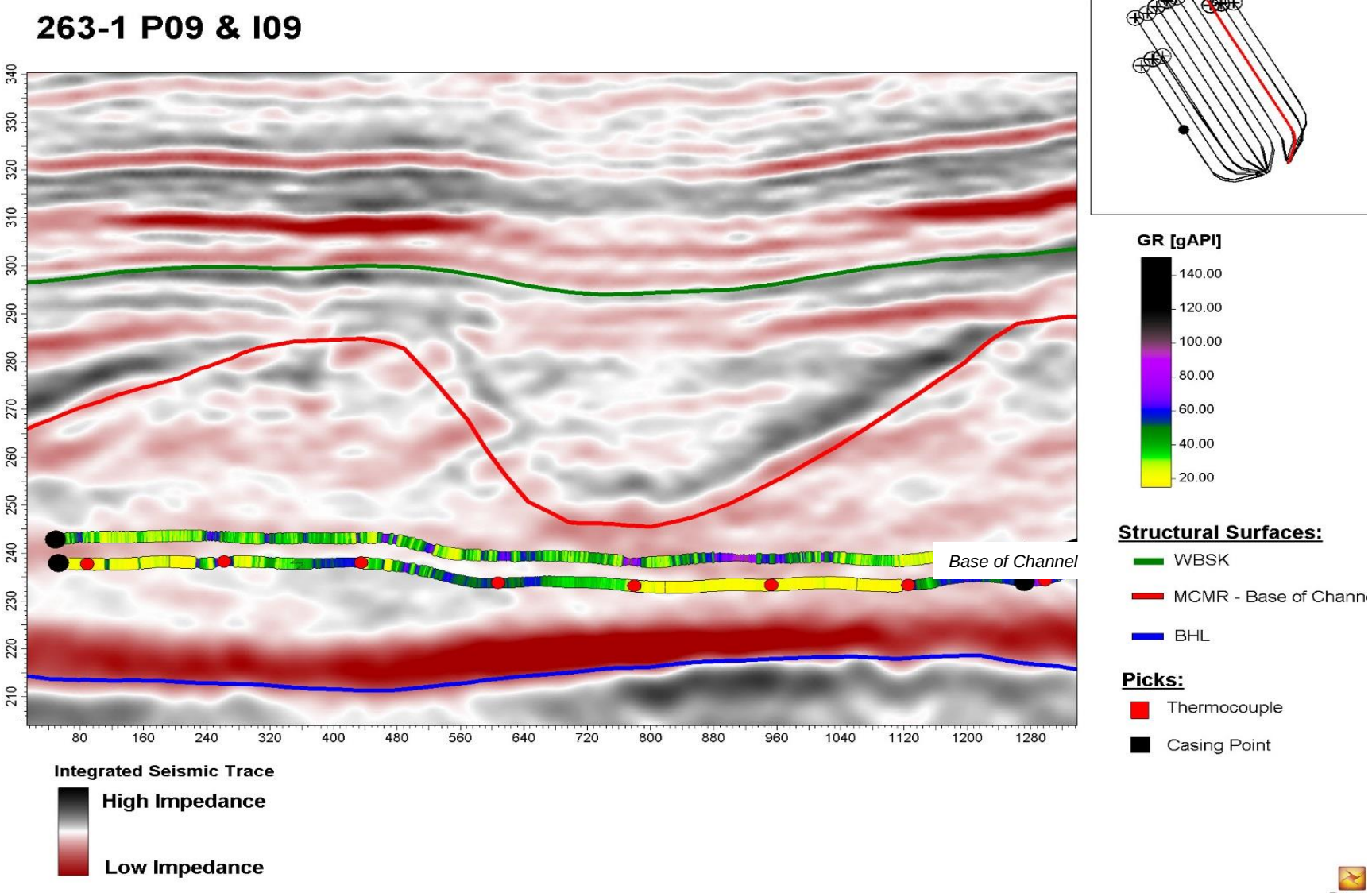
263-1 P09 & I09
340
330
320
310
300
290
280
270
260
250
240
230
220
210
80
160
240
320
400
480
560
640
720
800
880
960
1040
1120
1200
1280
Base of Channel
Integrated Seismic Trace
High Impedance
Low Impedance
GR [gAPI]
140.00
120.00
100.00
80.00
60.00
40.00
20.00
Structural Surfaces:
WBSK
MCMR - Base of Chann
BHL
Picks:
Thermocouple
Casing Point

263-1-P09-OBD Temperature vs. Depth

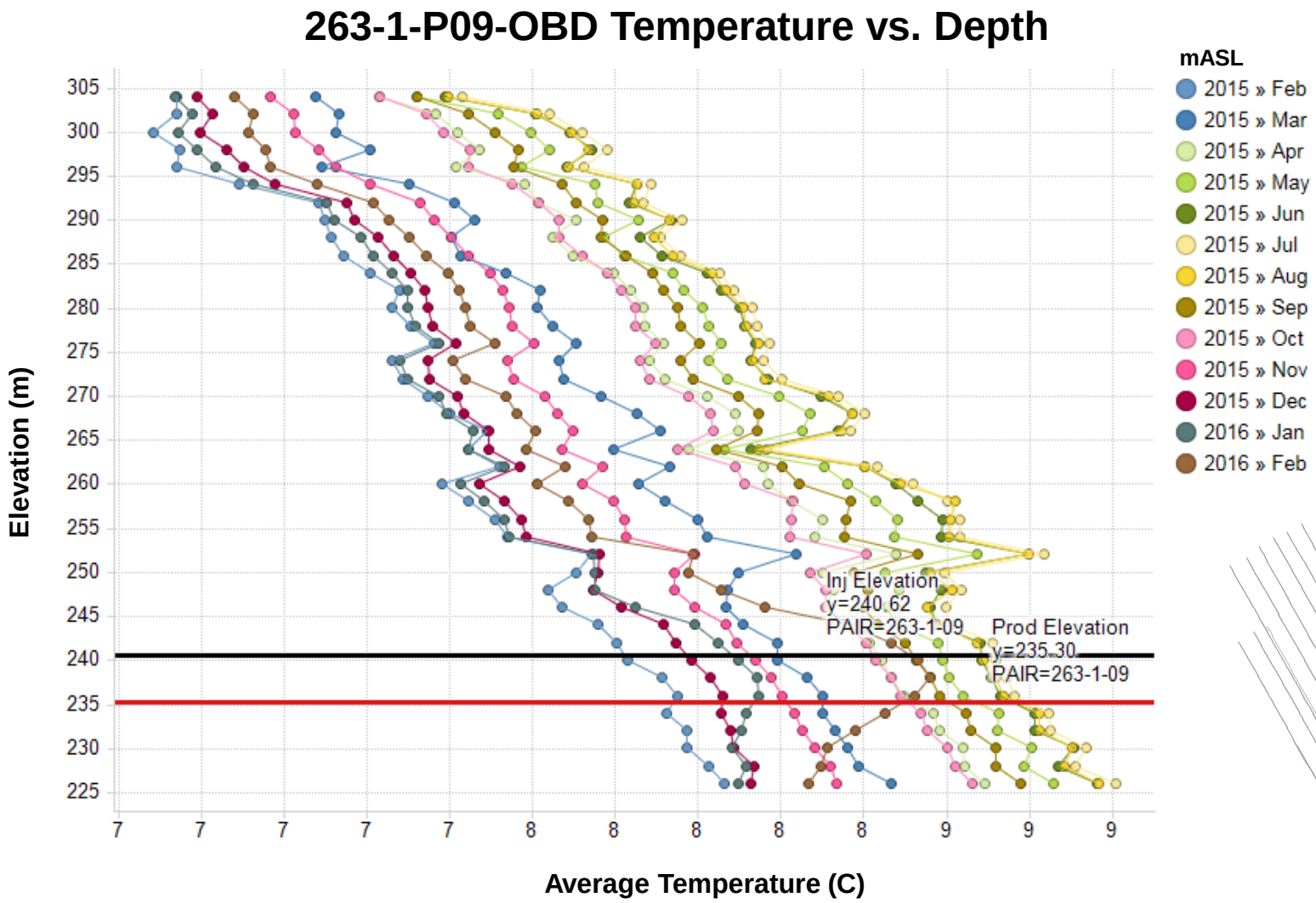

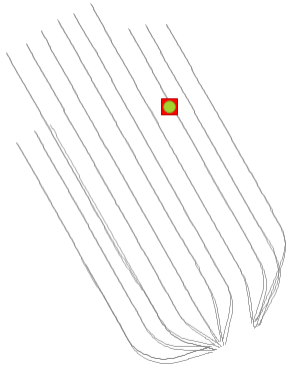

263-1-P09 OBD Piezometer Plot

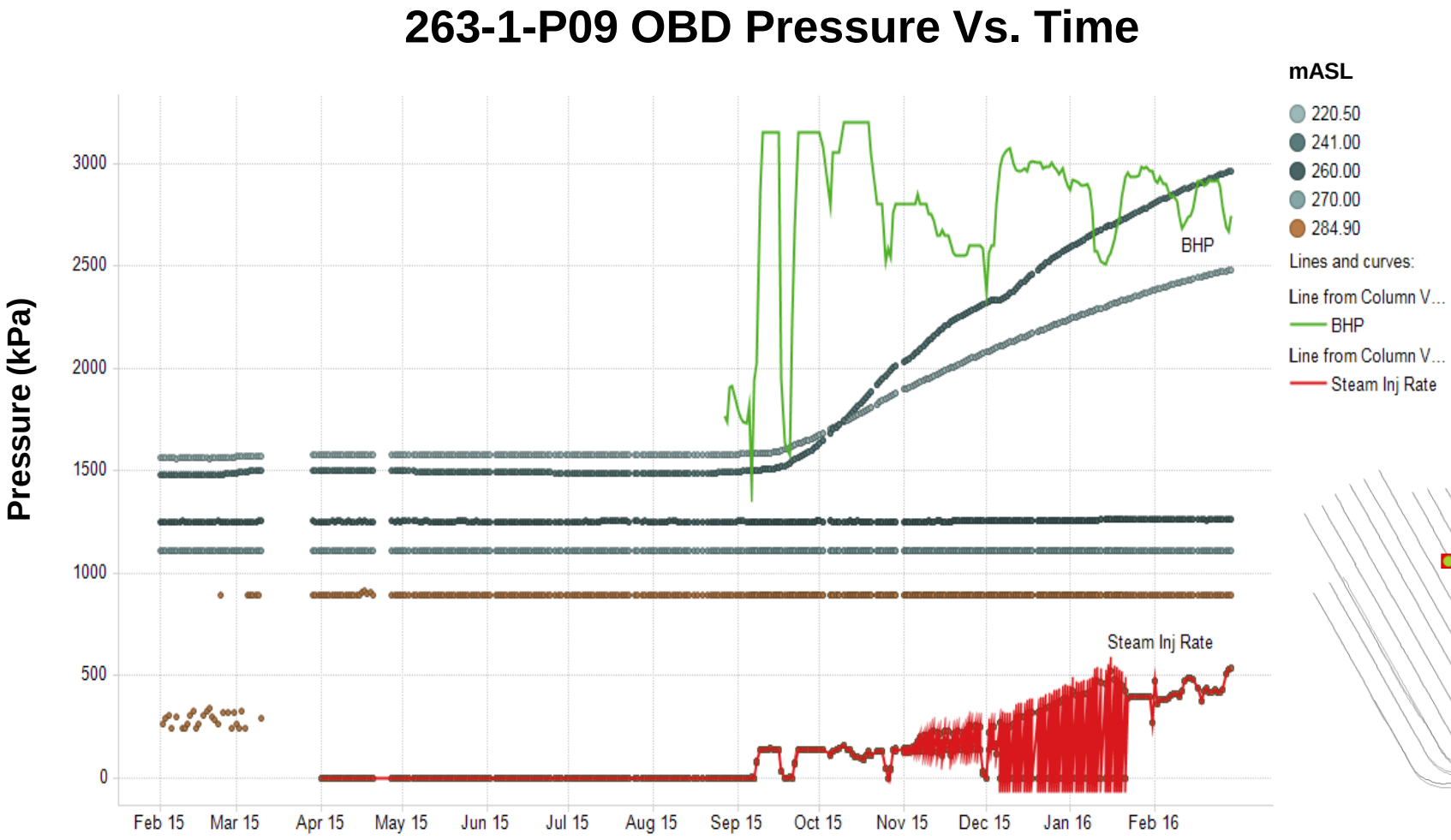

S2 DA 264-1 Well Pair 06

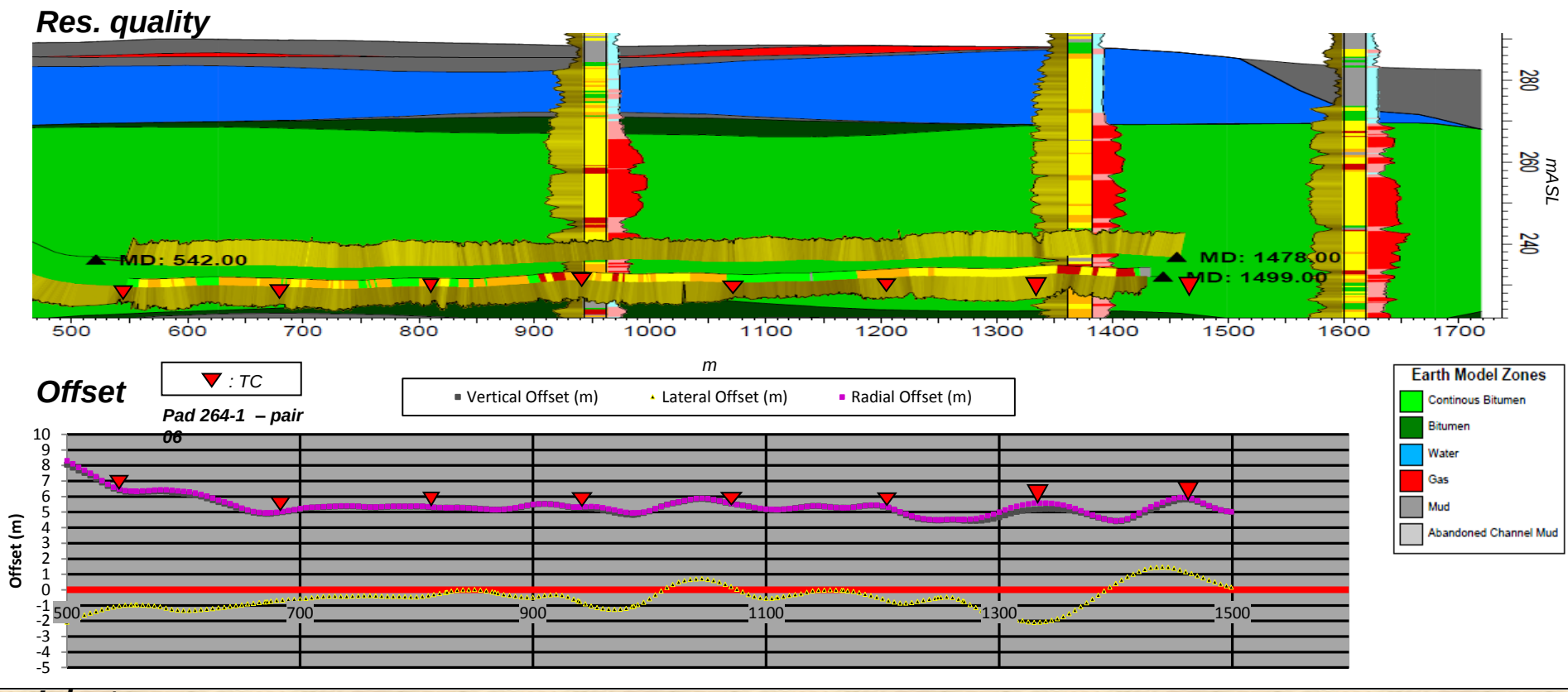

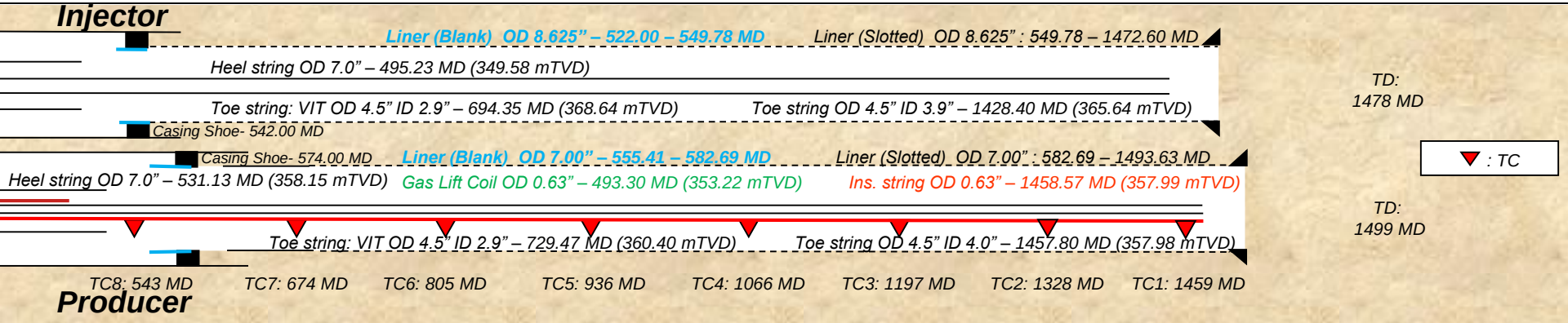

COPRC 2641P06OBC1 NEWBY 14-22-83-6 (COPRC 2641P06OBB1 NEWBY 14-22-83-6)

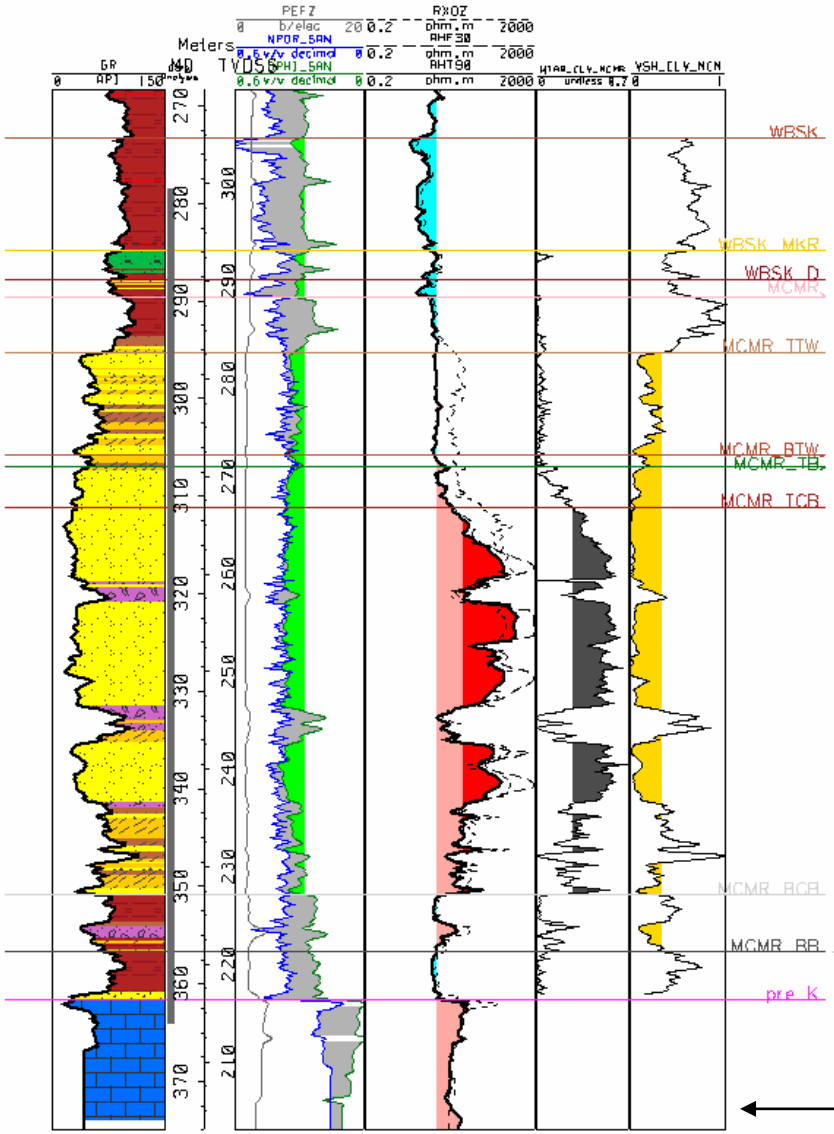

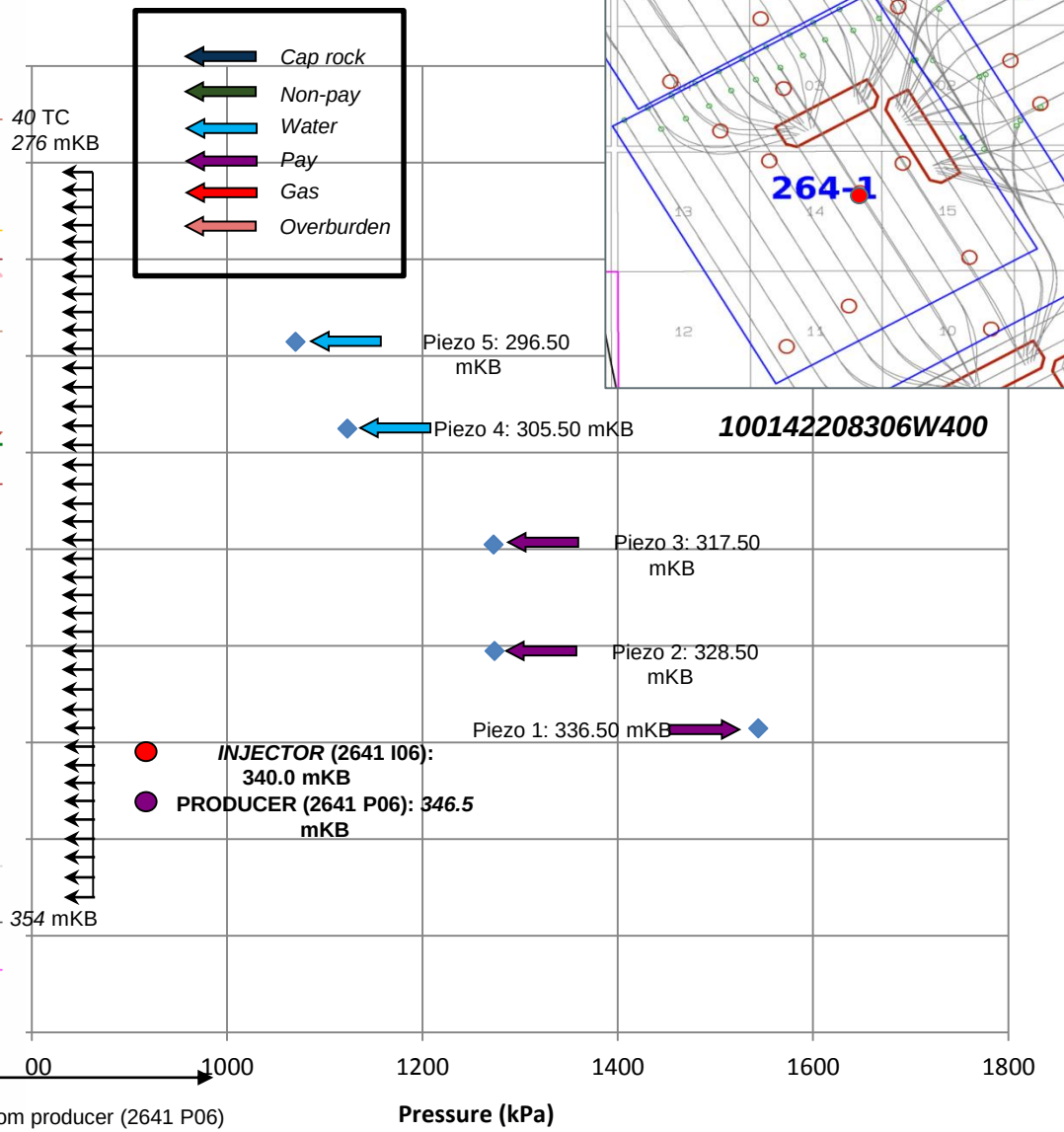

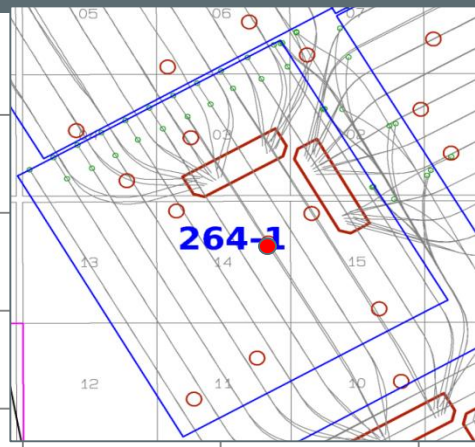

Pair 264-1-06

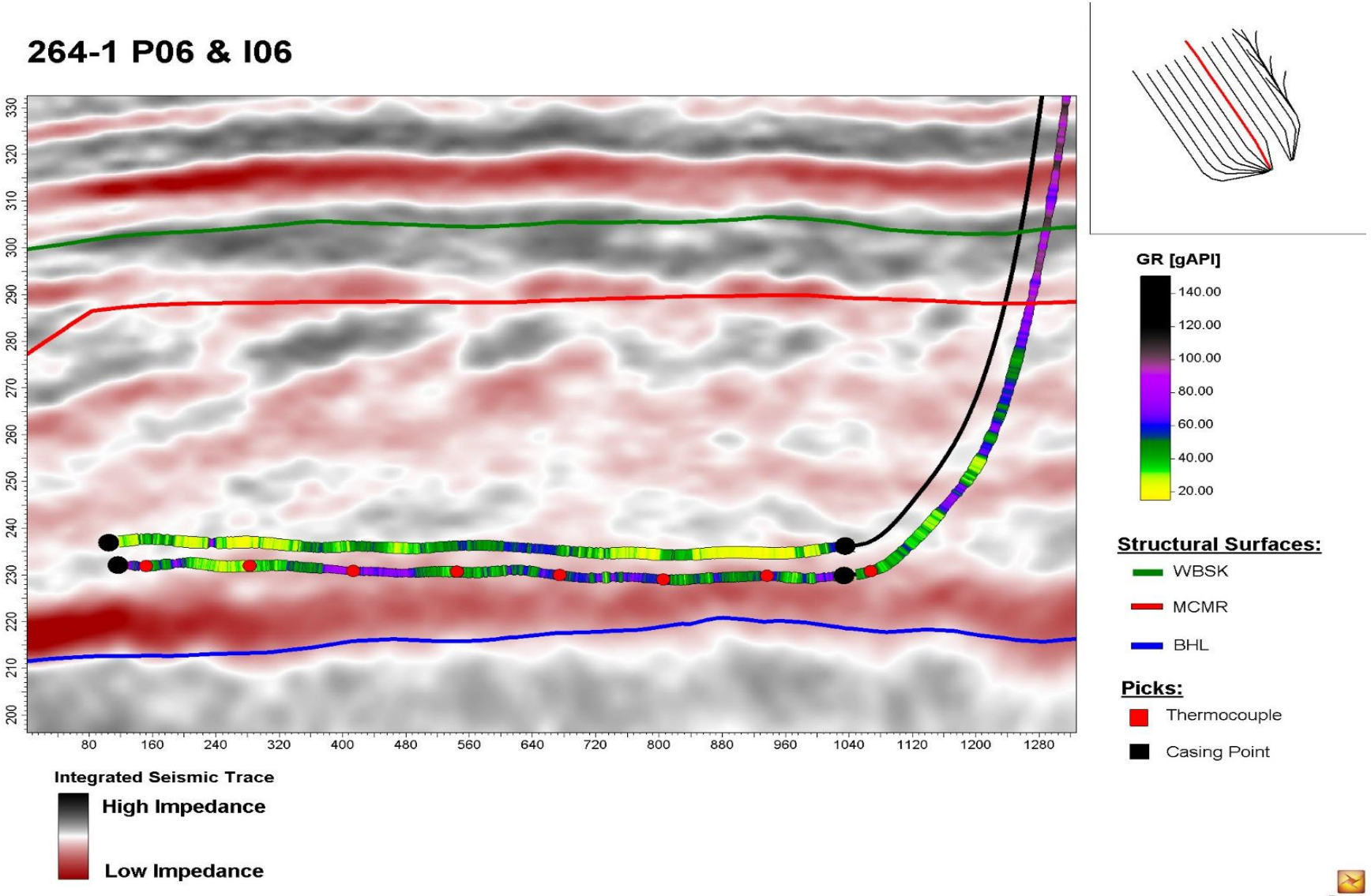
264-1 P06 & I06
330
320
310
300
290
280
270
260
250
240
230
220
210
200
80
160
240
320
400
480
560
640
720
800
880
960
1040
1120
1200
1280
Integrated Seismic Trace
High Impedance
Low Impedance
GR [gAPI]
140.00
120.00
100.00
80.00
60.00
40.00
20.00
Structural Surfaces:
WBSK
MCMR
BHL
Picks:
Thermocouple
Casing Point

264-1-P06-OBC Temperature vs. Depth

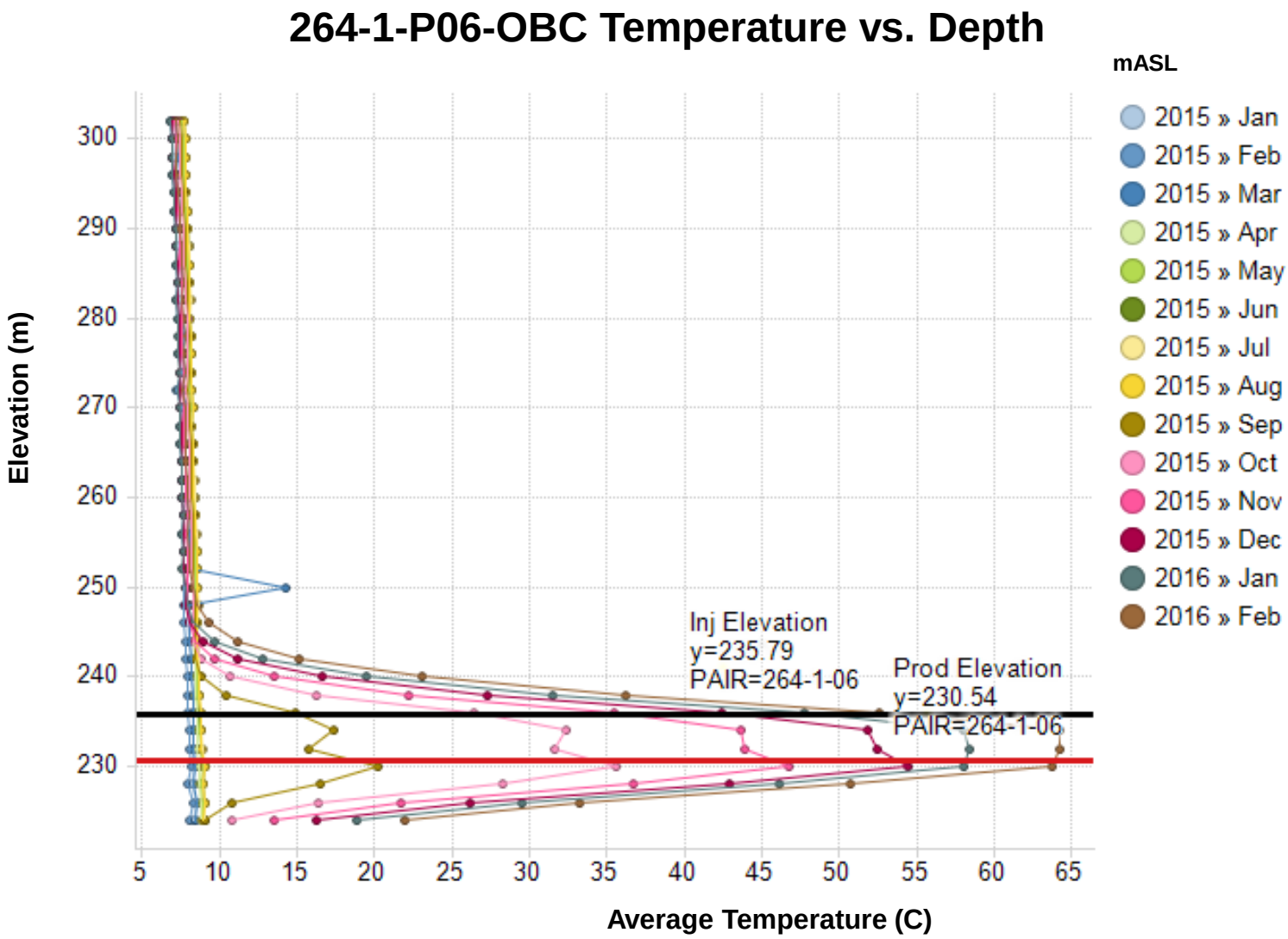

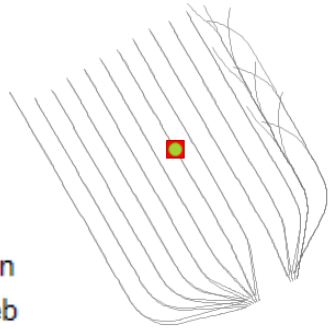

264-1-P06 OBC Piezometer Plot

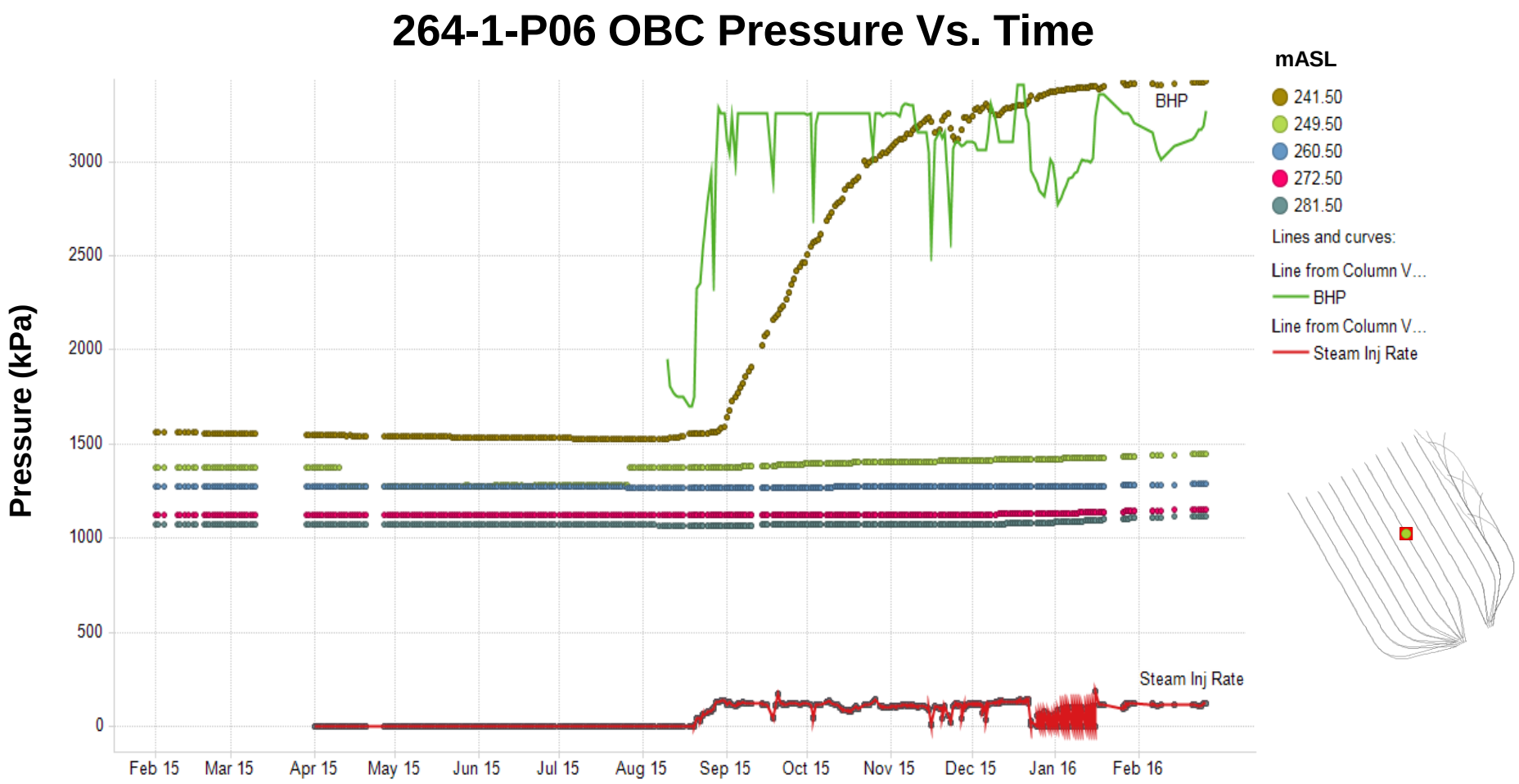

S2 DA 264-1 Fishbone Well Pair 11 (Main Wellbore)

Res. quality

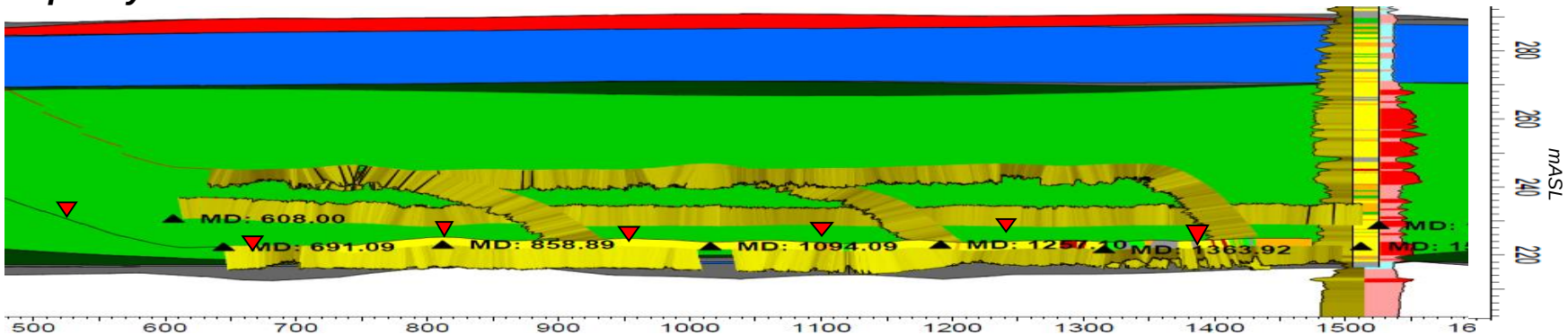

Offset

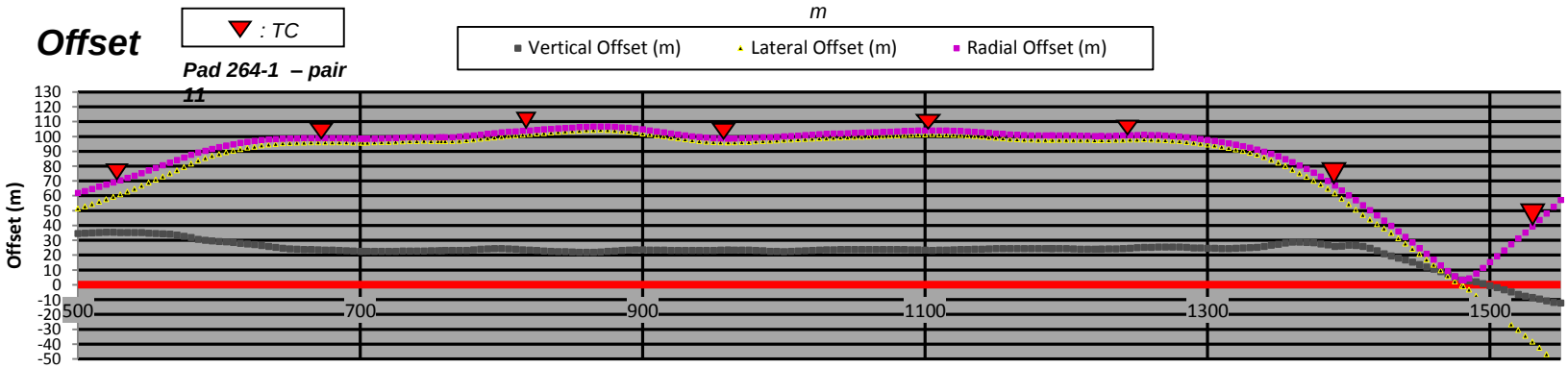

Earth Model Zones

- Continous Bitumen
- Bitumen
- Water
- Gas
- Mud
- Abandoned Channel Mud

***Note**: Multi-leg under heel of Pad 263-2*

Injector

Liner (Blank) OD 8.625" – 681.64 – 709.13 MD

Liner (Slotted) OD 8.625" : 835.70 –1559.50 MD

Heel string OD 7.0" – 653.91 MD (341.44 mTVD)

TD: 1565 MD

Toe string: VIT OD 4.5", ID 2.9" – 877.18 MD (344.89 mTVD)

Toe string OD 4.5", ID 3.9" – 1528.65 MD (412.94 mTVD)

Casing Shoe- 701.00 MD

: TC

Liner (Blank) OD 8.625" – 665.81 – 692.45 MD, 1528.21 – 1554.65 MD

Liner (Equalizer) OD 7.00" : 692.45 – 1528.21 MD

Heel string OD 7.0" – 639.77 MD (366.85 mTVD)

Gas Lift Coil OD 0.63" – 605.00 MD (363.70 mTVD)

Ins. string OD 0.63" – 1530.38 MD (364.25 mTVD)

TD: 1612 MD

Toe string: VIT OD 4.5", ID 2.9" – 647.57 MD (367.40 mTVD)

Toe string OD 4.0", ID 3.5"– 1529.38 MD (364.22 mTVD)

Casing Shoe- 682.00 MD

TC8: 536 MD *TC7: 678 MD* *TC6: 820 MD* *TC5: 962 MD* *TC4: 1104 MD* *TC3: 1246 MD* *TC2: 1388 MD* *TC1: 1530 MD*

Producer

FISHBONES NOT SHOWN

COPRC 2641P11OBE1 NEWBY 7-27-83-6 (COP ET AL 100 OBS NEWBY 7-27-83-6)

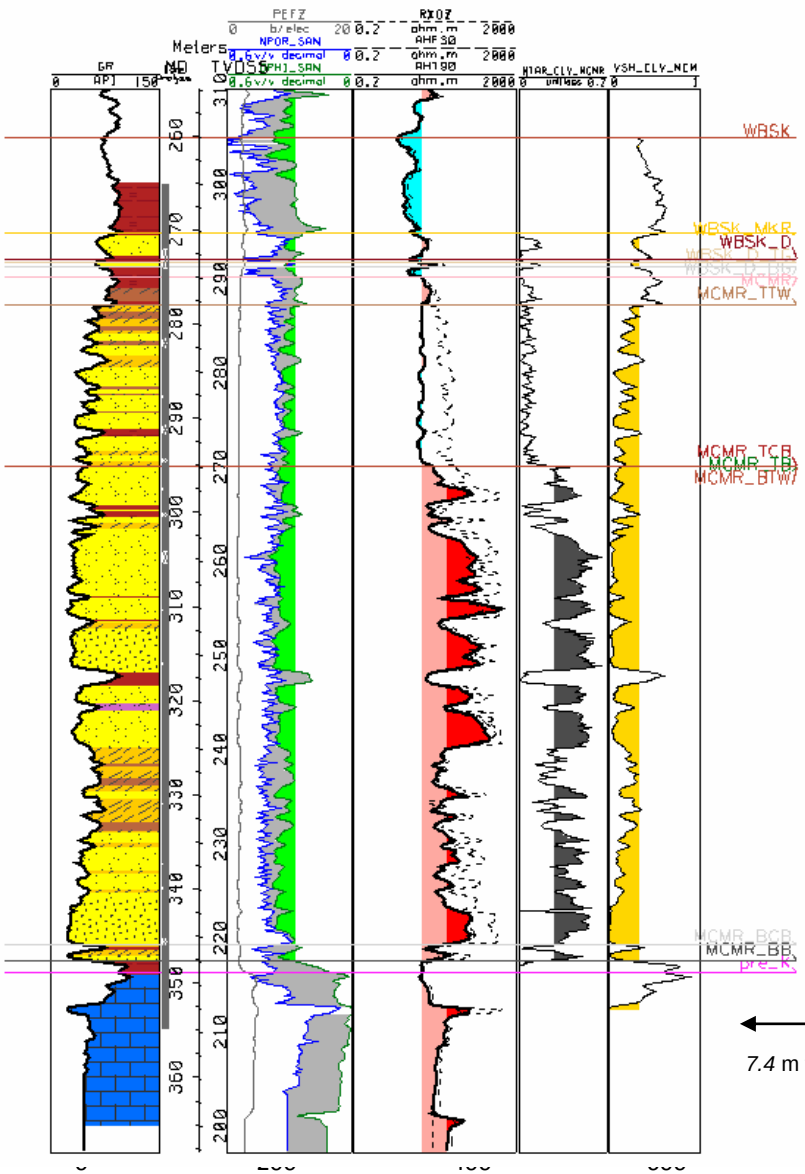

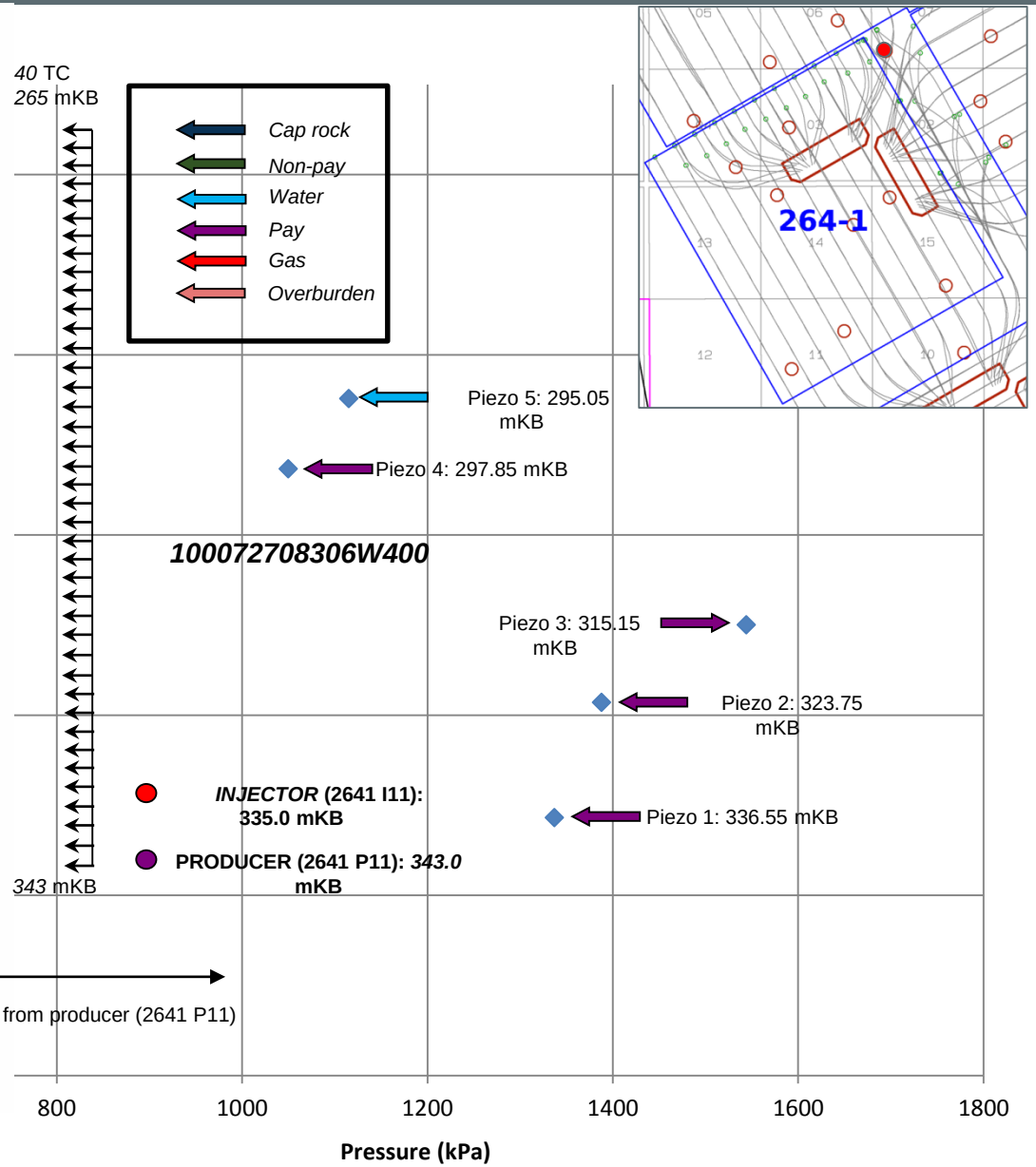

Pair 264-1-11

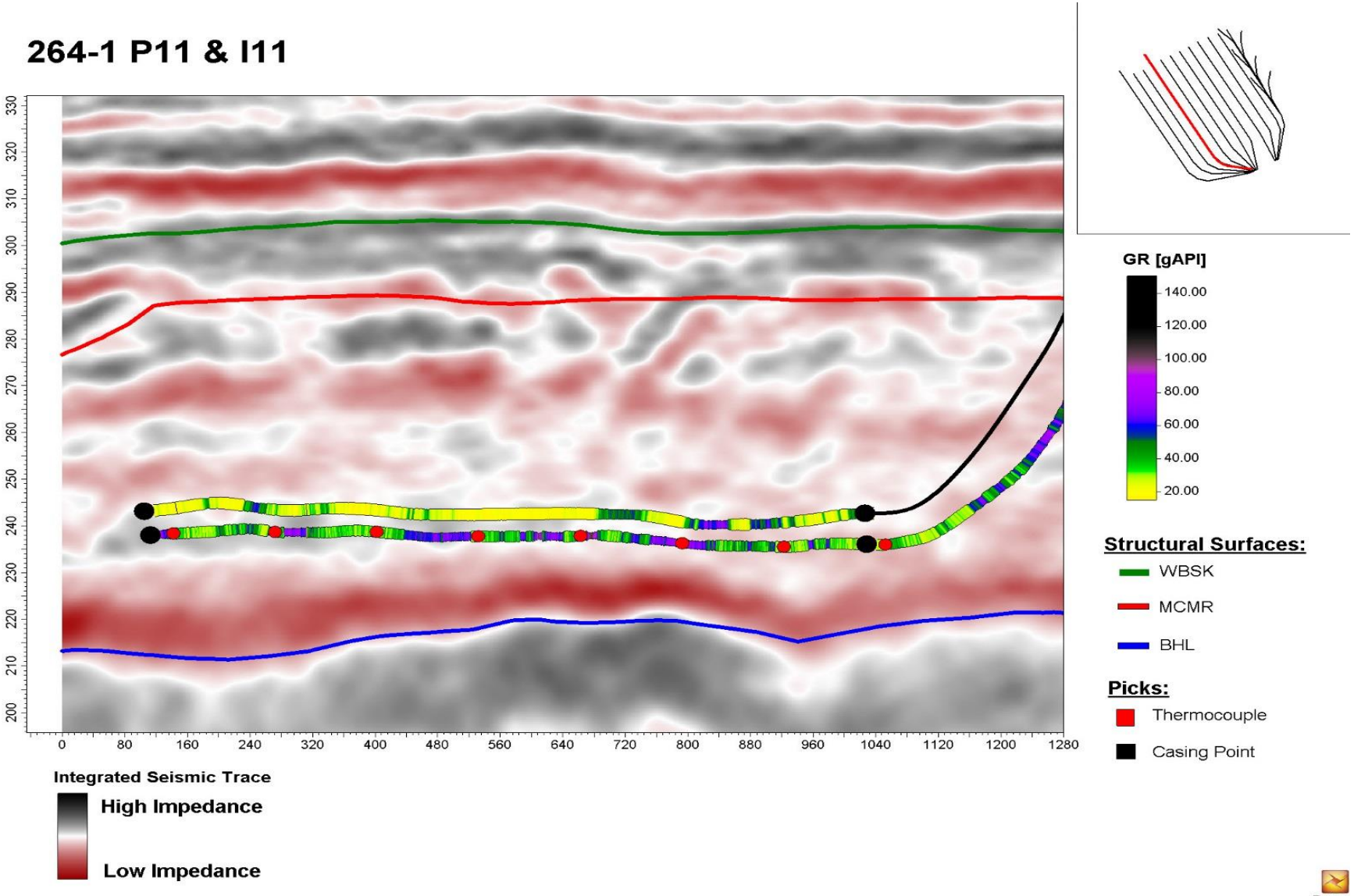
264-1 P11 & I11
330
320
310
300
290
280
270
260
250
240
230
220
210
200
0
80
160
240
320
400
480
560
640
720
800
880
960
1040
1120
1200
1280
Integrated Seismic Trace
High Impedance
Low Impedance
GR [gAPI]
140.00
120.00
100.00
80.00
60.00
40.00
20.00
Structural Surfaces:
WBSK
MCMR
BHL
Picks:
Thermocouple
Casing Point

264-1-P12-OBE Temperature vs. Depth

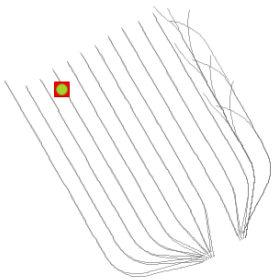

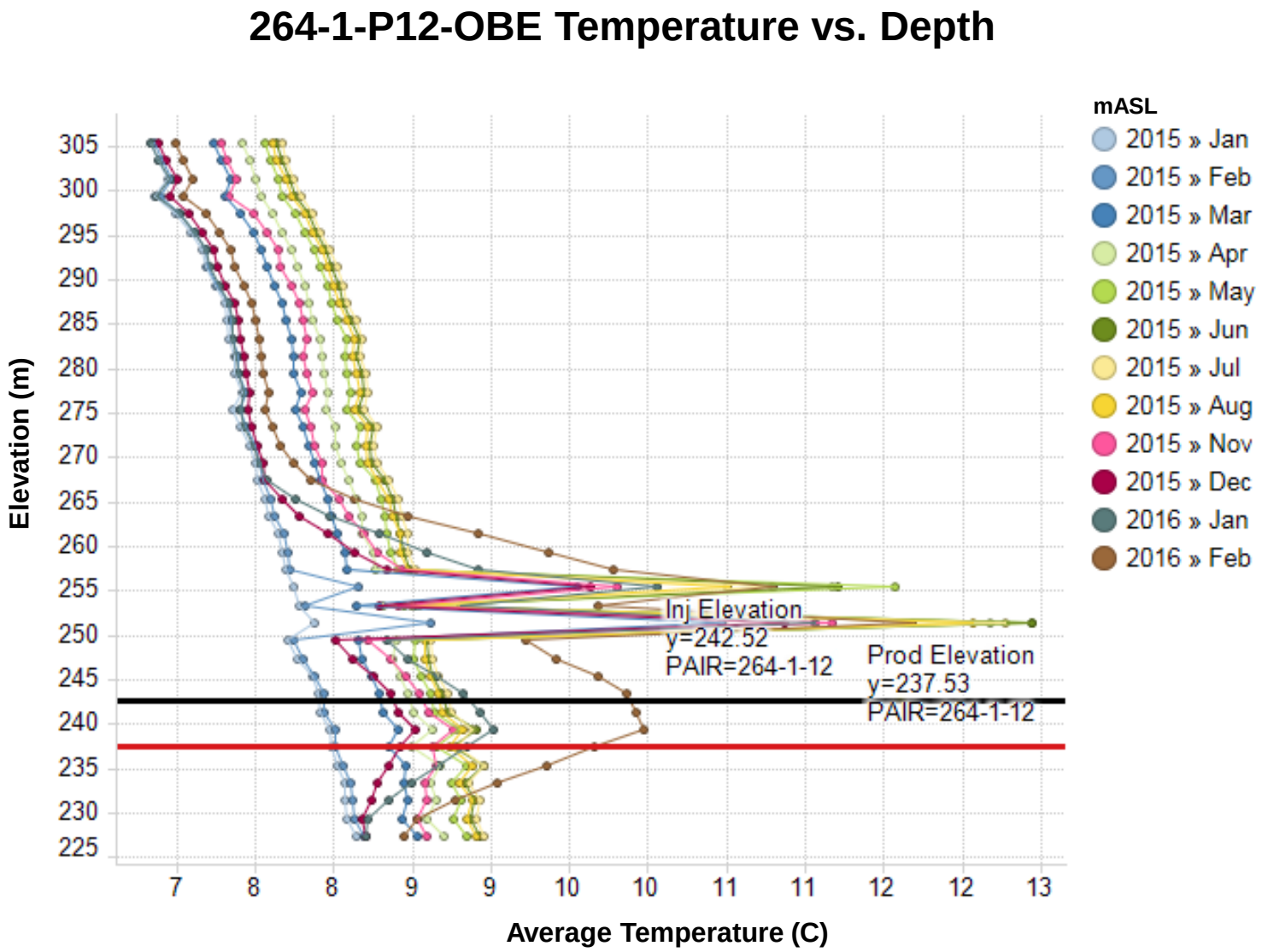

264-1-P12 OBE Piezometer Plot

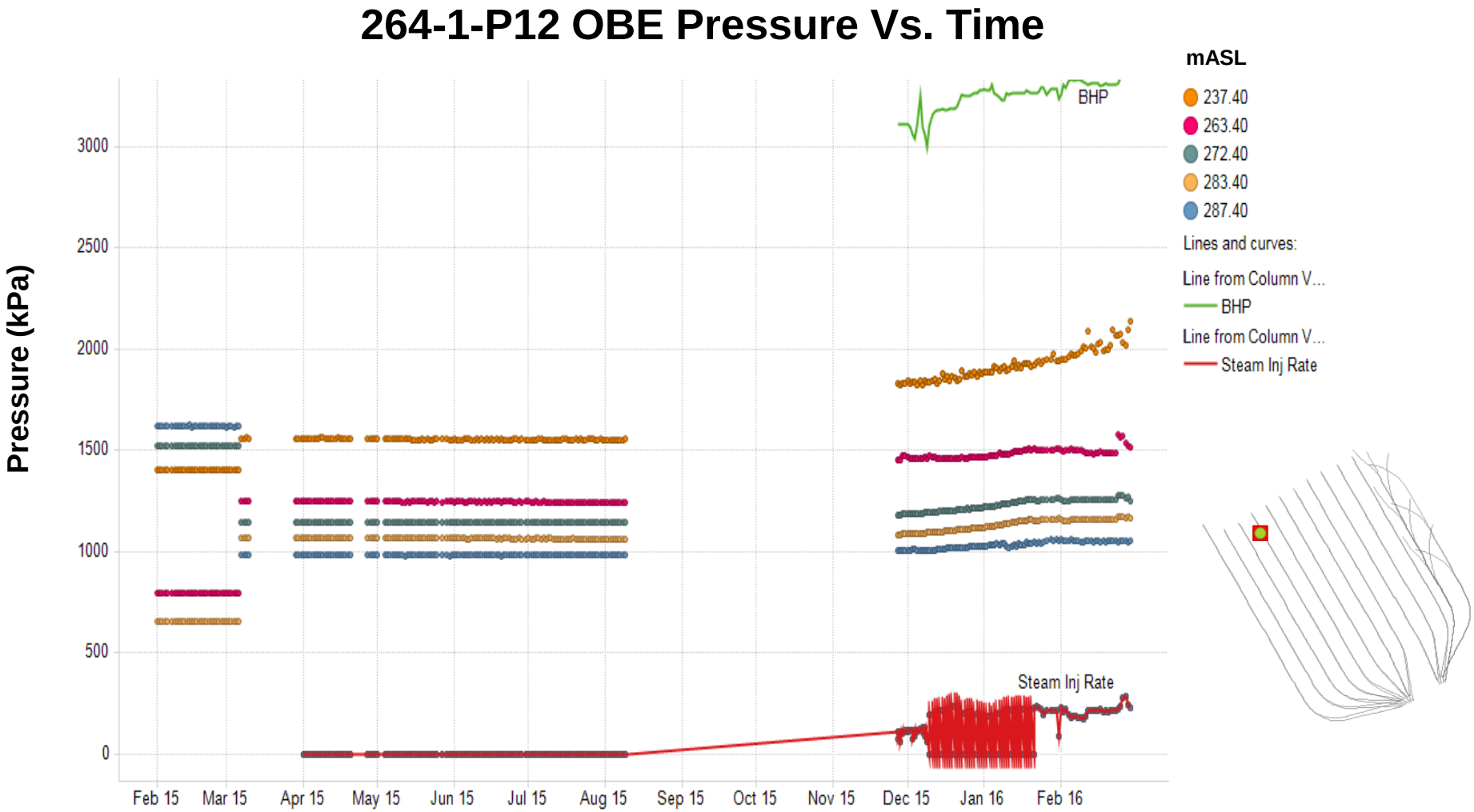

S2 DA 263-2 Well Pair 03

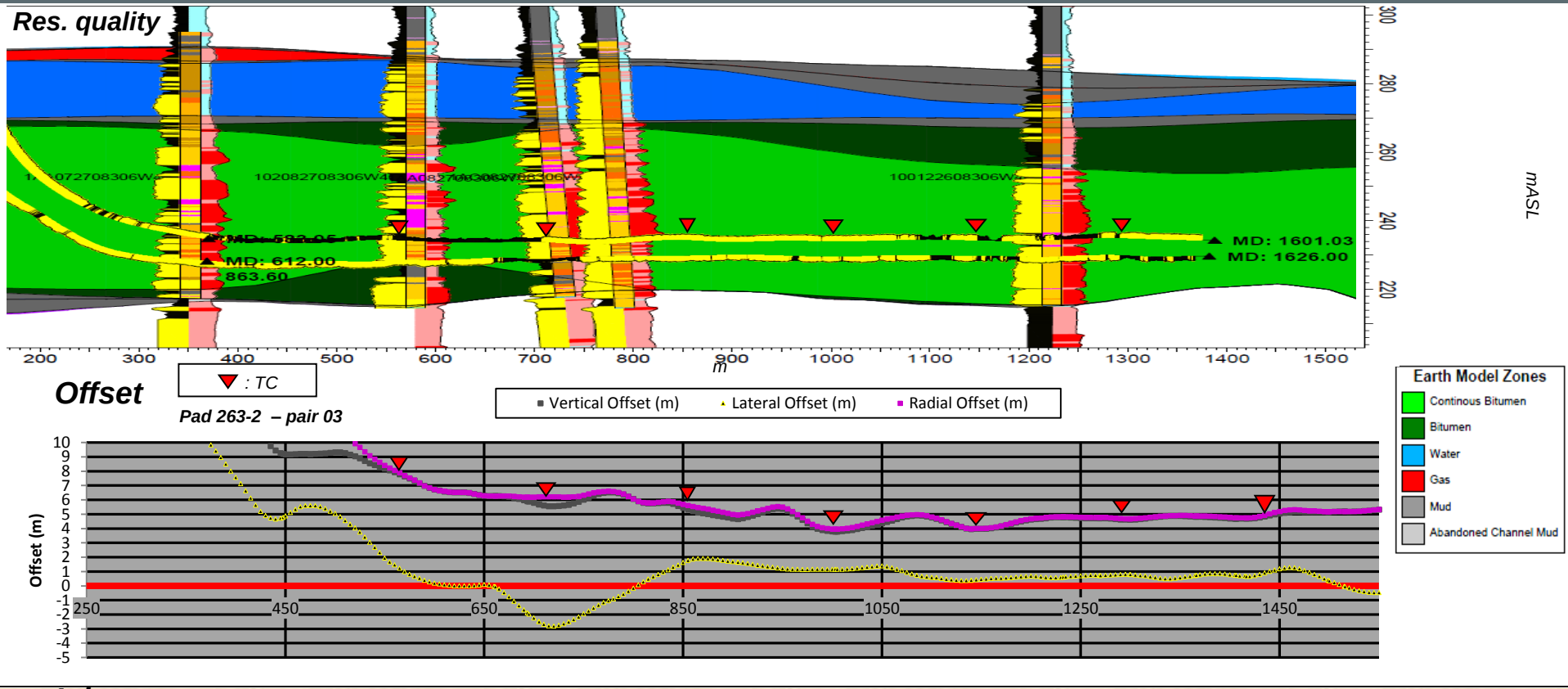

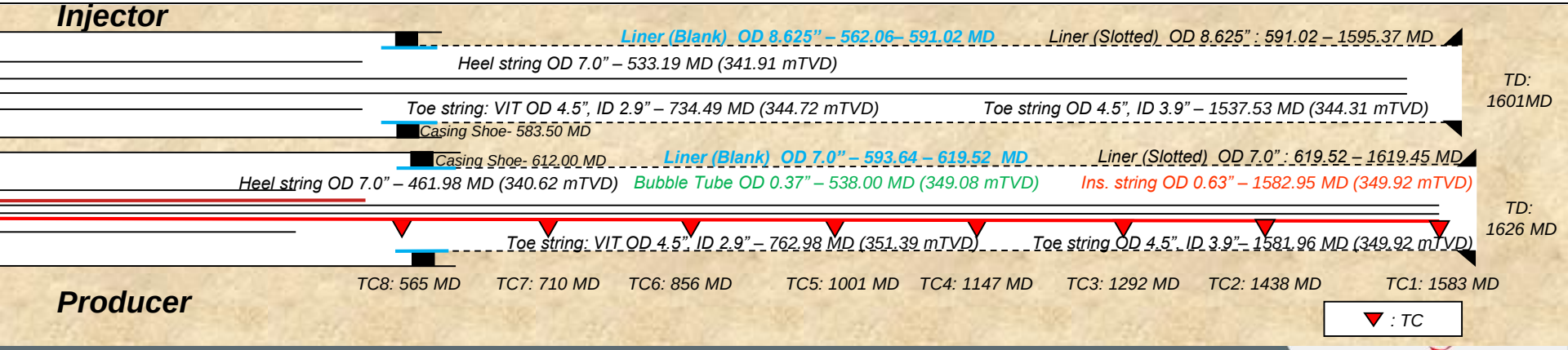

COPRC 2632P03OBE1 NEWBY 12-26-83-6 (COPRC 2632P09OBE1 NEWBY 12-26-83-6)

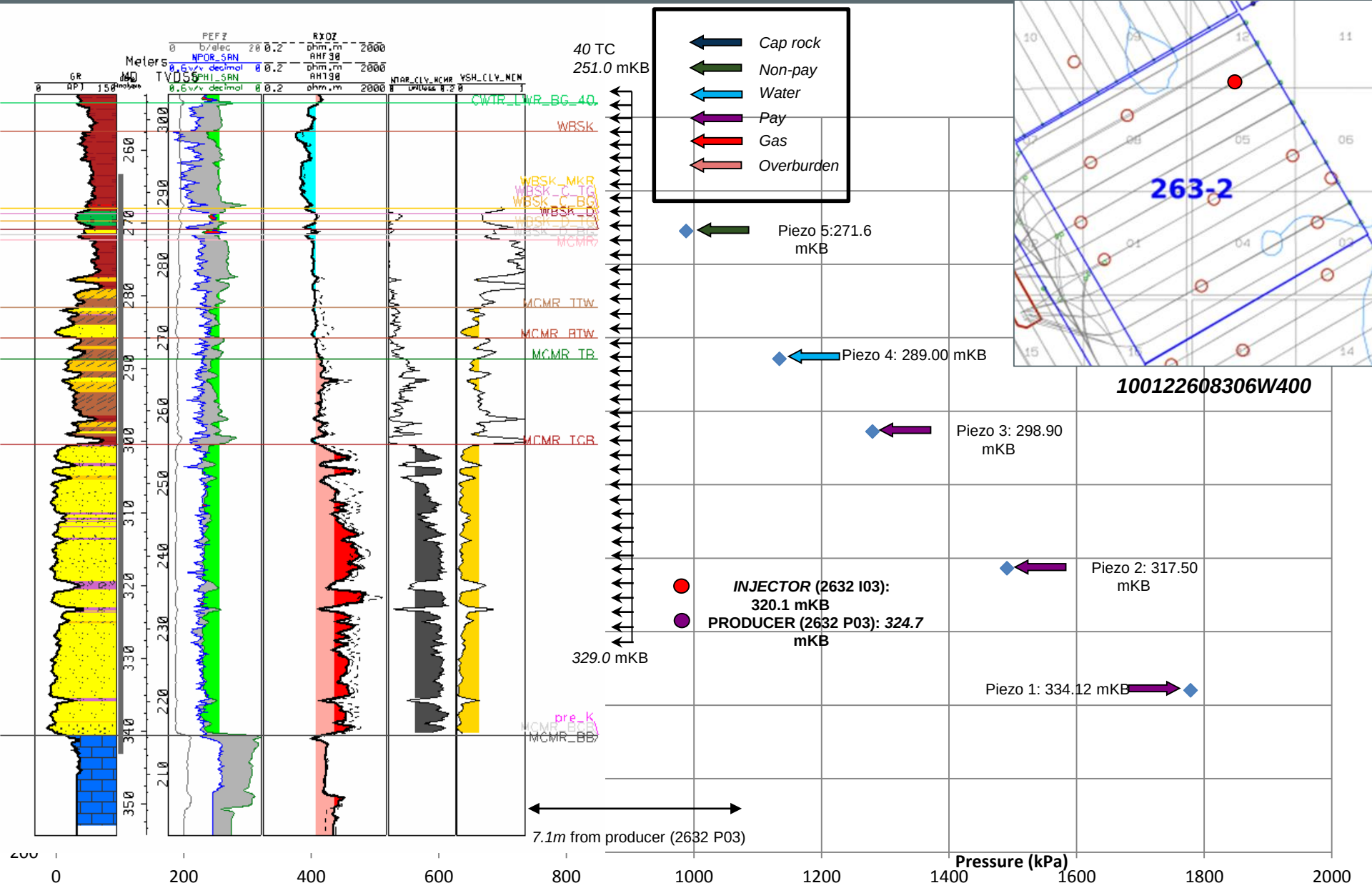

Pair 263-2-03

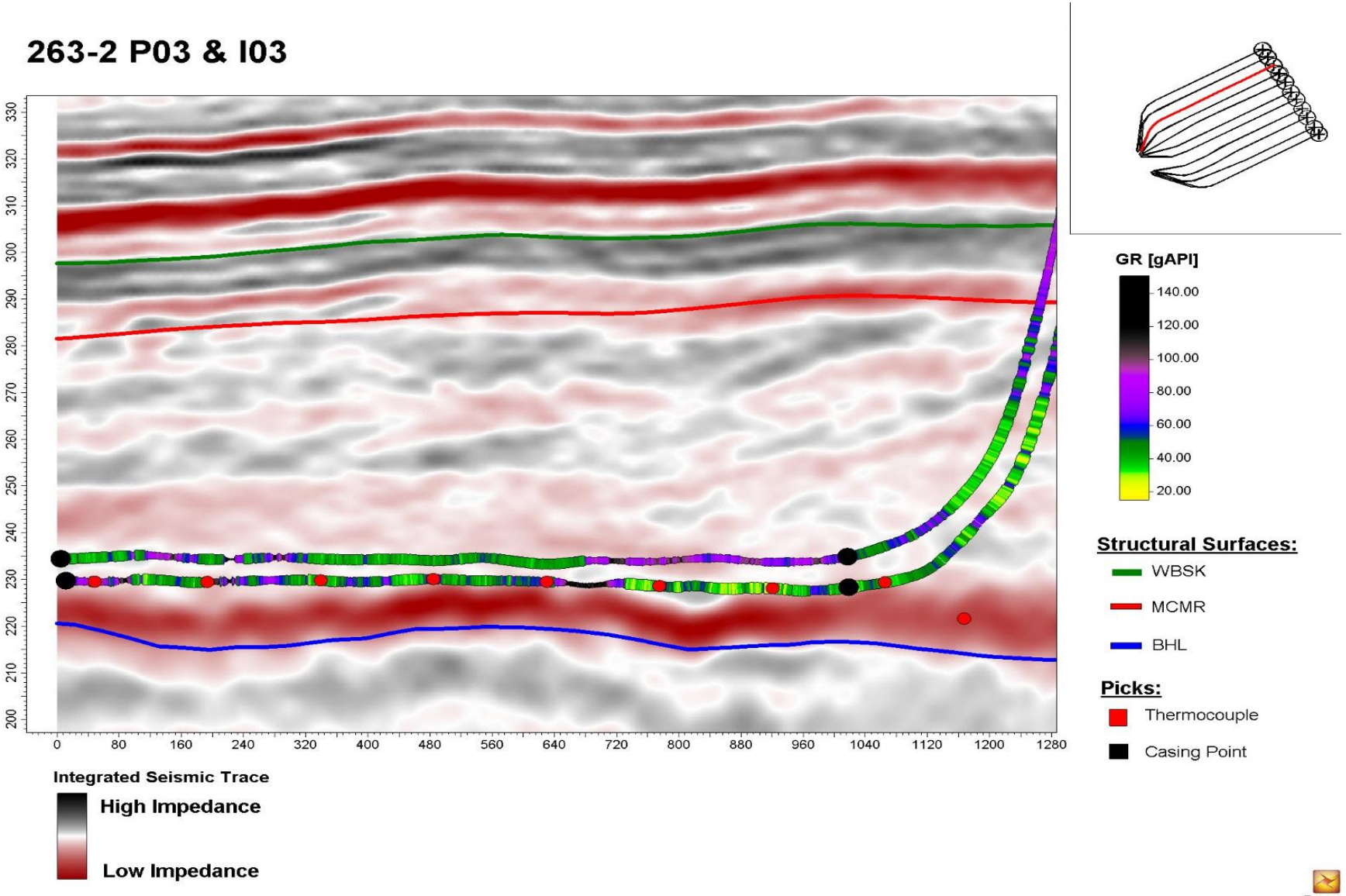
263-2 P03 & I03
330
320
310
300
290
280
270
260
250
240
230
220
210
200
0
80
160
240
320
400
480
560
640
720
800
880
960
1040
1120
1200
1280
Integrated Seismic Trace
High Impedance
Low Impedance
GR [gAPI]
140.00
120.00
100.00
80.00
60.00
40.00
20.00
Structural Surfaces:
WBSK
MCMR
BHL
Picks:
Thermocouple
Casing Point

263-2-P03-OBE Temperature vs. Depth

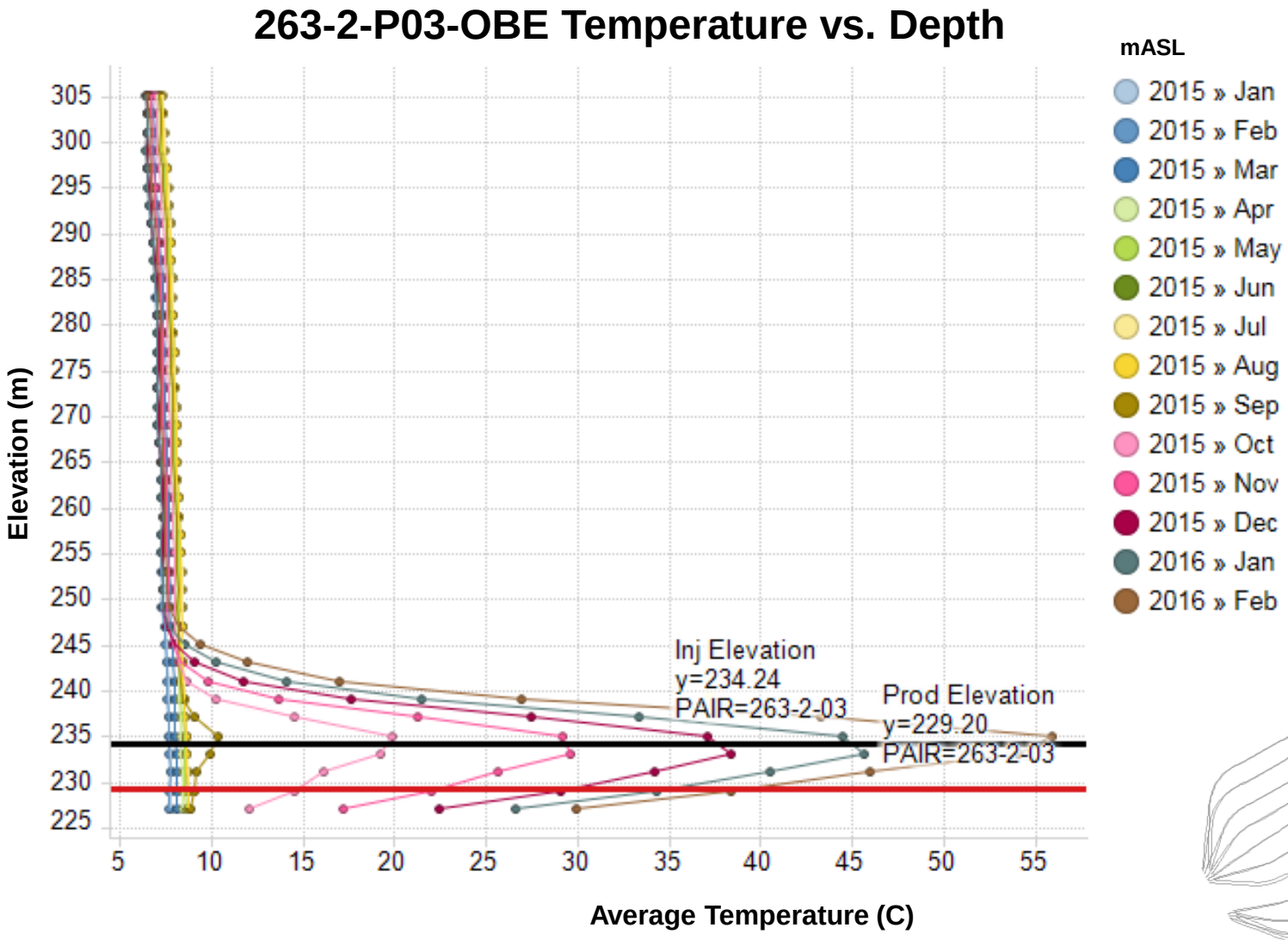

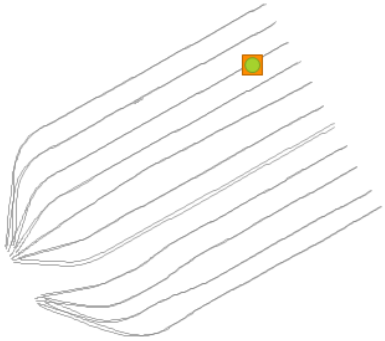

263-2-P03 OBE Piezometer Plot

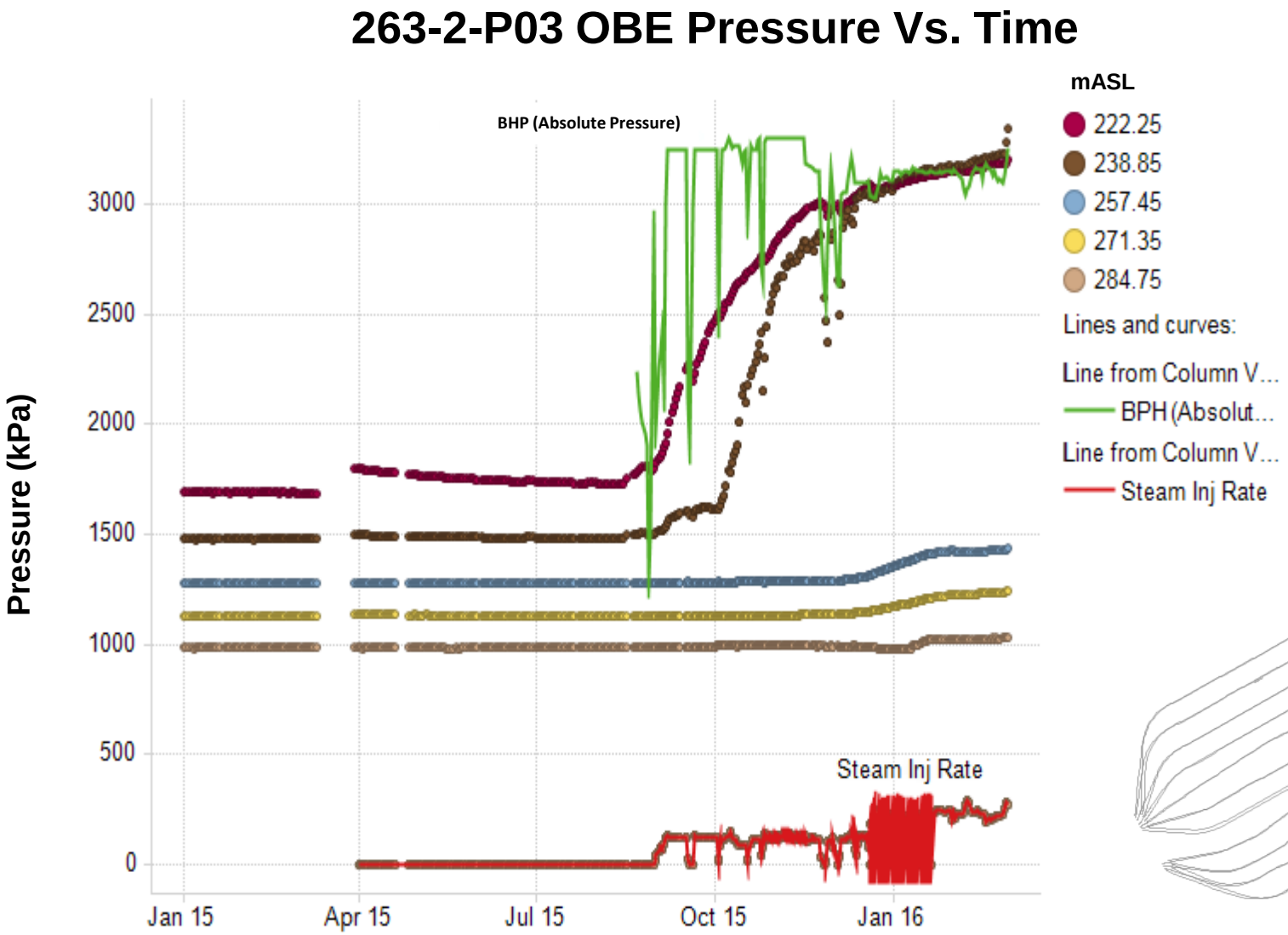

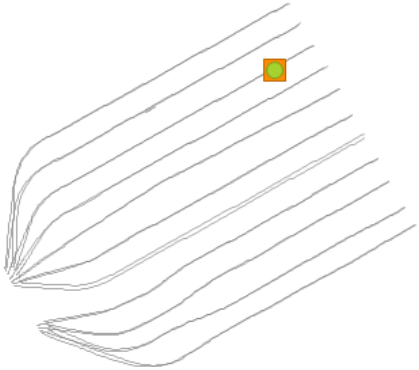

S2 DA 263-2 Well Pair 03



COPRC 2632P03OBB1 NEWBY 8-27-83-6 (COPRC 2632P09OBB1 NEWBY 8-27-83-6)

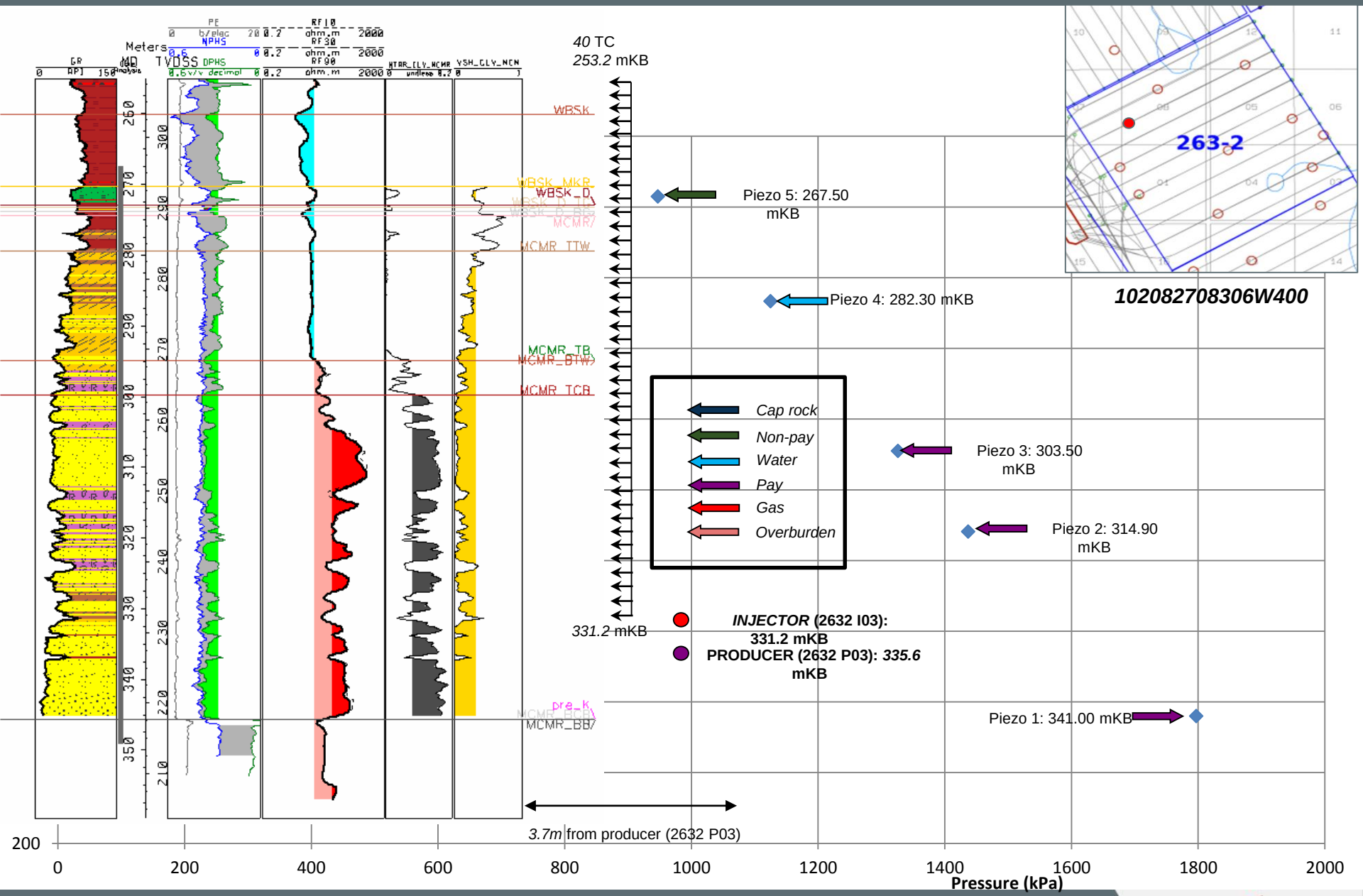

263-2-03

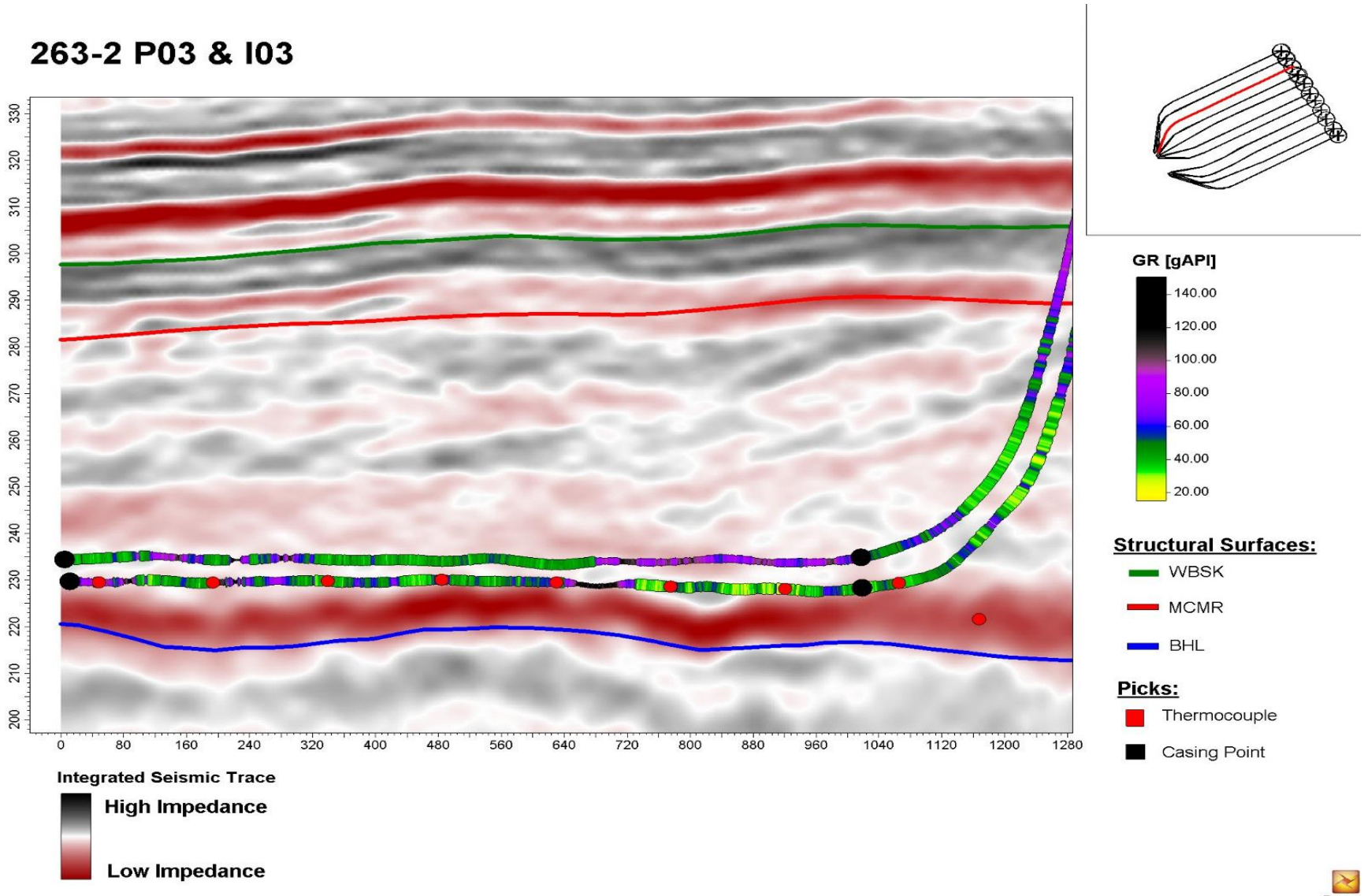
263-2 P03 & I03
330
320
310
300
290
280
270
260
250
240
230
220
210
200
0
80
160
240
320
400
480
560
640
720
800
880
960
1040
1120
1200
1280
Integrated Seismic Trace
High Impedance
Low Impedance
GR [gAPI]
140.00
120.00
100.00
80.00
60.00
40.00
20.00
Structural Surfaces:
WBSK
MCMR
BHL
Picks:
Thermocouple
Casing Point

263-2-P03-OBB Temperature vs. Depth

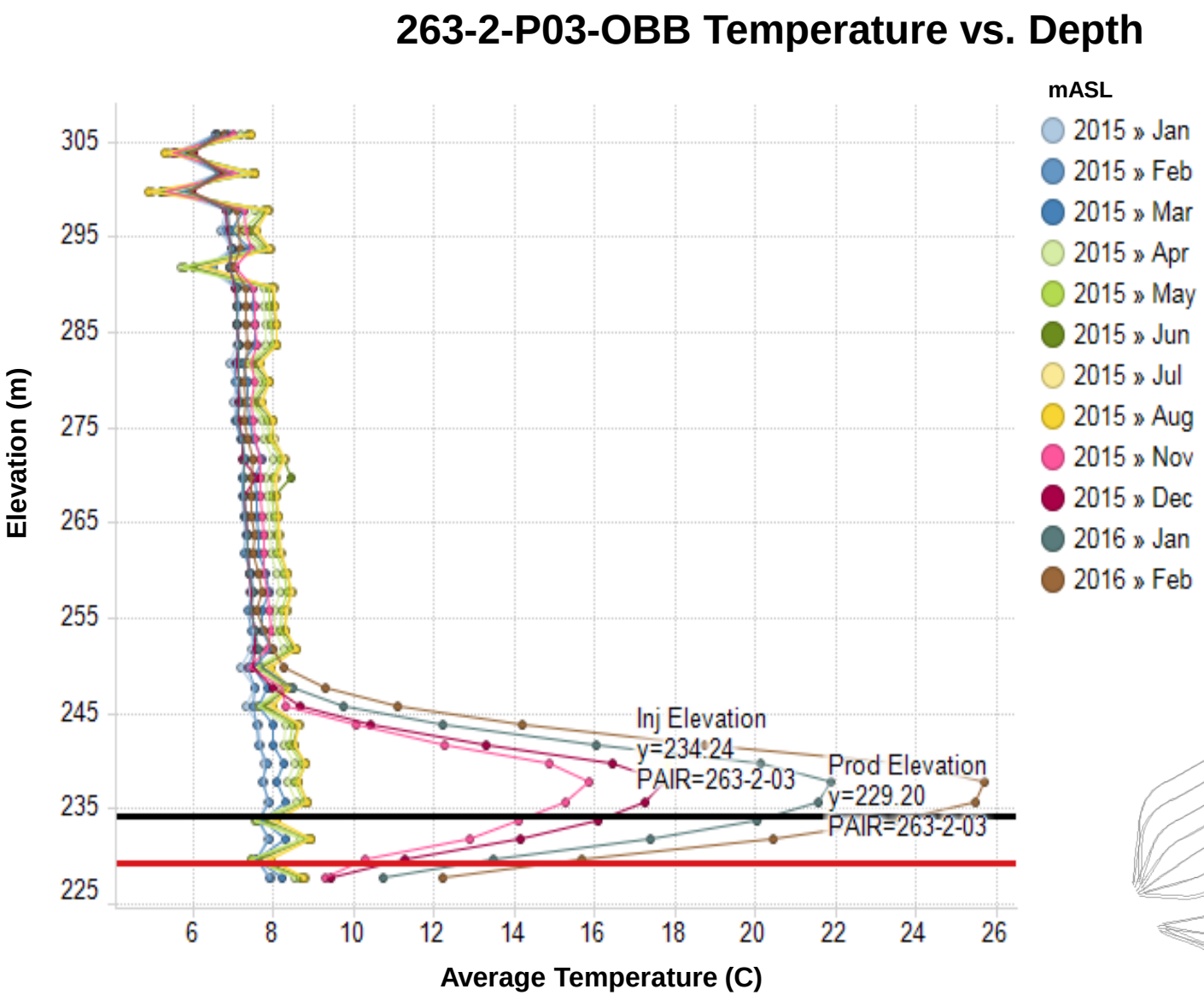

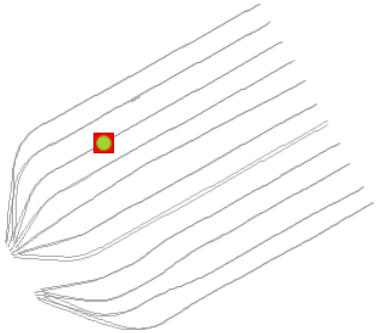

263-2-P03 OBB Piezometer Plot

263-2-P03 OBB Pressure Vs. Time

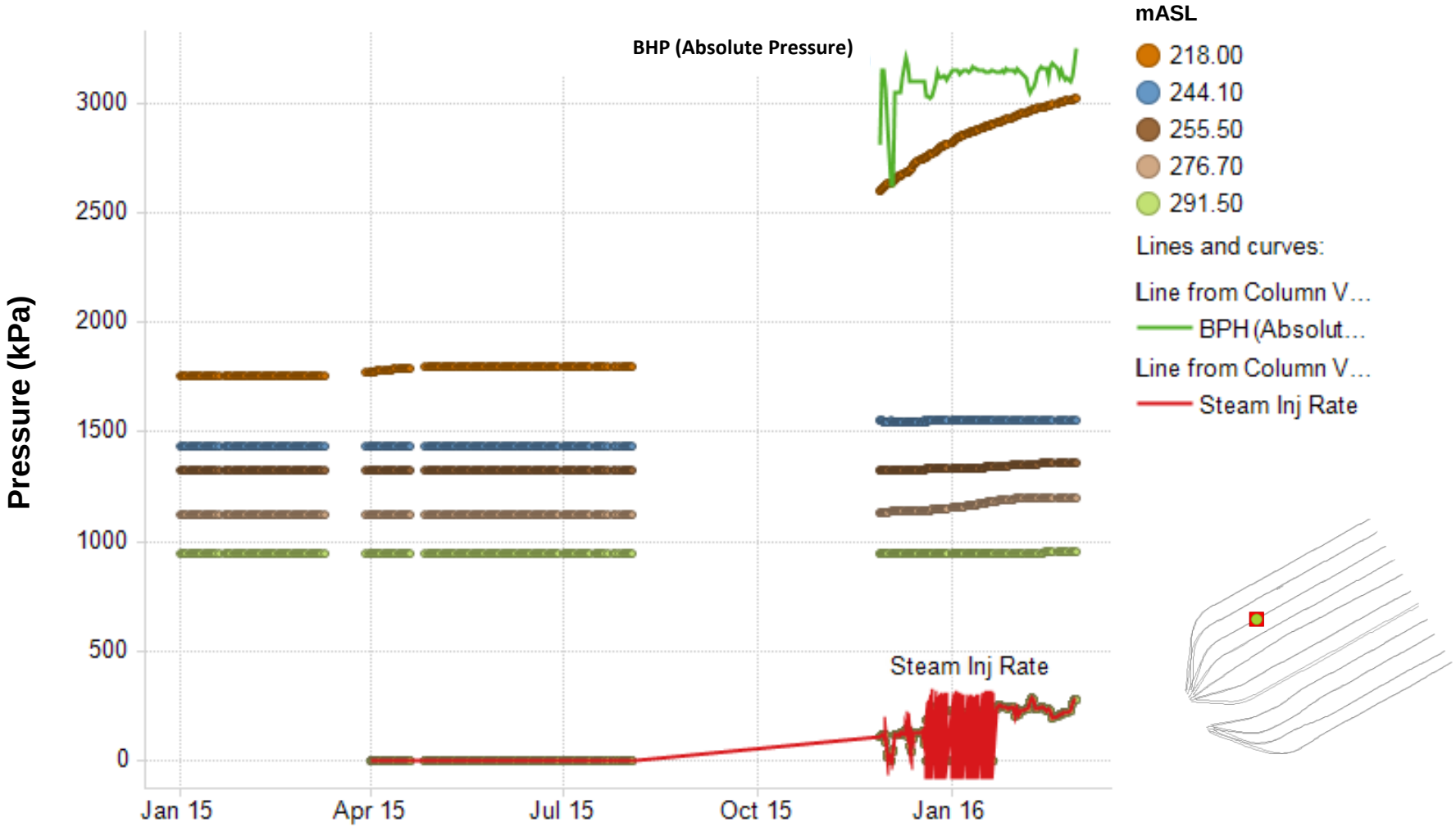

S2 DA 265-2 Well Pair 09

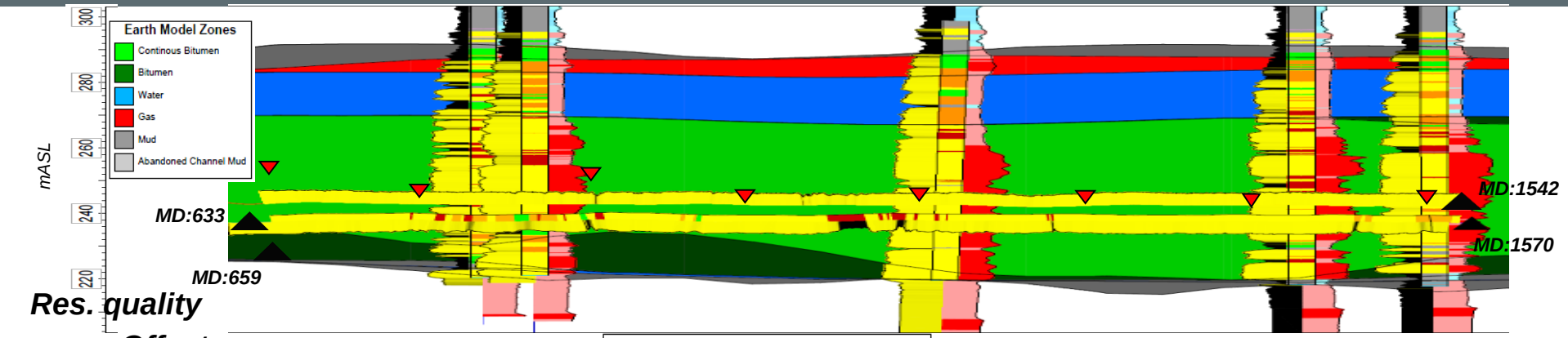

Res. quality

Offset

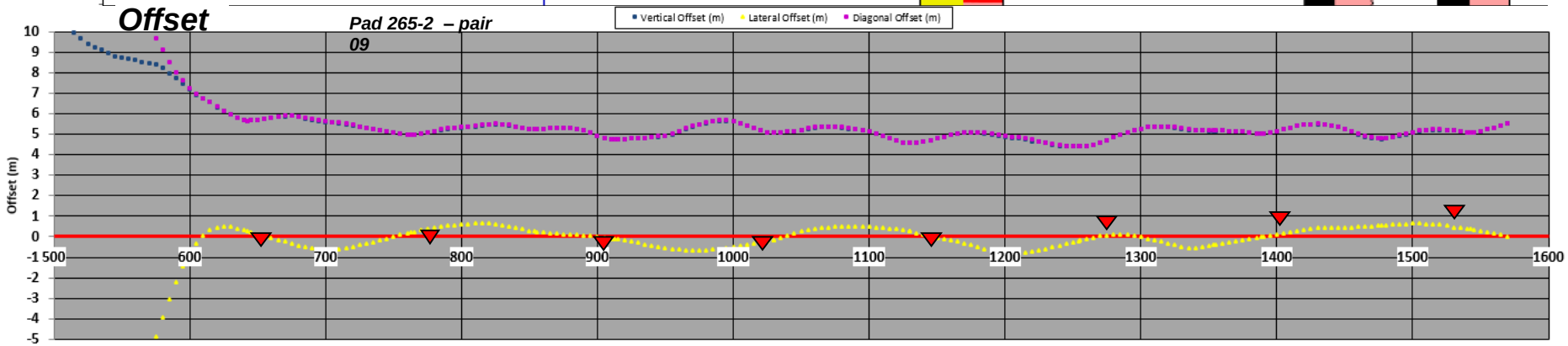

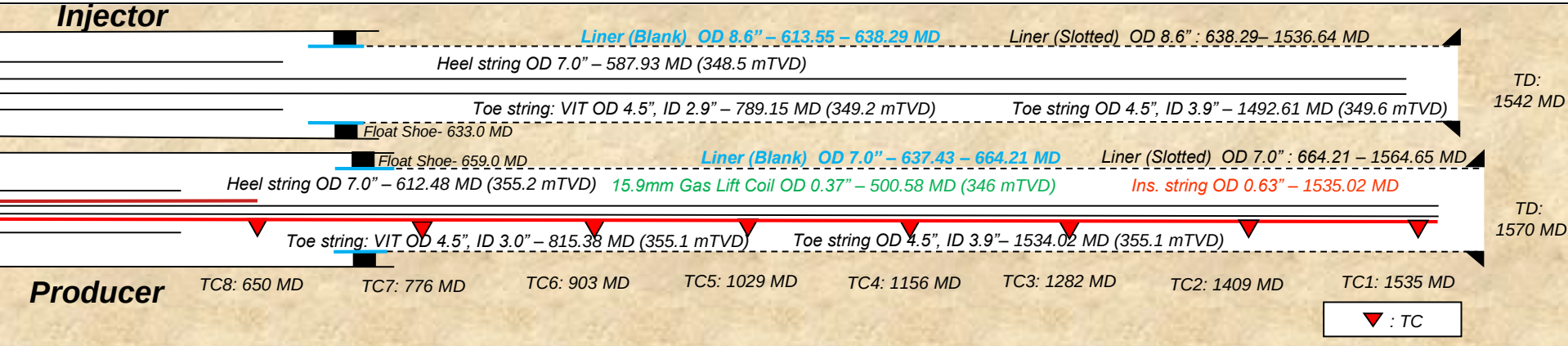

COPRC 2652P09OBA1 NEWBY 2-22-83-6 (COPRC 2652P03OBA1 NEWBY 2-22-83-6)



Pair 265-2-09

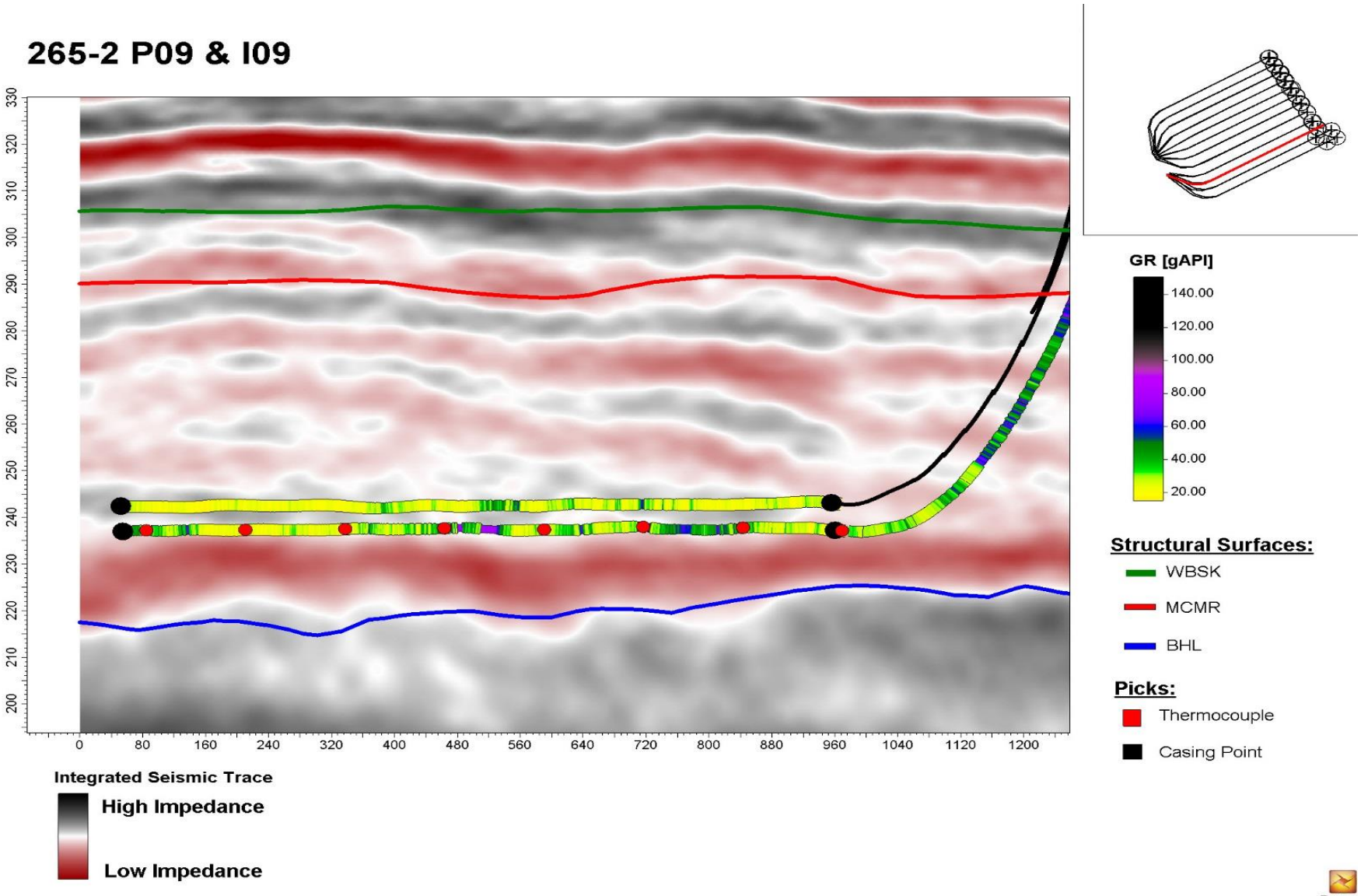
265-2 P09 & I09
330
320
310
300
290
280
270
260
250
240
230
220
210
200
0
80
160
240
320
400
480
560
640
720
800
880
960
1040
1120
1200
Integrated Seismic Trace
High Impedance
Low Impedance
GR [gAPI]
140.00
120.00
100.00
80.00
60.00
40.00
20.00
Structural Surfaces:
WBSK
MCMR
BHL
Picks:
Thermocouple
Casing Point

265-2-P09-OBA Temperature vs. Depth

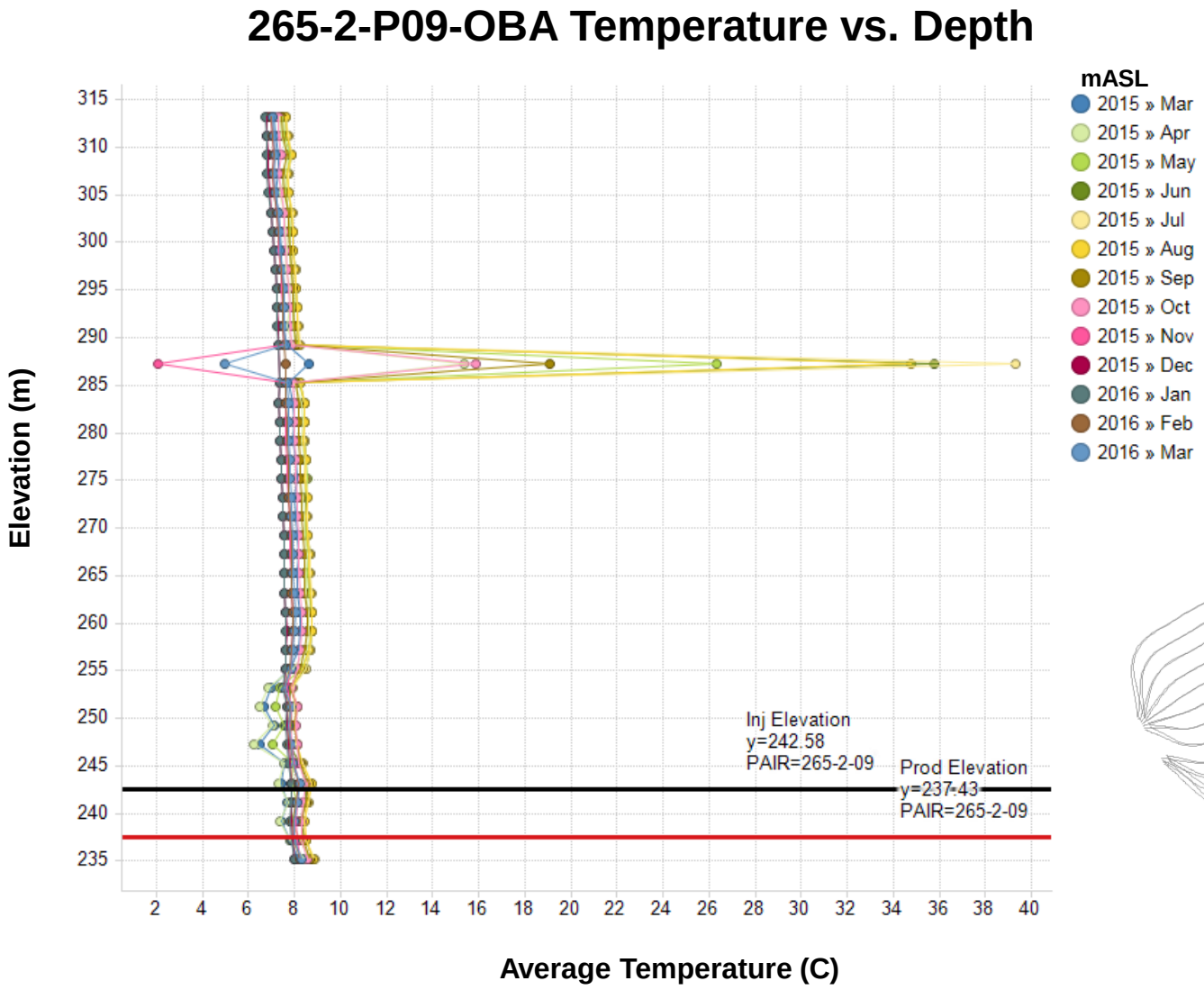

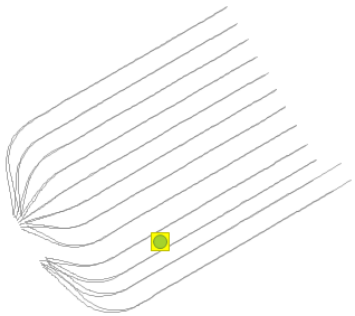

265-2-P09 OBA Piezometer Plot

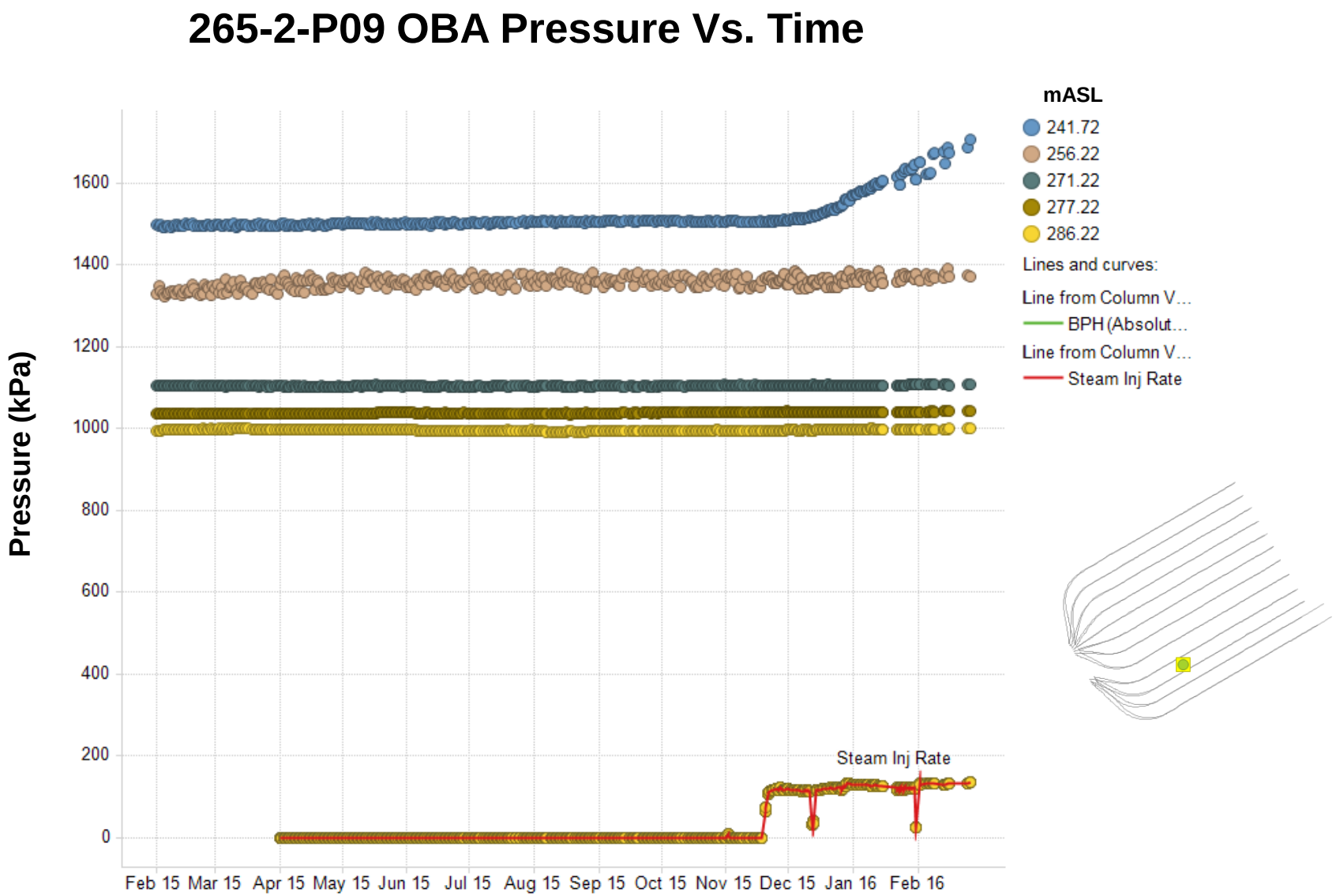

S2 DA 265-2 Well Pair 03

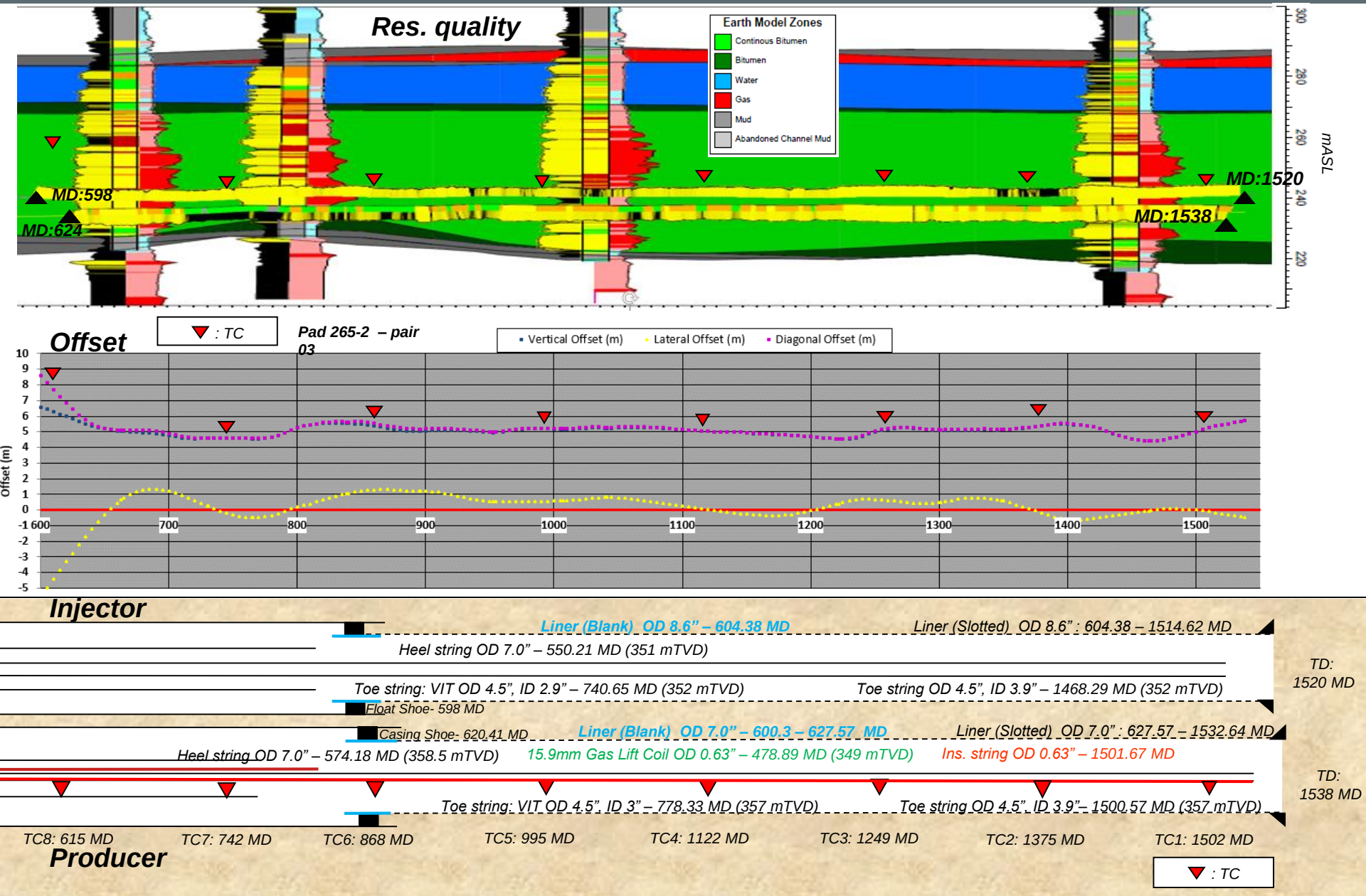

COPRC 2652P03OBC1 NEWBY 7-22-83-6 (COPRC 2652P09OBC1 NEWBY 7-22-83-6)

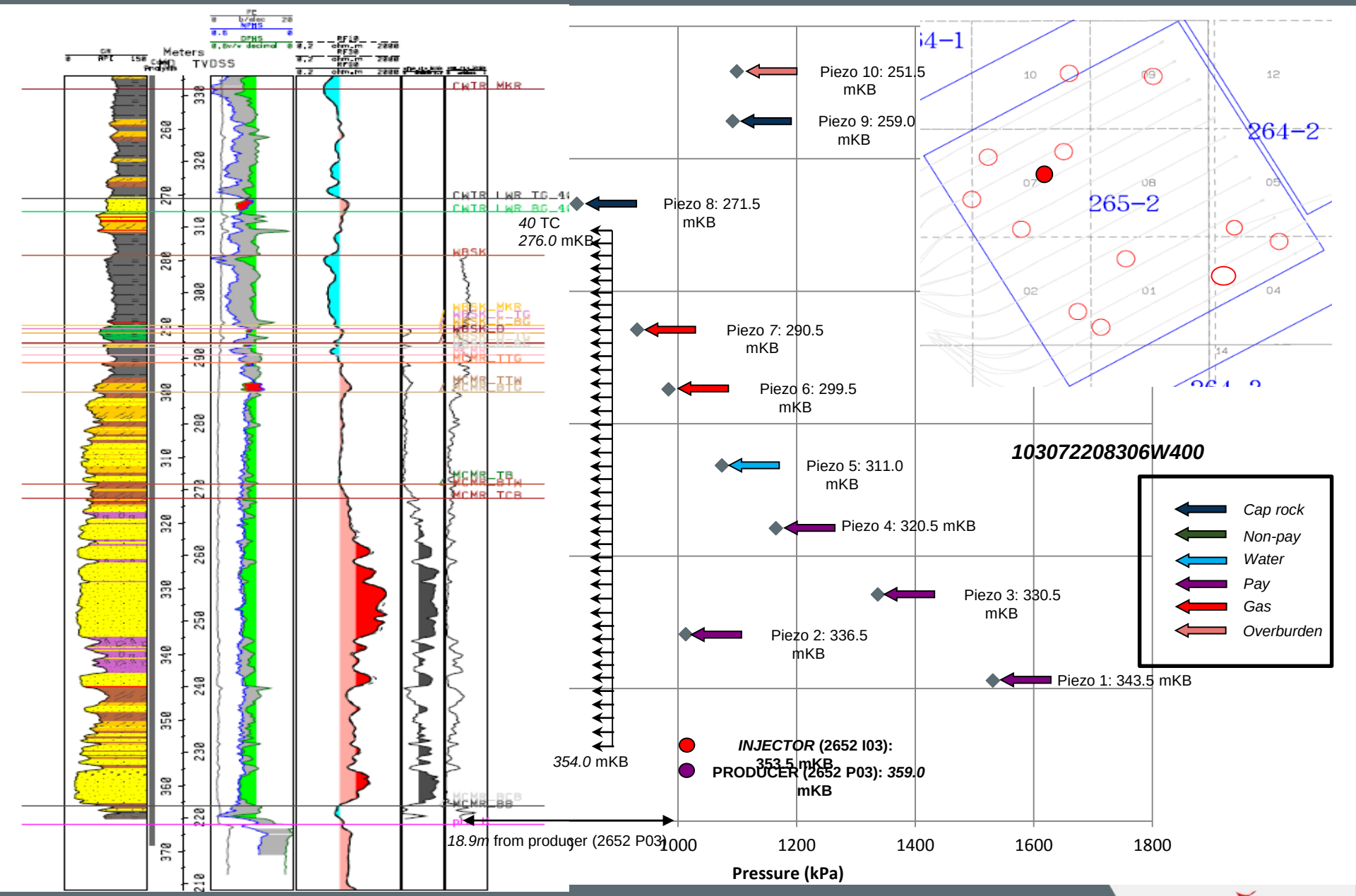

Pair 265-2-03

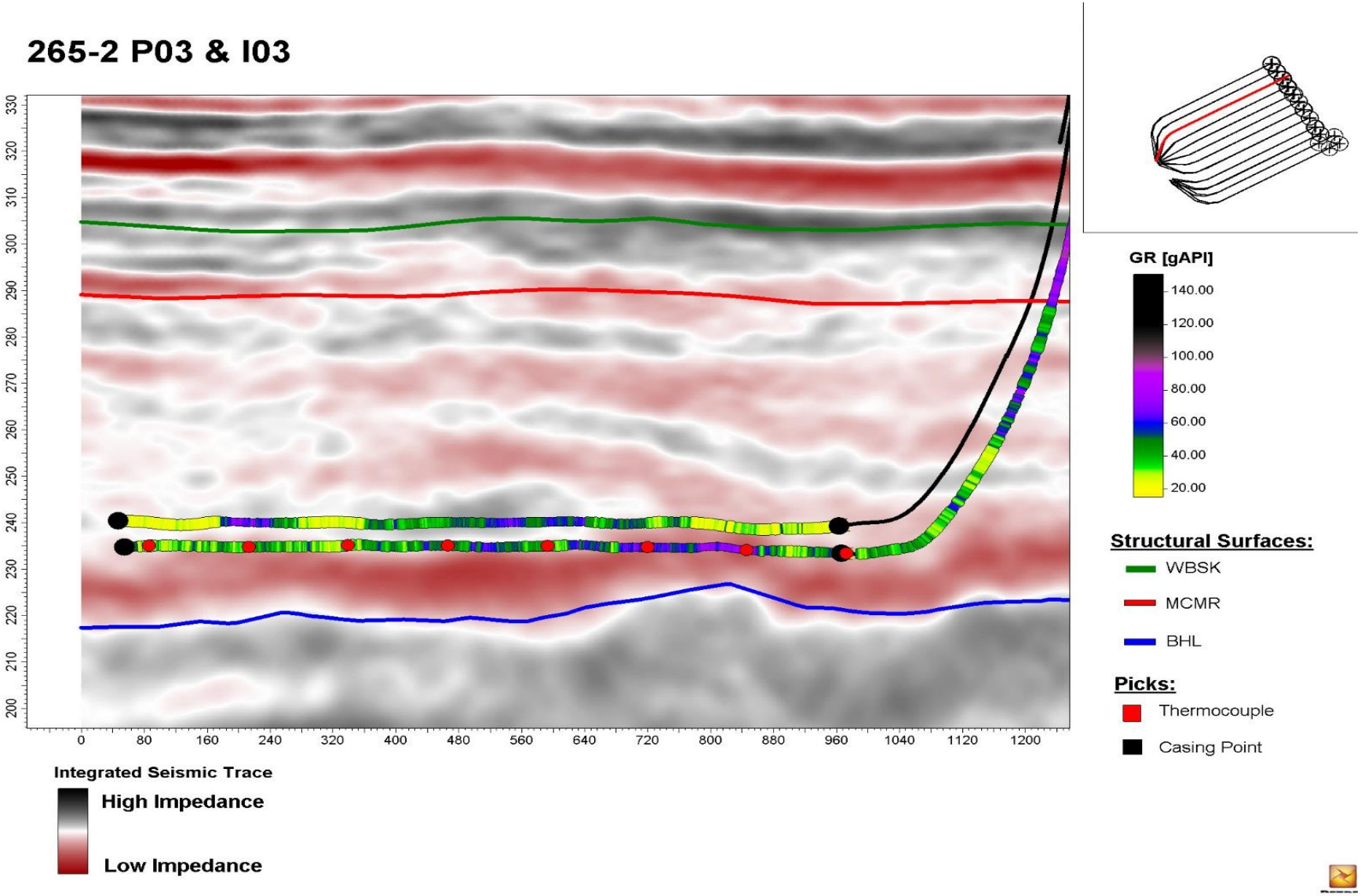
265-2 P03 & I03
330
320
310
300
290
280
270
260
250
240
230
220
210
200
0
80
160
240
320
400
480
560
640
720
800
880
960
1040
1120
1200
Integrated Seismic Trace
High Impedance
Low Impedance
GR [gAPI]
140.00
120.00
100.00
80.00
60.00
40.00
20.00
Structural Surfaces:
WBSK
MCMR
BHL
Picks:
Thermocouple
Casing Point

265-2-P03-OBC Temperature vs. Depth

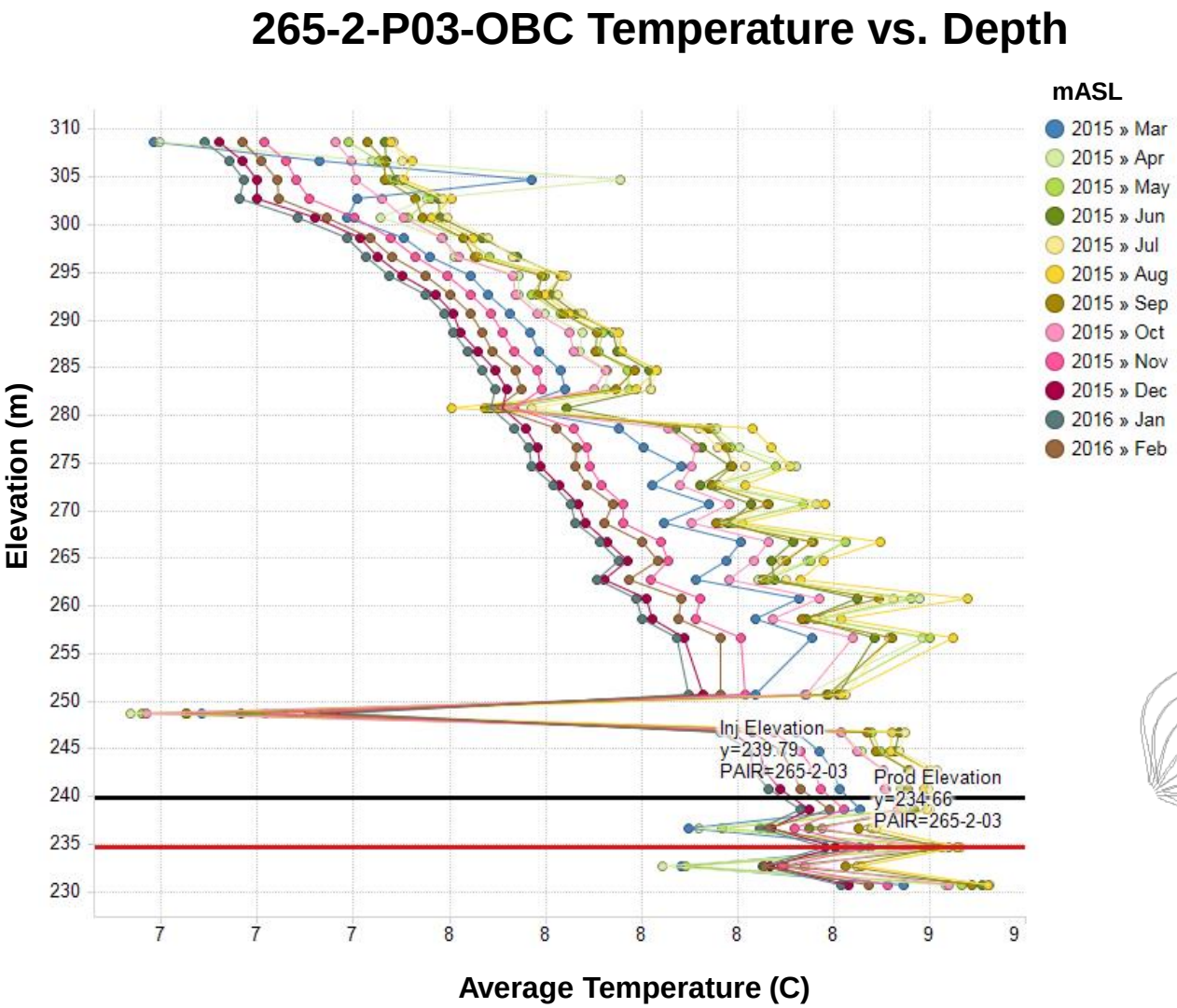

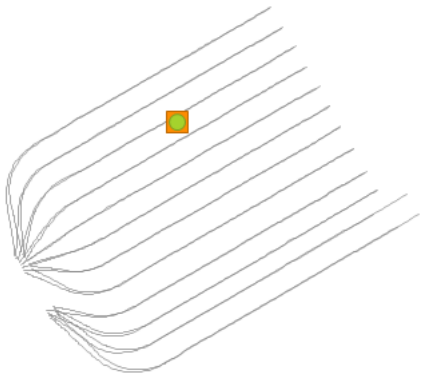

265-2-P03 OBC Piezometer Plot

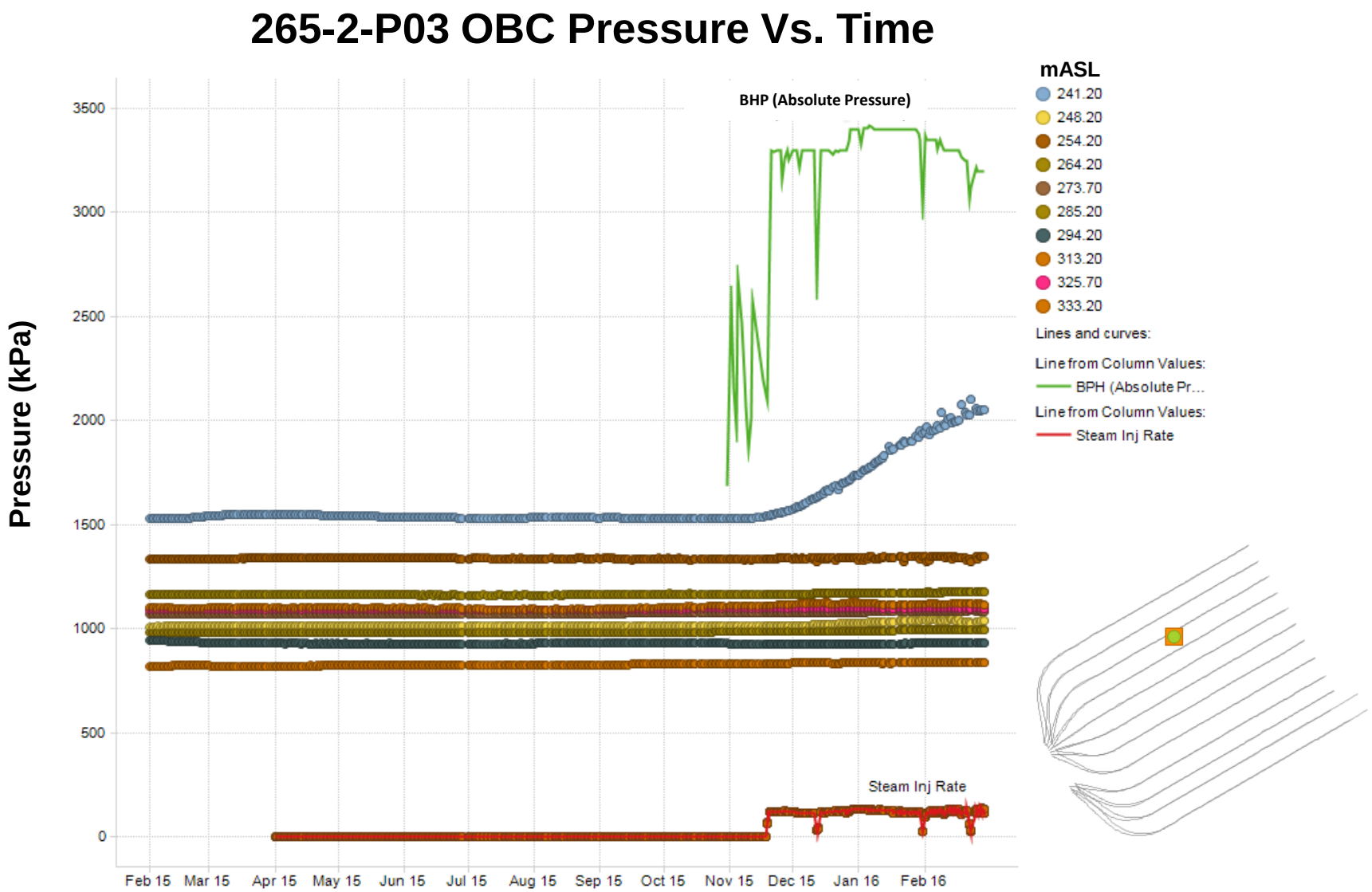

S2 DA 264-2 Well Pair 07

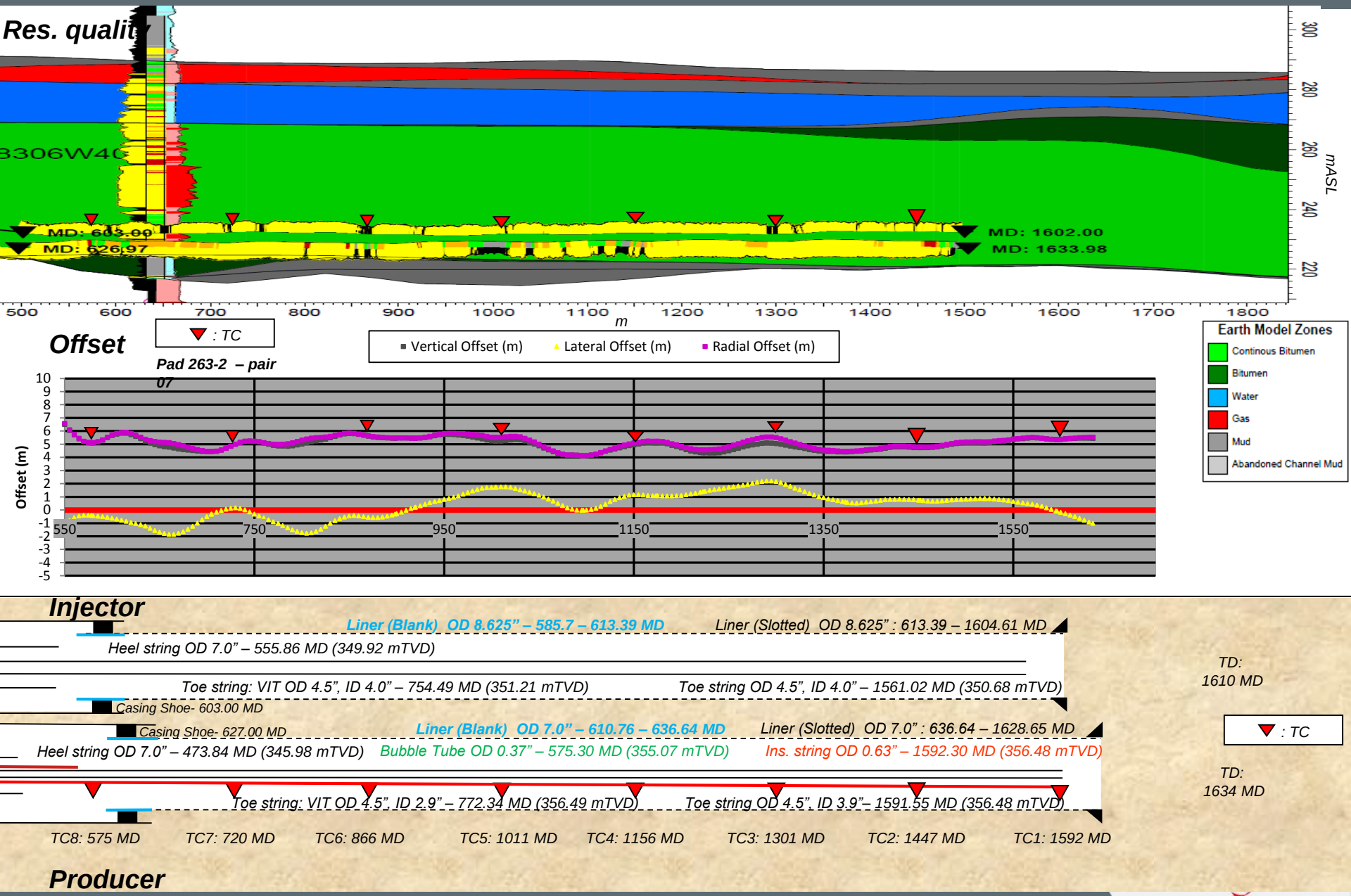

COPRC 2642P07OBA1 NEWBY 12-23-83-6 (COPRC 2642P05OBA1 NEWBY 12-23-83-6)



264-2-07

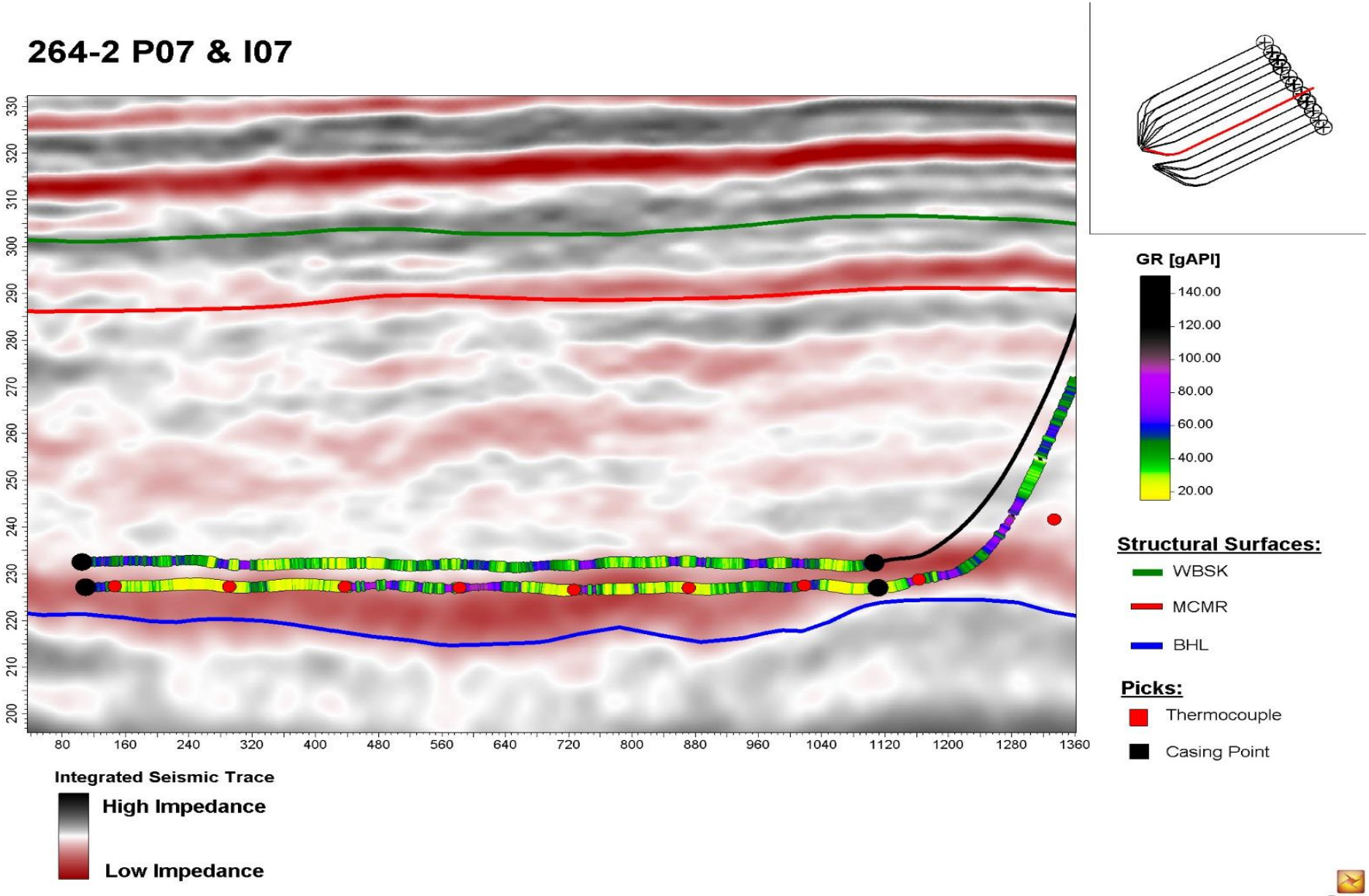
264-2 P07 & I07
330
320
310
300
290
280
270
260
250
240
230
220
210
200
80
160
240
320
400
480
560
640
720
800
880
960
1040
1120
1200
1280
1360
Integrated Seismic Trace
High Impedance
Low Impedance
GR [gAPI]
140.00
120.00
100.00
80.00
60.00
40.00
20.00
Structural Surfaces:
WBSK
MCMR
BHL
Picks:
Thermocouple
Casing Point

264-2-P07-OBA Temperature vs. Depth

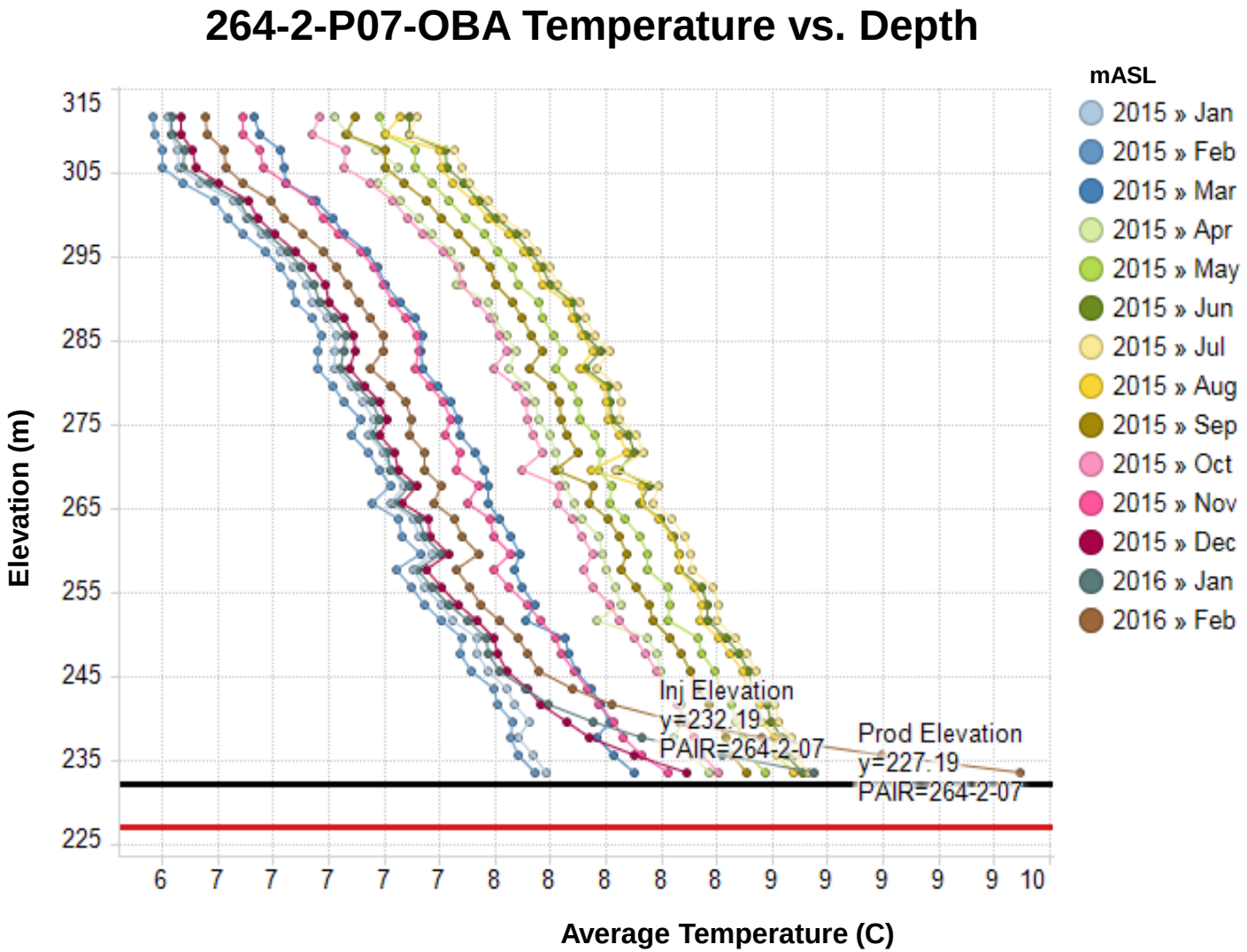

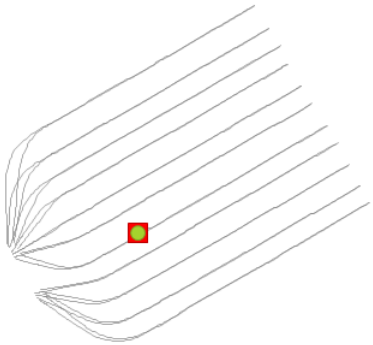

264-2-P07 OBA Piezometer Plot

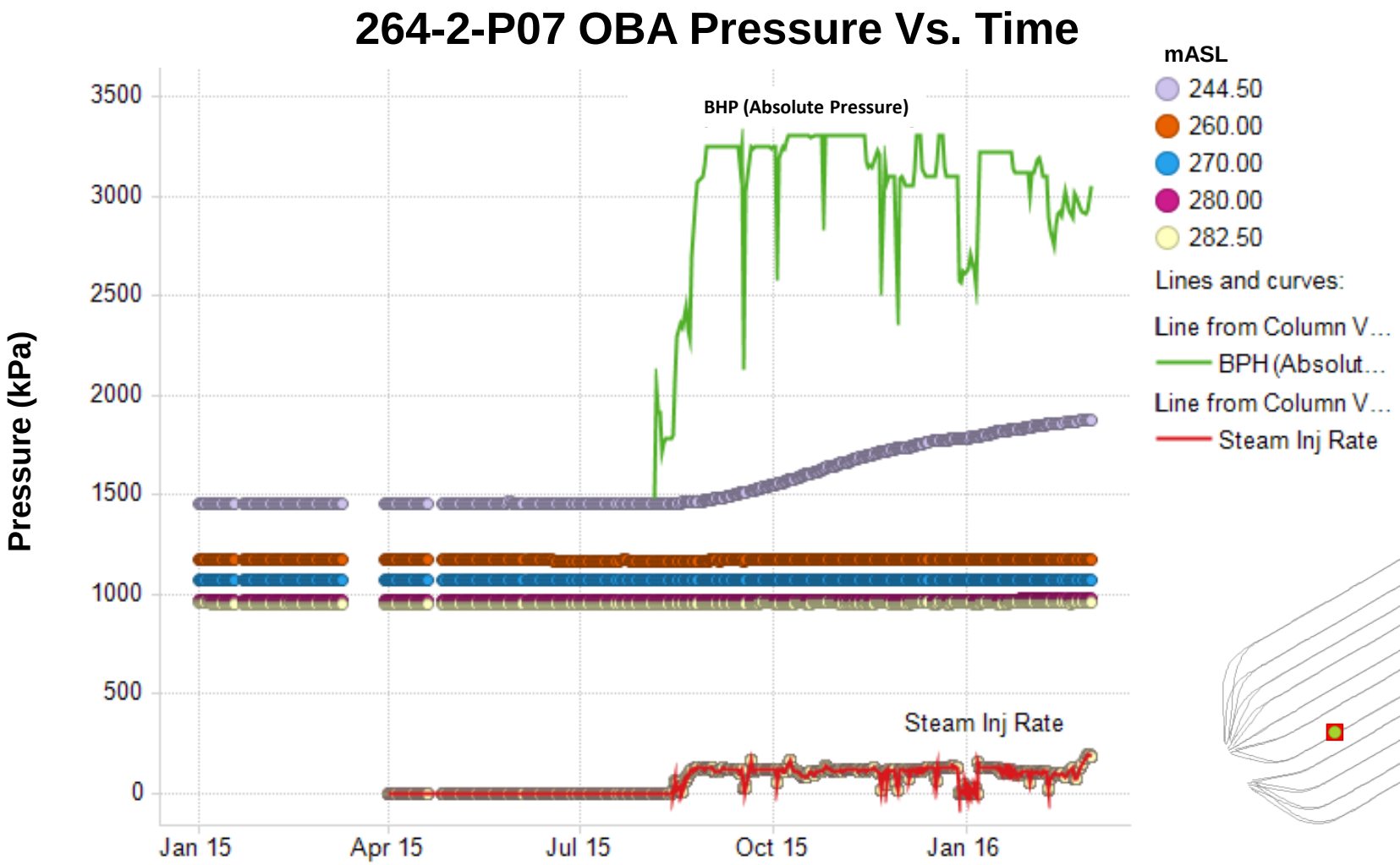

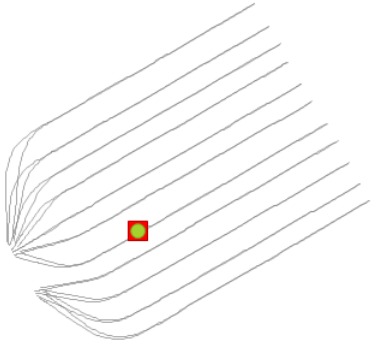

S2 DA 264-2 Well Pair 04

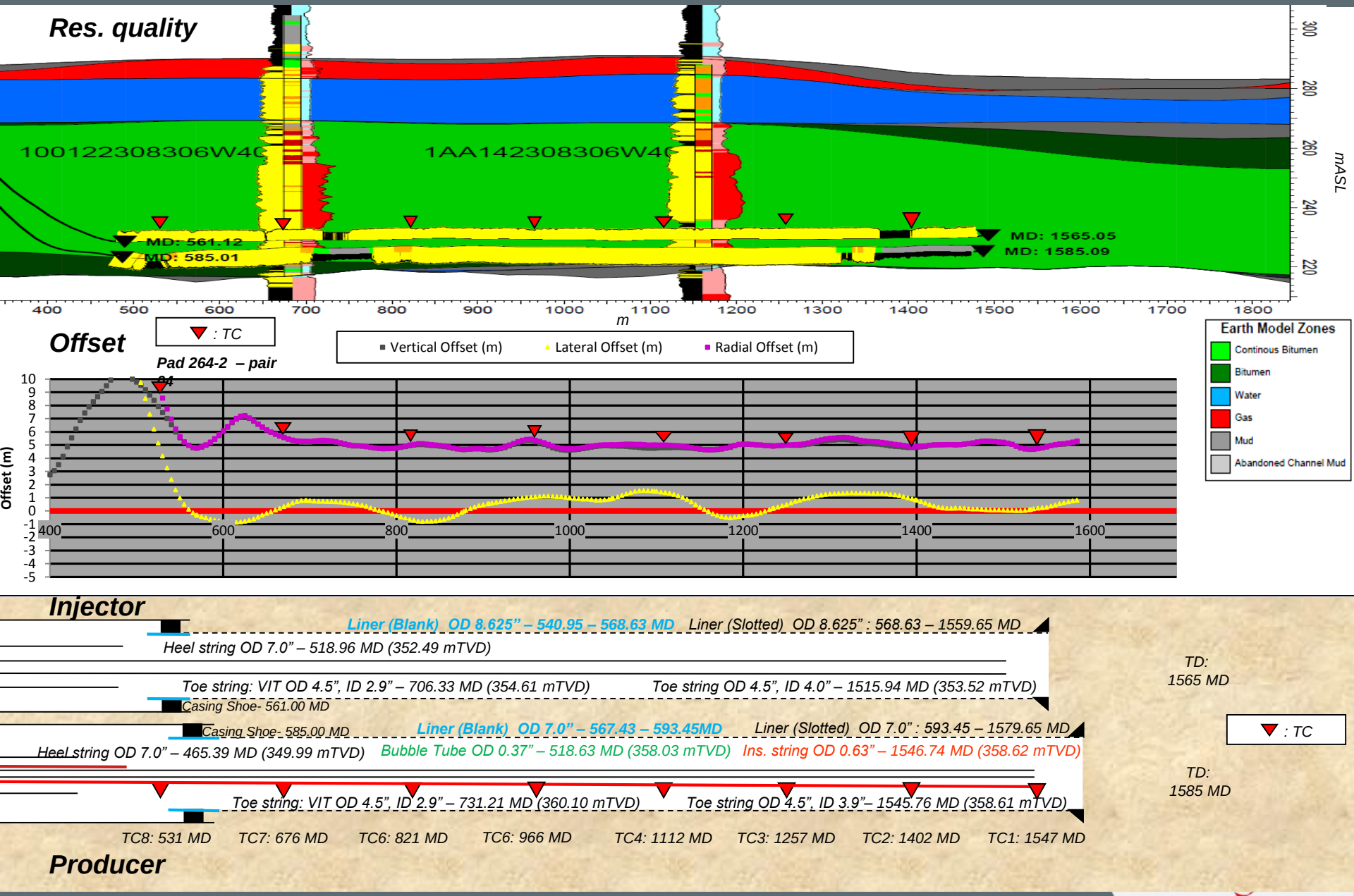

COPRC 2642P04OBB1 NEWBY 12-23-83-6 (COP ET AL 100 OBS NEWBY 12-23-83-6)

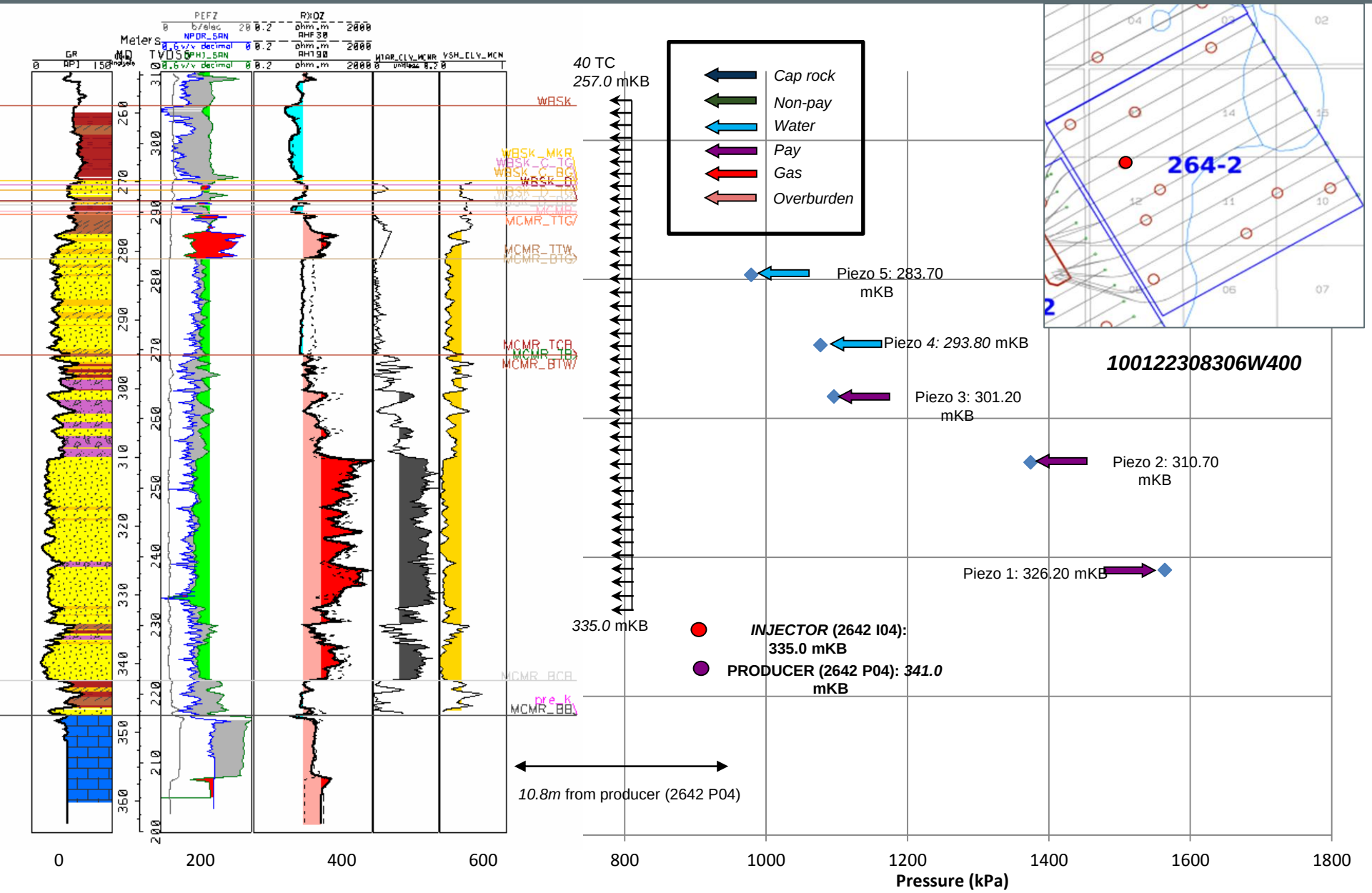

Pair 264-2-04

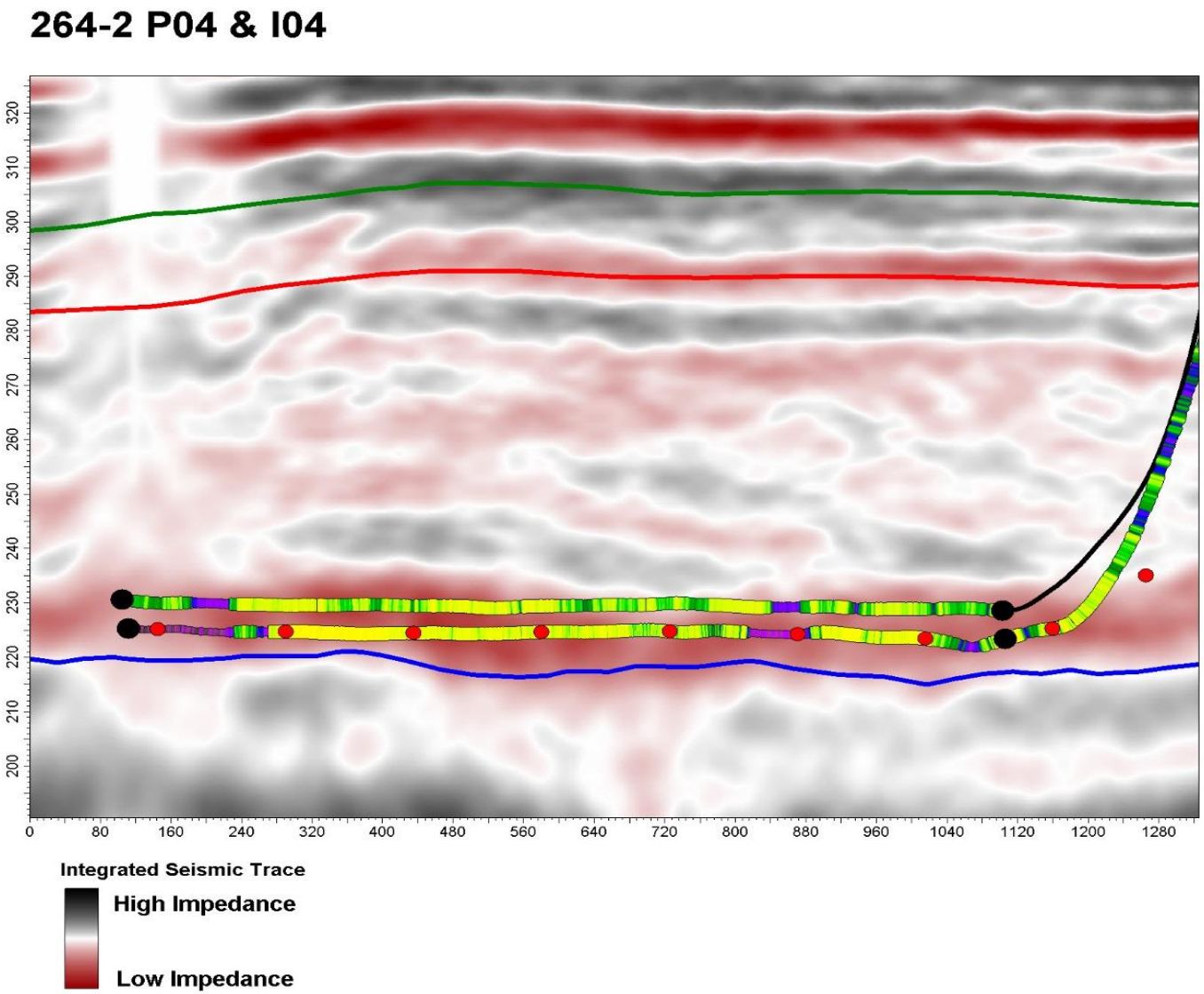

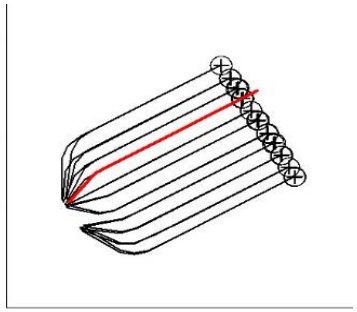



Structural Surfaces:

- WBSK
- MCMR
- BHL

Picks:

- Thermocouple
- Casing Point

264-2-P04-OBB Temperature vs. Depth

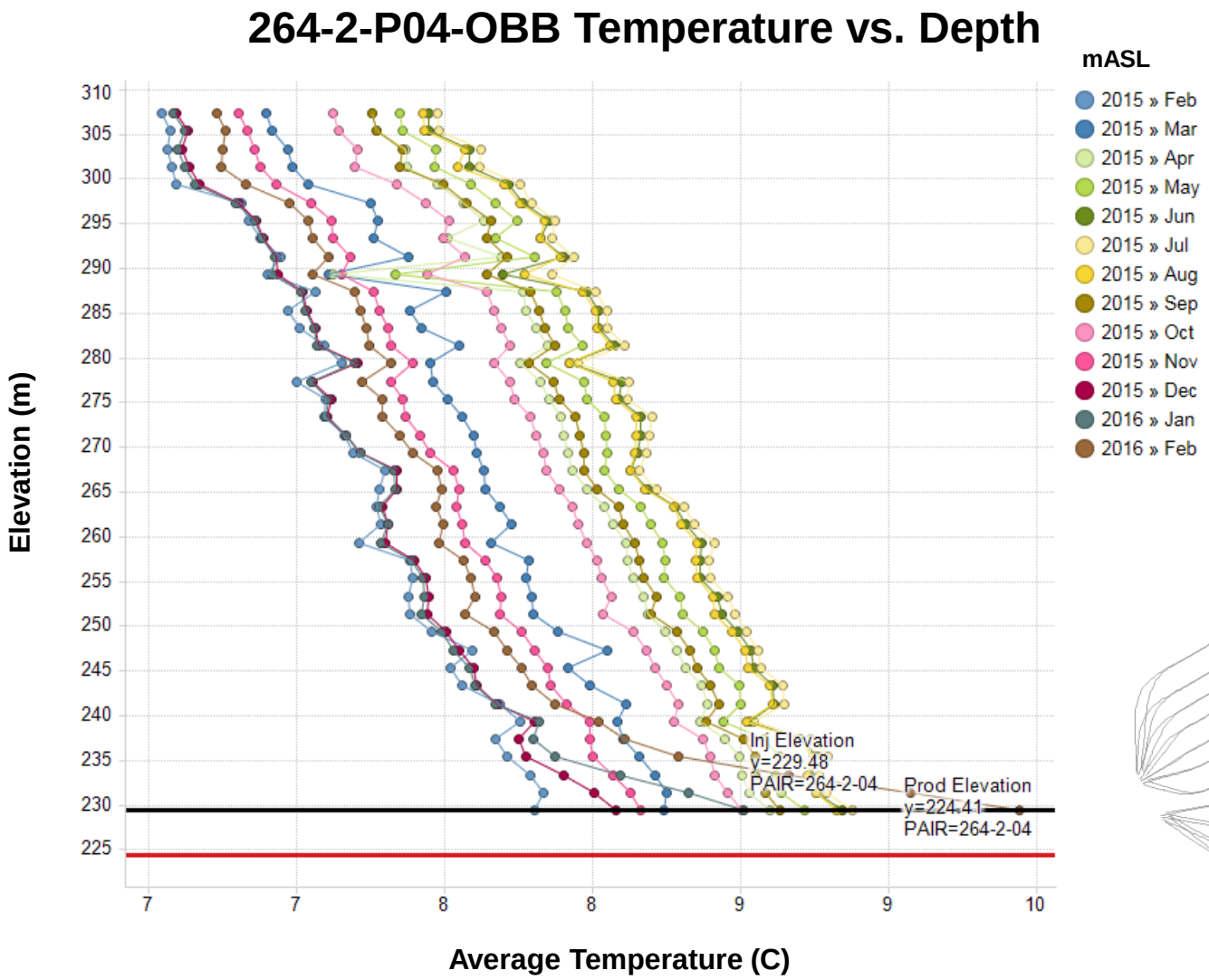

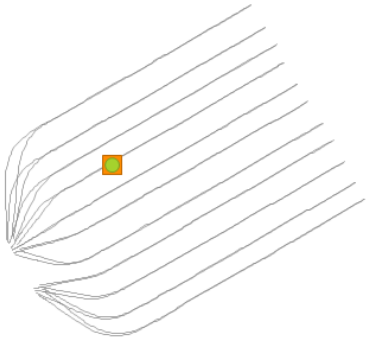

264-2-P04 OBB Piezometer Plot

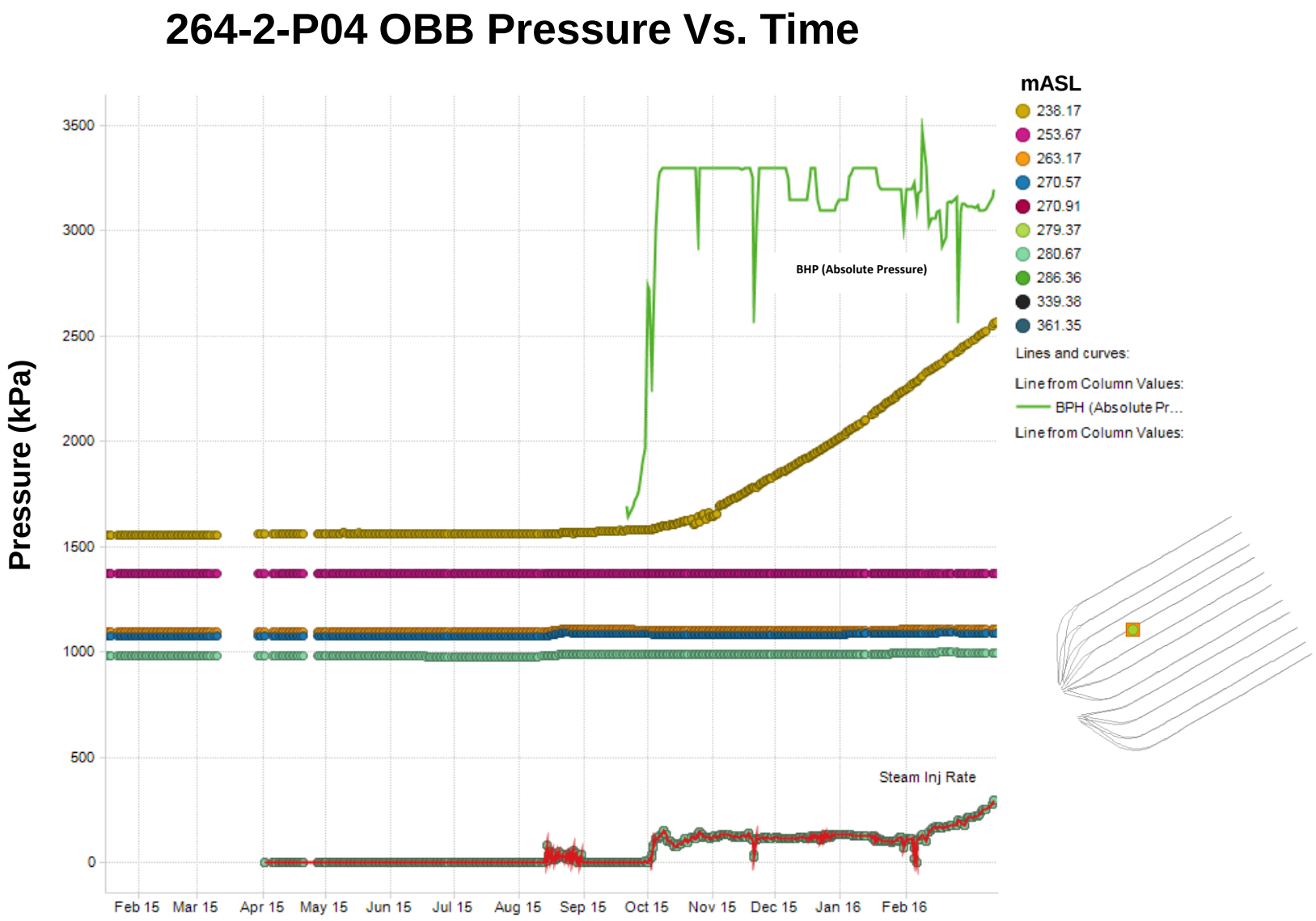

S2 DA 264-3 Well Pair 06



COPRC 2643P06OBB1 NEWBY 13-14-83-6 (COPRC 2643P05OBB1 NEWBY 13-14-83-6)

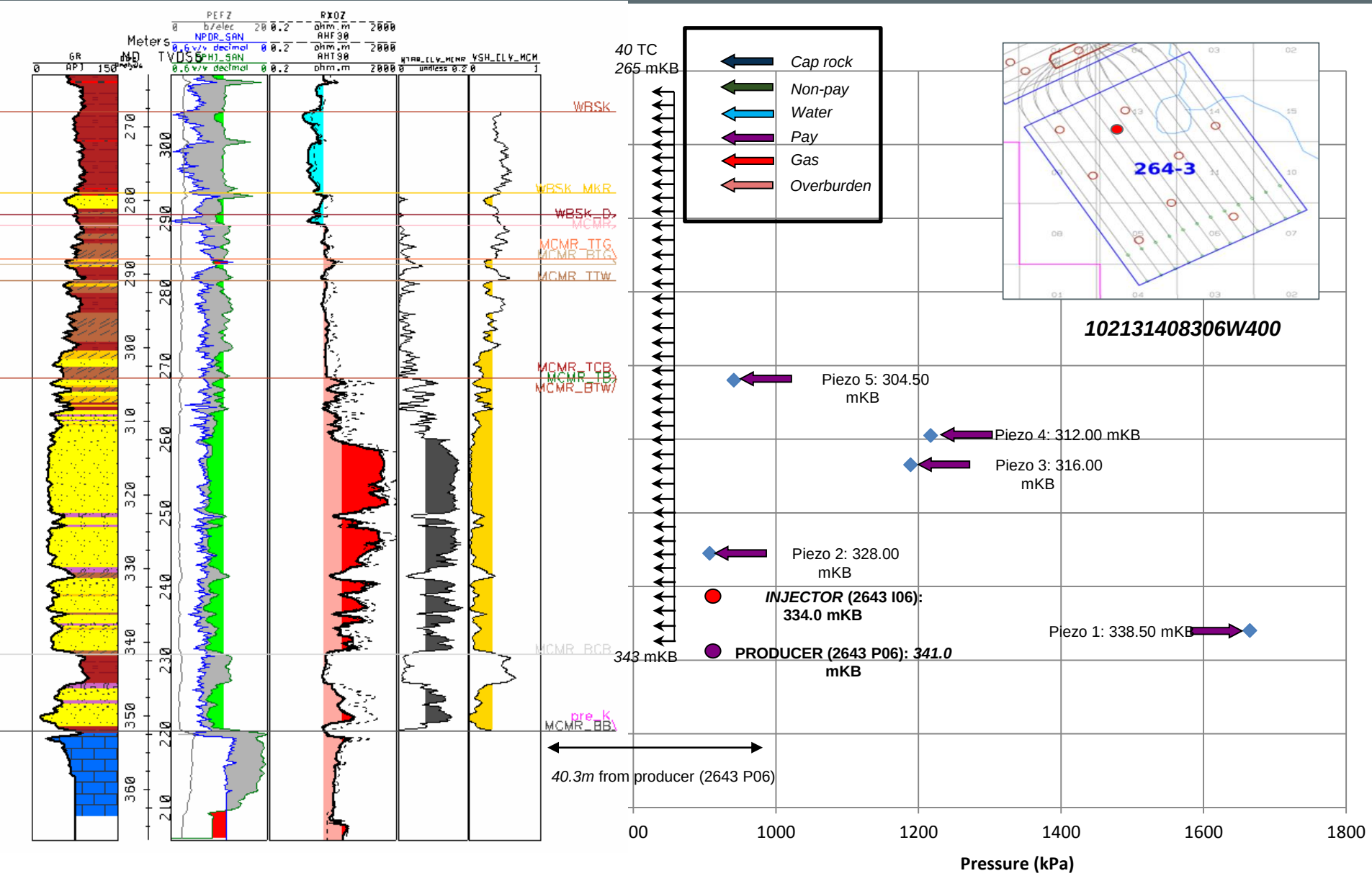

Pair 264-3-06

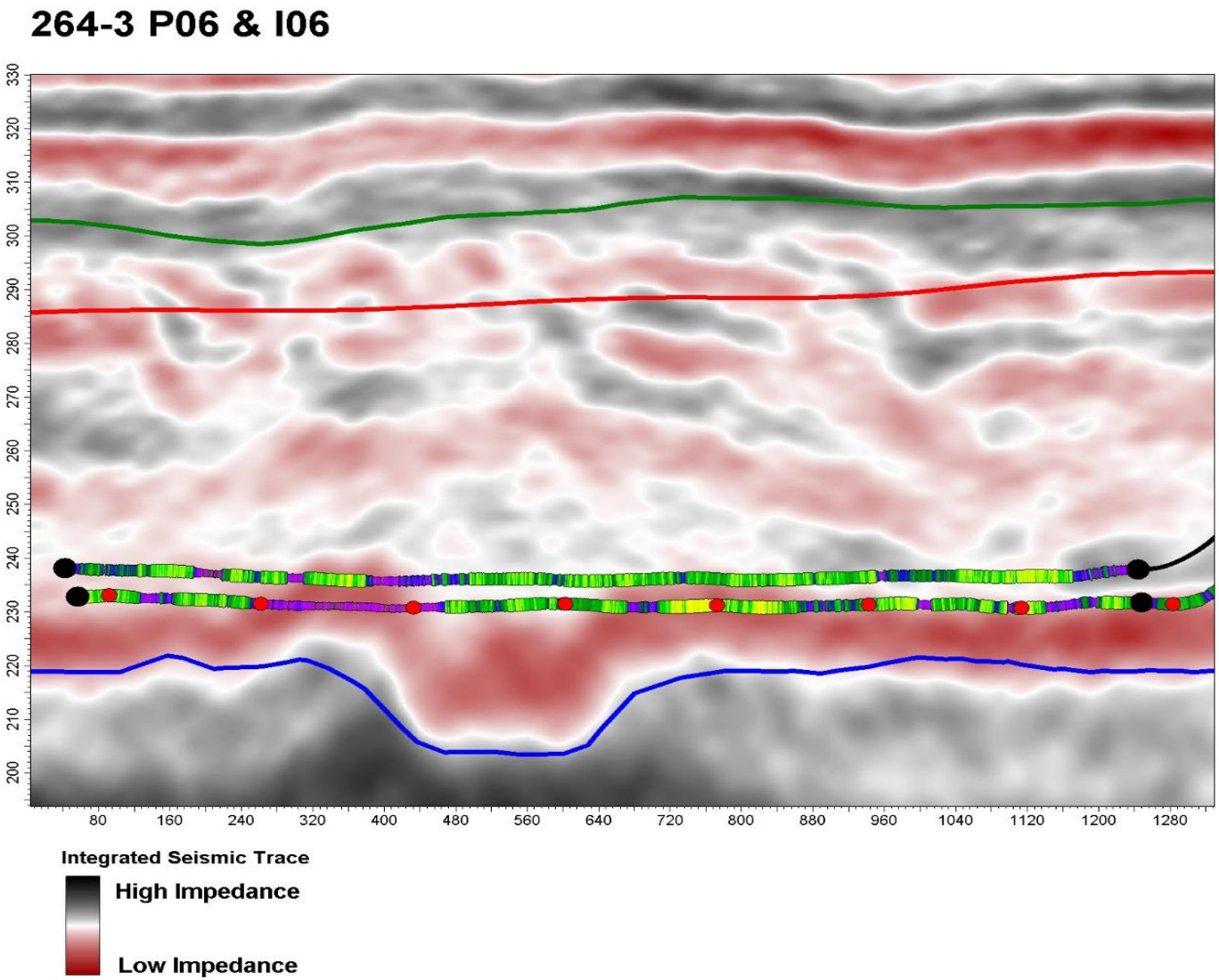
264-3 P06 & I06
330
320
310
300
290
280
270
260
250
240
230
220
210
200
80
160
240
320
400
480
560
640
720
800
880
960
1040
1120
1200
1280
Integrated Seismic Trace
High Impedance
Low Impedance

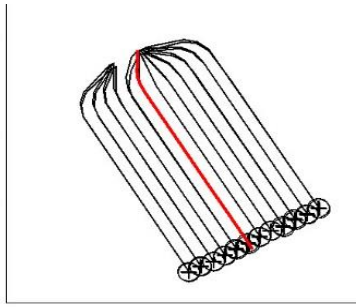


GR [gAPI]
140.00
120.00
100.00
80.00
60.00
40.00
20.00
Structural Surfaces:
WBSK
MCMR
BHL
Picks:
Thermocouple
Casing Point

264-3-P06-OBB Temperature vs. Depth

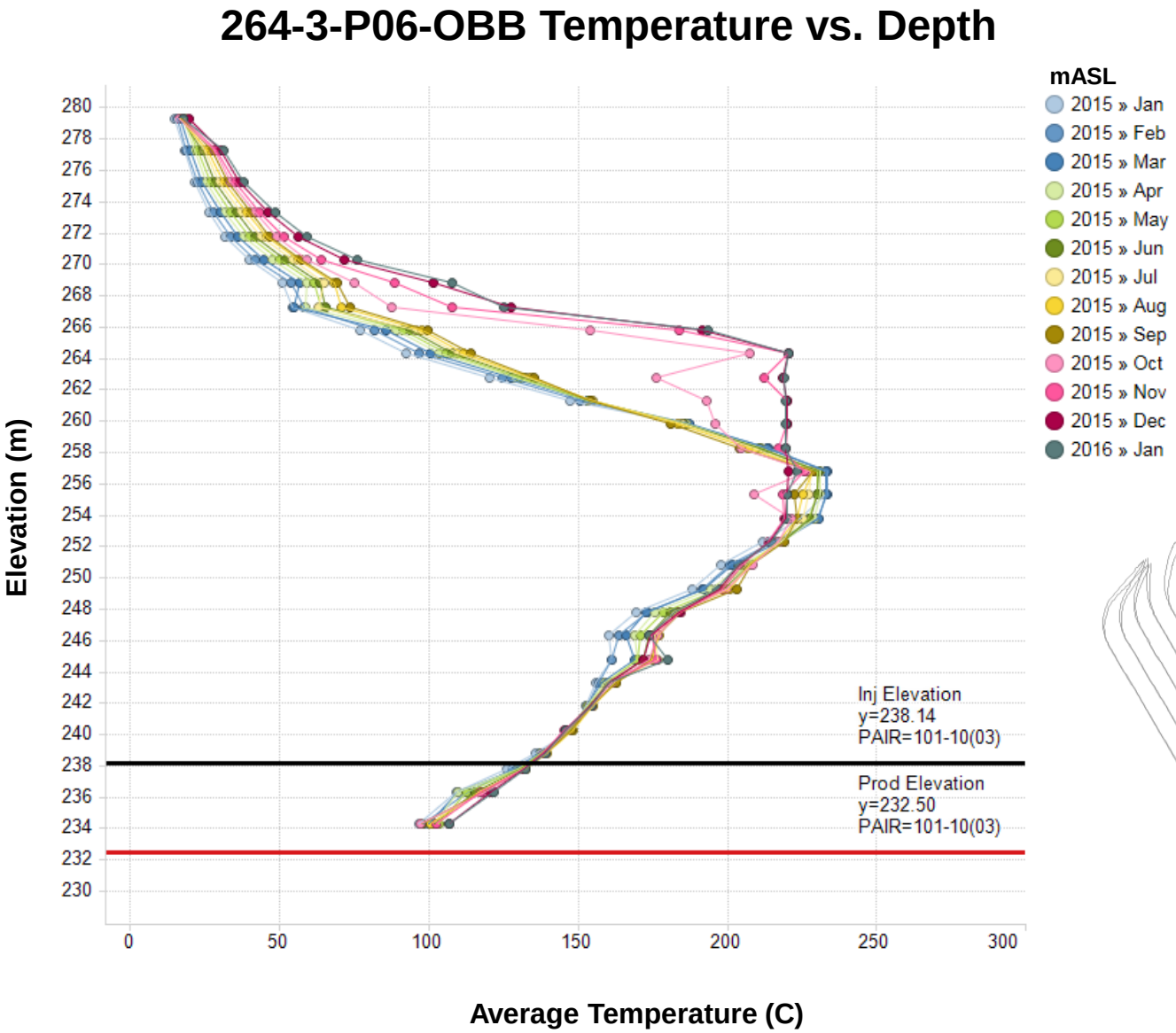

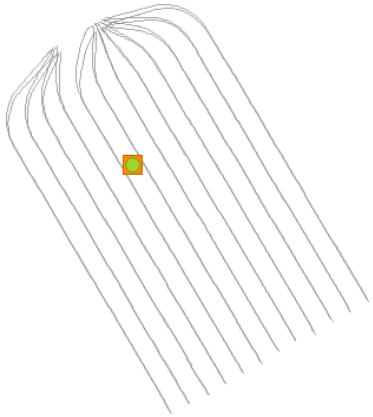

264-3-P06 OBB Piezometer Plot

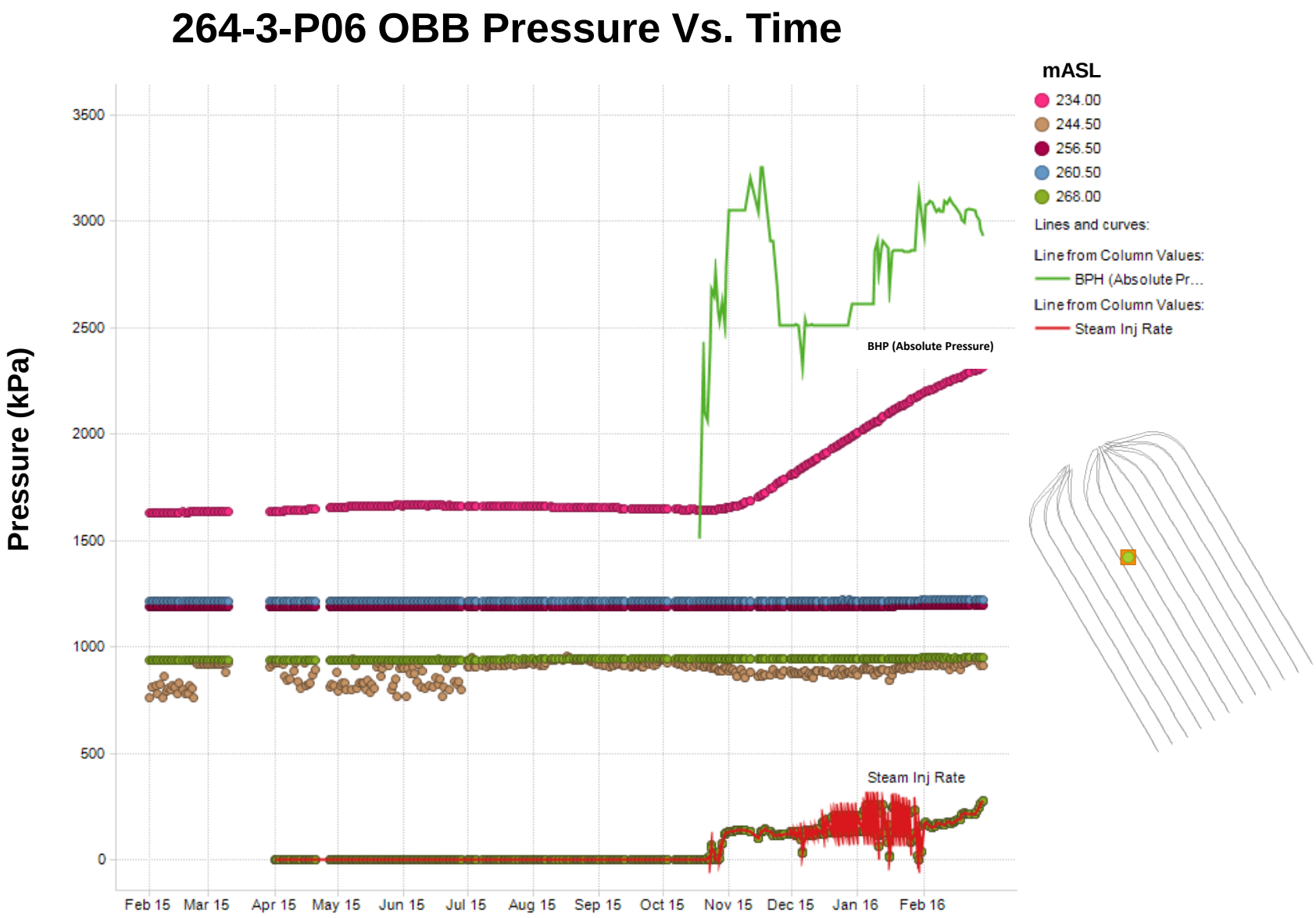

S2 DA 264-3 Well Pair 07

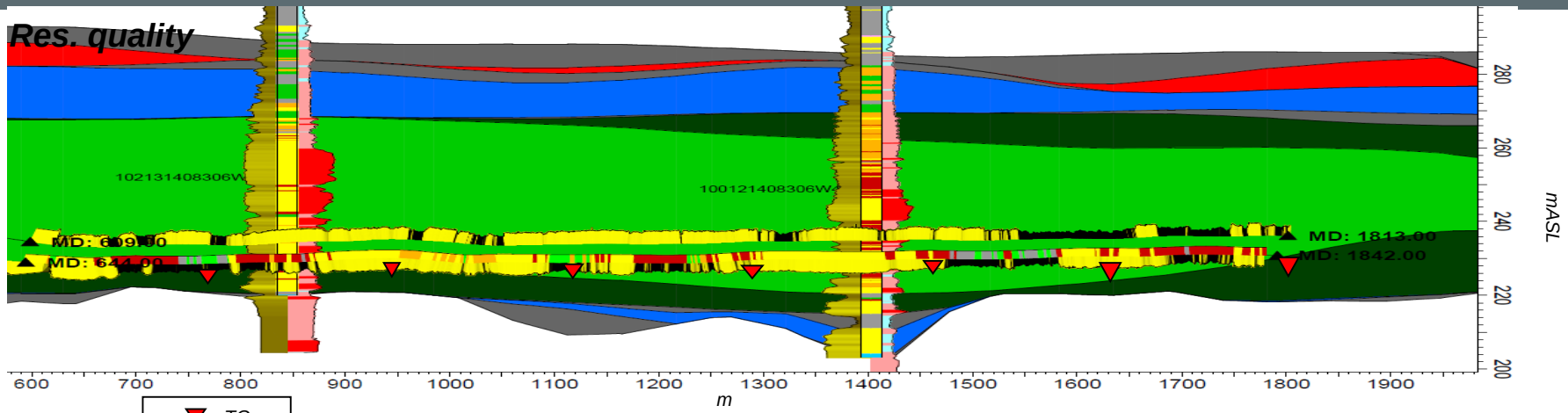

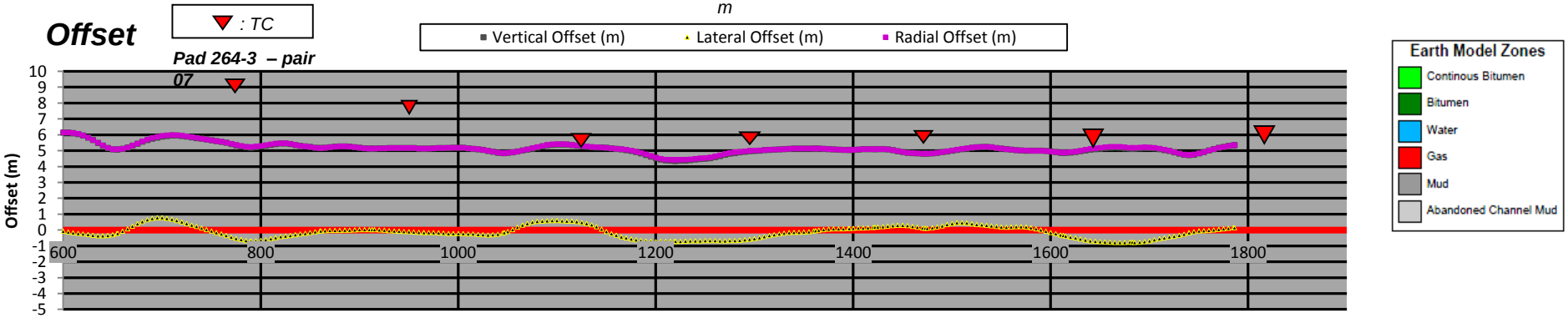

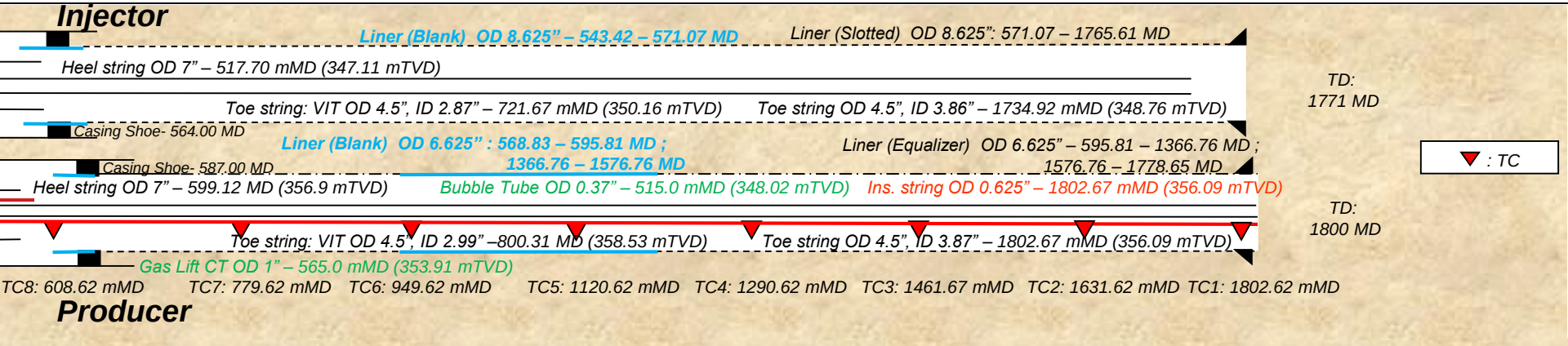

COPRC 2643P07OBD1 NEWBY 12-14-83-6 (COPRC 2643P05OBD1 NEWBY 12-14-83-6)

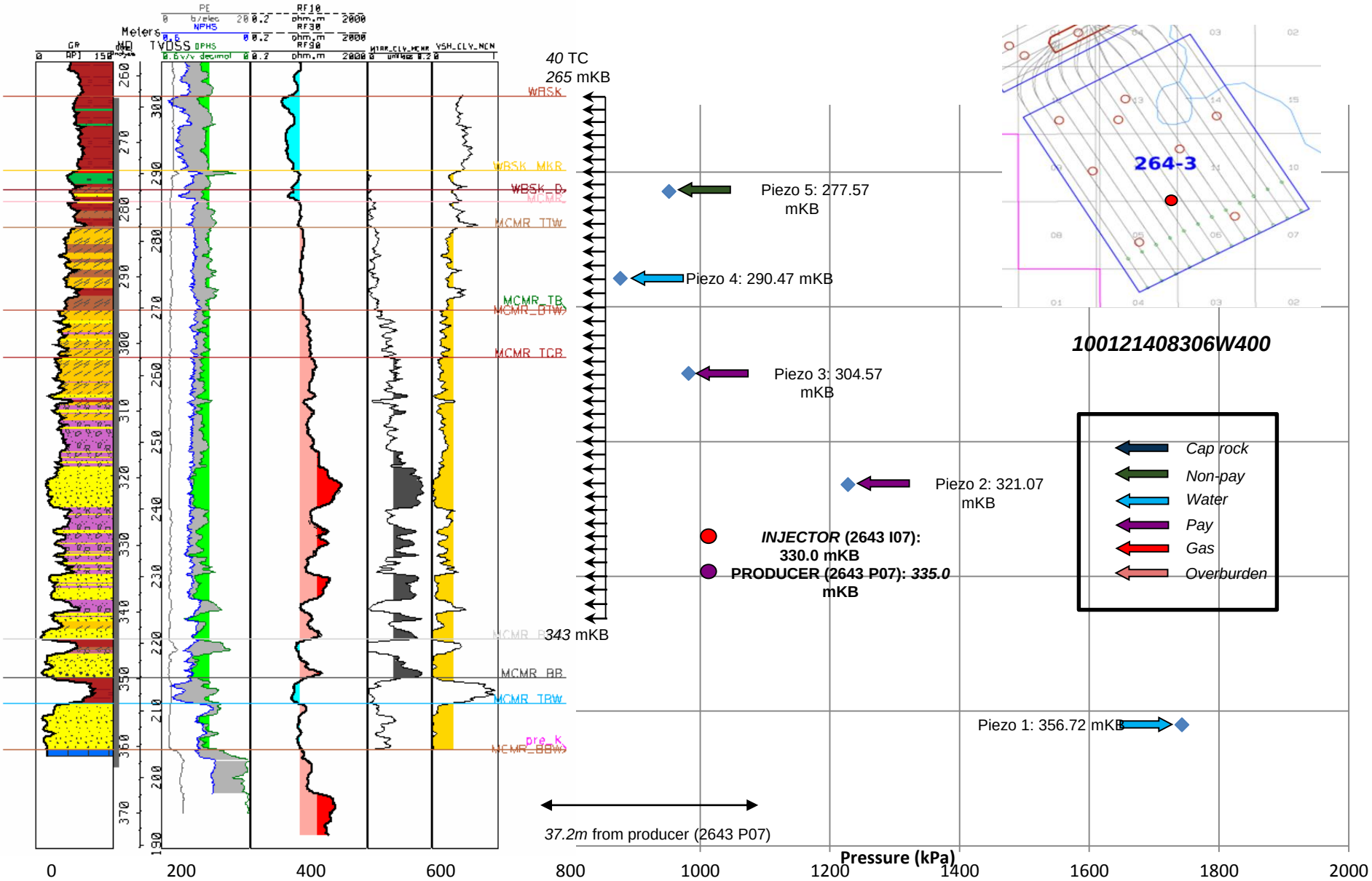

Pair 264-3-07

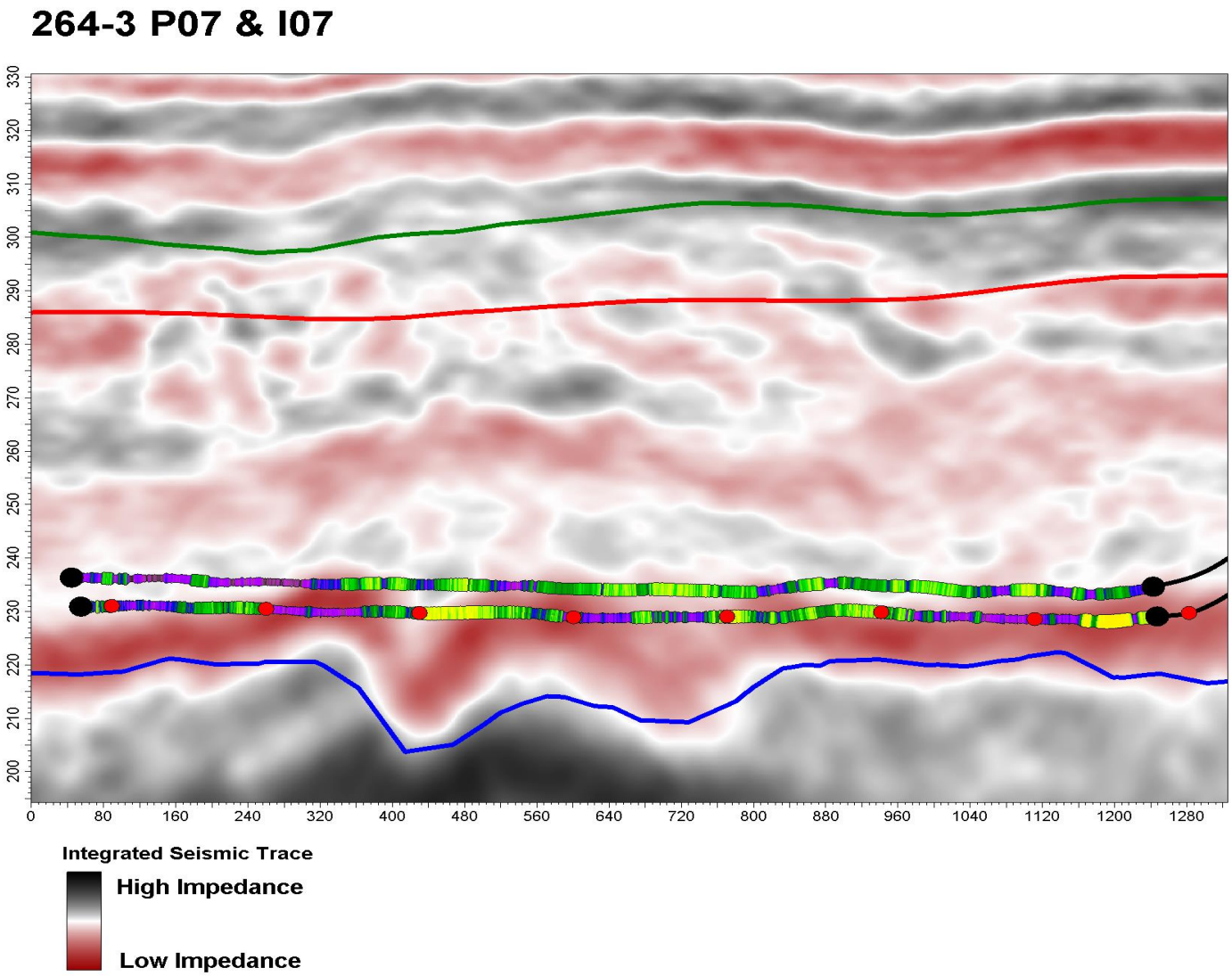
264-3 P07 & I07
330
320
310
300
290
280
270
260
250
240
230
220
210
200
0
80
160
240
320
400
480
560
640
720
800
880
960
1040
1120
1200
1280
Integrated Seismic Trace
High Impedance
Low Impedance

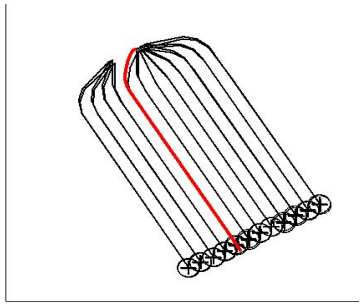


GR [gAPI]
140.00
120.00
100.00
80.00
60.00
40.00
20.00
Structural Surfaces:
WBSK
MCMR
BHL
Picks:
Thermocouple
Casing Point

264-3-P07-OBD Temperature vs. Depth

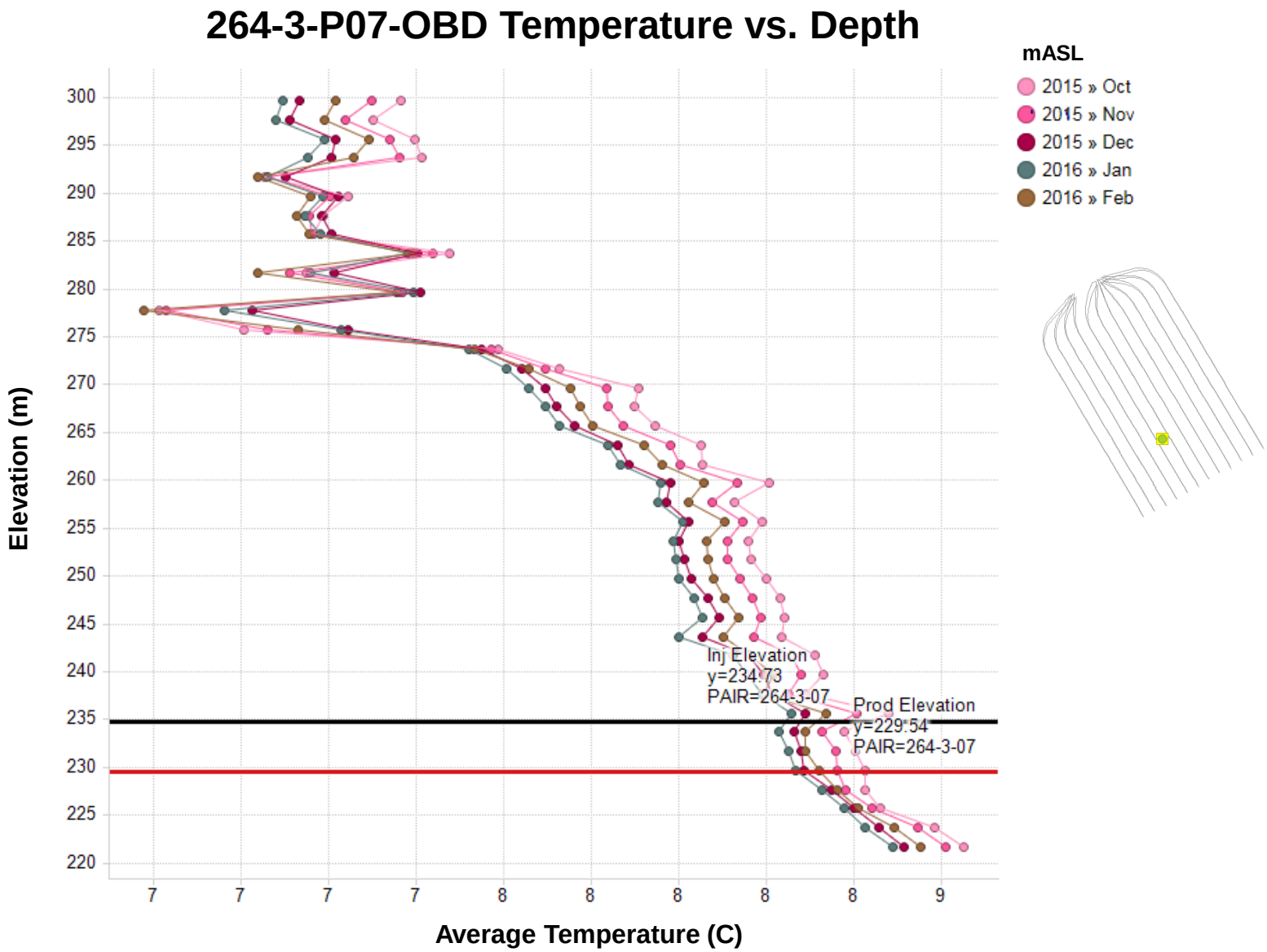

264-3-P07 OBD Piezometer Plot

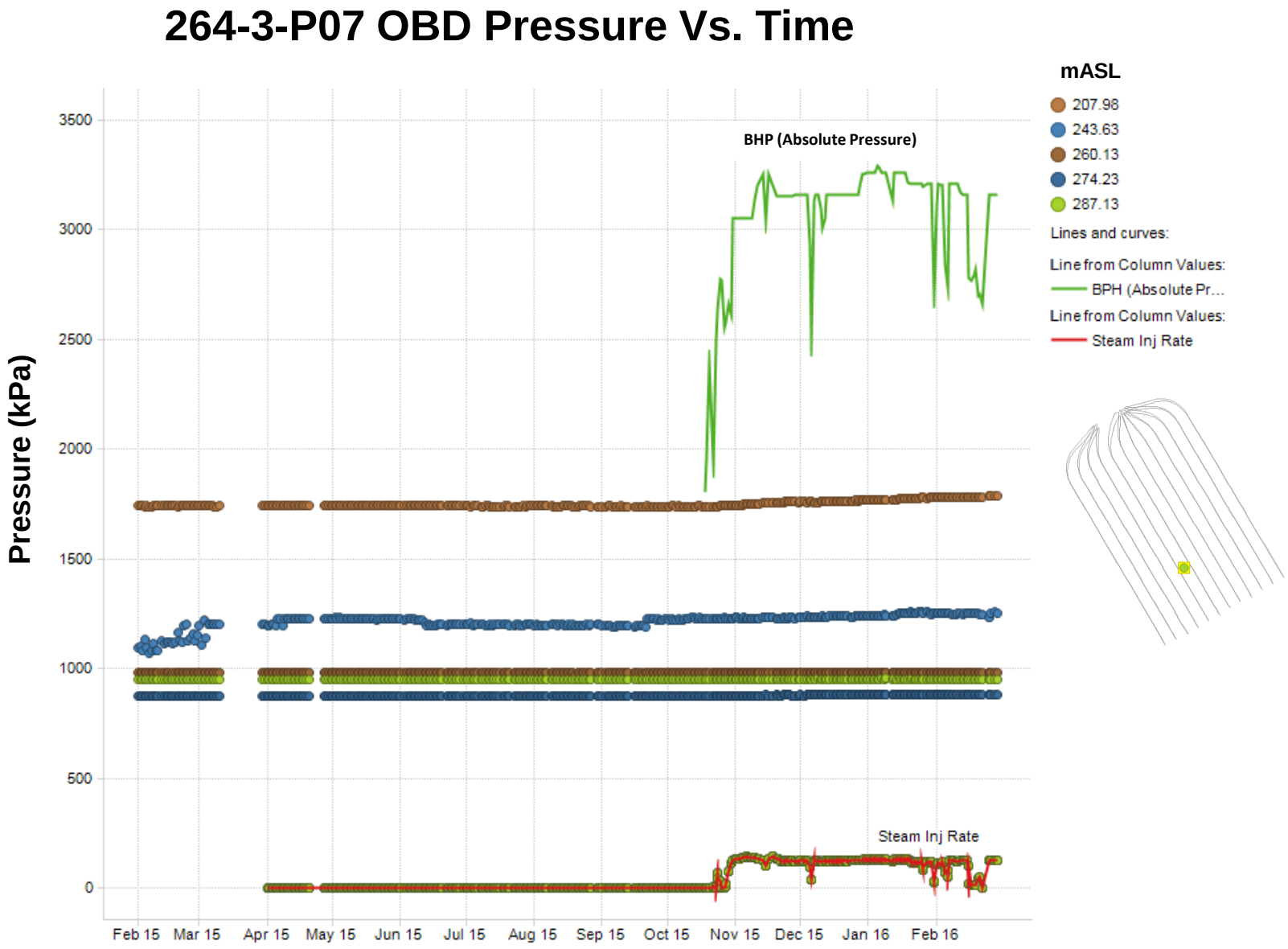

Pad 101 Monthly Average Steam Chamber Pressure

Pad 101 Injectors [kPa]

	BHP [kPa]	BHP [kPa]	BHP [kPa]	BHP [kPa]	BHP [kPa]	BHP [kPa]	BHP [kPa]	BHP [kPa]	BHP [kPa]	BHP [kPa]	BHP [kPa]	BHP [kPa]	BHP [kPa]	BHP [kPa]	BHP [kPa]	BHP [kPa]	BHP [kPa]	BHP [kPa]	BHP [kPa]	BHP [kPa]	BHP [kPa]
Surface Name	101-I01	101-I02	101-I03	101-I04	101-I05	101-I06	101-I08	101-I09	101-I10	101-I11	101-I12	101-I13	101-I14	101-I15	101-I16	101-I17	101-I18	101-I19	101-I20	101-P21	101-P22
Date [mm/dd/yy]	101-I10	101-I11	101-I12	101-I13	101-I14	101-I17	101-I02	101-I01	101-I03	101-I04	101-I05	101-I06	101-I16	101-I15	101-I07	101-I08	101-I09	101-I19	101-I20	101-P10	101-P11
Jan-15	1,500	1,487	1,484	1,586	1,684	2,096	2,842	2,753	2,849	2,946	2,725	2,167	2,055	1,716	2,014	1,983	1,928	2,100	2,206	N/A	N/A
Feb-15	1,520	1,458	1,441	1,621	1,657	2,031	2,917	2,825	2,897	2,997	2,798	2,169	1,991	1,766	1,962	1,946	1,901	2,058	2,163	N/A	N/A
Mar-15	1,567	1,488	1,437	1,694	1,665	2,055	2,853	2,682	2,836	2,938	2,615	2,204	1,998	1,774	1,952	1,932	1,900	2,091	2,178	N/A	N/A
Apr-15	1,582	1,521	1,425	1,656	1,698	2,142	2,768	2,611	2,750	2,814	2,682	2,307	2,064	1,802	1,961	1,956	1,905	2,180	2,256	N/A	N/A
May-15	1,589	1,498	1,454	1,651	1,709	2,180	2,714	2,568	2,672	2,724	2,575	2,108	2,106	1,807	1,945	1,932	1,883	2,214	2,287	N/A	N/A
Jun-15	1,617	1,510	1,470	1,649	1,736	2,231	2,690	2,539	2,643	2,700	2,532	2,162	2,141	1,845	1,936	1,947	1,892	2,259	2,321	N/A	N/A
Jul-15	1,653	1,496	1,511	1,661	1,743	2,196	1,824	2,476	2,786	2,608	2,488	2,033	2,127	1,878	1,884	1,943	1,877	2,240	2,285	N/A	N/A
Aug-15	1,583	1,522	1,591	1,717	1,738	2,243	2,516	2,400	2,579	2,476	2,407	1,977	2,165	1,912	1,897	1,946	1,889	2,281	2,311	N/A	N/A
Sep-15	1,415	1,528	1,586	1,825	1,779	2,296	2,473	2,331	2,434	2,462	2,333	1,909	2,214	1,940	1,908	1,943	1,896	2,313	2,348	N/A	N/A
Oct-15	1,405	1,542	1,580	1,806	1,849	2,248	2,388	2,239	2,358	2,379	2,257	1,966	2,187	1,958	1,922	1,950	1,878	2,245	2,268	N/A	N/A
Nov-15	1,343	1,544	1,554	1,785	1,817	2,181	2,329	2,155	2,352	2,352	2,211	2,027	2,128	1,913	1,913	1,940	1,861	2,146	2,188	N/A	N/A
Dec-15	1,321	1,496	1,534	1,798	1,747	2,107	2,292	2,083	2,309	2,354	2,227	2,088	2,076	1,878	1,968	1,961	1,881	2,088	2,105	N/A	N/A
Jan-16	1,350	1,550	1,553	1,785	1,805	2,064	2,267	2,047	2,302	2,324	2,208	2,211	2,033	1,824	2,070	2,039	1,944	2,041	2,052	N/A	N/A
Feb-16	1,355	1,533	1,588	1,791	1,758	2,052	2,243	2,079	2,322	2,250	2,137	2,302	2,015	1,824	2,163	2,084	1,997	1,970	2,046	N/A	N/A

Pad 101 Producers [kPa]

	BHP [kPa]	BHP [kPa]	BHP [kPa]	BHP [kPa]	BHP [kPa]	BHP [kPa]	BHP [kPa]	BHP [kPa]	BHP [kPa]	BHP [kPa]	BHP [kPa]	BHP [kPa]	BHP [kPa]	BHP [kPa]	BHP [kPa]	BHP [kPa]	BHP [kPa]	BHP [kPa]	BHP [kPa]	BHP [kPa]	BHP [kPa]
Surface Name	101-P01	101-P02	101-P03	101-P04	101-P05	101-P06	101-P08	101-P09	101-P10	101-P11	101-P12	101-P13	101-P14	101-P15	101-P16	101-P17	101-P18	101-P19	101-P20	101-P21	101-P22
Date [mm/dd/yy]	101-P10	101-P11	101-P12	101-P13	101-P14	101-P17	101-P02	101-P01	101-P03	101-P04	101-P05	101-P06	101-P16	101-P15	101-P07	101-P08	101-P09	101-P19	101-P20	101-P10	101-P11
Jan-15	1,292	1,240	1,428	1,385	1,370	1,839	2,815	2,260	N/A	2,598	2,670	1,839	1,614	1,702	1,685	1,470	1,727	1,943	2,039	1,658	1,478
Feb-15	1,315	1,154	1,400	1,356	1,348	1,534	2,772	2,273	N/A	2,359	2,609	1,758	1,555	1,490	1,449	1,469	1,714	1,868	2,009	1,551	1,502
Mar-15	1,334	1,167	1,420	1,316	1,395	1,568	2,769	2,607	N/A	2,280	2,575	1,968	1,536	1,562	1,477	1,504	1,738	1,915	2,033	1,575	1,556
Apr-15	1,366	1,198	1,462	1,320	1,425	1,648	2,732	2,417	N/A	2,144	2,466	2,174	1,512	1,604	1,494	1,533	1,763	2,027	2,144	1,617	1,607
May-15	1,357	1,231	1,459	1,367	1,429	1,694	2,674	2,262	N/A	2,049	2,380	1,962	1,520	1,603	1,466	1,540	1,744	2,057	2,182	1,614	1,602
Jun-15	1,349	1,235	1,483	1,394	1,436	1,682	2,669	2,209	N/A	2,014	2,371	1,970	1,576	1,610	1,455	1,537	1,733	2,110	2,214	1,768	1,611
Jul-15	1,362	1,248	1,478	1,416	1,450	1,665	1,960	2,139	2,208	1,938	2,335	1,910	1,611	1,674	1,455	1,523	1,730	2,093	2,177	2,099	1,616
Aug-15	1,368	1,265	1,483	1,449	1,479	1,681	2,333	2,058	1,878	1,830	2,279	1,801	1,661	1,741	1,457	1,529	1,725	2,102	2,220	2,345	1,594
Sep-15	1,342	1,305	1,466	1,478	1,512	1,739	2,179	1,928	1,875	1,748	2,227	1,761	1,704	1,767	1,440	1,566	1,710	2,139	2,232	1,979	1,585
Oct-15	1,365	1,320	1,510	1,604	1,515	1,758	2,139	2,118	2,118	1,661	2,159	1,739	1,679	1,718	1,424	1,789	1,703	2,109	2,090	1,654	1,593
Nov-15	1,394	1,344	1,524	1,562	1,528	1,647	2,077	2,027	1,981	1,633	2,694	1,715	1,673	1,664	1,413	1,604	1,712	1,990	2,016	1,672	1,609
Dec-15	1,428	1,406	1,501	1,566	1,553	1,491	2,036	2,039	1,792	1,619	2,028	1,782	1,616	1,654	1,450	1,583	1,796	1,920	1,896	1,896	1,634
Jan-16	1,445	1,287	1,481	1,555	1,595	1,439	2,009	1,914	1,787	1,552	1,930	1,878	1,557	1,639	1,468	1,649	1,842	1,839	1,905	1,750	1,611
Feb-16	1,460	1,275	1,456	1,542	1,548	1,433	1,985	1,926	1,745	1,493	1,900	1,970	1,529	1,640	1,445	1,671	1,893	1,842	1,952	1,517	1,616

Pad 102 Monthly Average Steam Chamber Pressure

Pad 102 Injectors [kPa]

	BHP [kPa]	BHP [kPa]	BHP [kPa]	BHP [kPa]	BHP [kPa]	BHP [kPa]	BHP [kPa]	BHP [kPa]	BHP [kPa]	BHP [kPa]	BHP [kPa]	BHP [kPa]	BHP [kPa]	BHP [kPa]	BHP [kPa]	BHP [kPa]	BHP [kPa]	BHP [kPa]	BHP [kPa]	BHP [kPa]
Surface Name	102-I01	102-I02	102-I03	102-I04	102-I05	102-I06	102-I07	102-I08	102-I09	102-I10	102-I11	102-I12	102-I13	102-I14	102-I15	102-I16	102-I17	102-I18	102-I21	102-I22
Date [mm/dd/yy]	102-I01	102-I02	102-I03	102-I04	102-I05	102-I06	102-I07	102-I08	102-I09	102-I10	102-I11	102-I12	102-I13	102-I14	102-I15	102-I16	102-I17	102-I18	102-I21	102-I22
Jan-15	2,268	2,377	2,522	2,059	2,096	1,694	2,068	1,962	1,994	2,976	1,908	1,963	1,814	1,823	1,843	1,825	1,869	1,856	N/A	N/A
Feb-15	2,276	2,393	2,531	2,056	2,087	1,617	2,065	1,931	2,001	3,017	1,911	1,939	1,763	1,774	1,814	1,795	1,842	1,839	N/A	N/A
Mar-15	2,306	2,410	2,531	2,045	2,071	1,592	2,052	1,938	1,988	2,701	1,946	1,957	1,784	1,791	1,828	1,802	1,842	1,852	N/A	N/A
Apr-15	2,336	2,422	2,579	2,029	2,044	1,545	2,032	1,929	1,974	2,518	1,992	1,976	1,786	1,793	1,802	1,805	1,854	1,854	N/A	N/A
May-15	2,367	2,447	2,626	2,003	2,024	1,495	2,014	1,902	1,947	2,477	2,011	1,982	1,782	1,781	1,813	1,794	1,795	1,850	N/A	N/A
Jun-15	2,402	2,531	2,678	1,986	2,017	1,502	2,006	1,890	1,936	2,556	2,027	2,002	1,802	1,796	1,795	1,782	1,778	1,851	N/A	N/A
Jul-15	2,454	2,651	2,789	1,978	2,027	1,500	1,997	1,896	1,850	2,637	1,986	2,008	1,803	1,820	1,829	1,794	1,872	1,860	N/A	N/A
Aug-15	2,525	2,824	3,379	2,018	2,068	1,571	2,021	1,948	2,015	2,682	1,962	2,011	1,778	1,843	1,848	1,829	1,900	1,902	N/A	N/A
Sep-15	2,640	2,934	3,754	2,049	2,106	1,615	2,074	2,011	2,064	2,713	1,984	2,036	1,821	1,864	1,863	1,873	1,974	1,964	N/A	N/A
Oct-15	2,599	2,902	3,256	2,079	2,105	1,645	2,103	2,027	2,067	2,644	1,976	2,043	1,902	1,889	1,951	1,908	2,013	2,001	N/A	N/A
Nov-15	2,698	2,827	2,721	2,087	2,155	1,668	2,169	2,026	2,099	2,599	1,998	2,063	1,897	1,907	1,953	1,936	2,039	2,041	N/A	N/A
Dec-15	2,588	2,756	3,112	2,144	2,159	1,848	2,236	2,079	2,154	2,586	2,038	2,102	1,963	1,942	1,953	1,980	2,074	2,071	N/A	N/A
Jan-16	2,707	2,835	3,230	2,218	2,304	1,841	2,275	2,050	2,160	2,670	2,067	2,118	1,942	1,977	1,945	2,009	2,097	2,092	N/A	N/A
Feb-16	2,726	2,565	3,057	2,292	2,370	2,020	2,393	2,119	2,187	2,633	2,073	2,121	1,952	1,988	1,978	2,035	2,120	2,104	N/A	N/A

Pad 102 Producers [kPa]

	BHP [kPa]	BHP [kPa]	BHP [kPa]	BHP [kPa]	BHP [kPa]	BHP [kPa]	BHP [kPa]	BHP [kPa]	BHP [kPa]	BHP [kPa]	BHP [kPa]	BHP [kPa]	BHP [kPa]	BHP [kPa]	BHP [kPa]	BHP [kPa]	BHP [kPa]	BHP [kPa]	BHP [kPa]	BHP [kPa]
Surface Name	102-P01	102-P02	102-P03	102-P04	102-P05	102-P06	102-P07	102-P08	102-P09	102-P10	102-P11	102-P12	102-P13	102-P14	102-P15	102-P16	102-P17	102-P18	102-P21	102-P22
Date [mm/dd/yy]	102-P01	102-P02	102-P03	102-P04	102-P05	102-P06	102-P07	102-P08	102-P09	102-P10	102-P11	102-P12	102-P13	102-P14	102-P15	102-P16	102-P17	102-P18	102-P21	102-P22
Jan-15	2,060	1,789	1,814	1,639	1,790	1,643	1,330	1,573	1,716	2,474	1,790	1,463	1,698	1,585	1,717	1,707	1,456	1,542	N/A	N/A
Feb-15	2,099	1,779	1,824	1,651	1,719	1,417	1,298	1,449	1,614	2,478	1,793	1,396	1,662	1,611	1,691	1,673	1,364	1,525	N/A	N/A
Mar-15	2,163	1,767	1,851	1,659	1,703	1,395	1,302	1,426	1,587	2,323	1,849	1,406	1,688	1,567	1,697	1,676	1,357	1,562	N/A	N/A
Apr-15	2,179	1,845	1,907	1,627	1,659	1,384	1,301	1,416	1,657	2,185	1,894	1,412	1,642	1,554	1,715	1,691	1,372	1,571	N/A	N/A
May-15	2,196	1,888	1,943	1,585	1,631	1,379	1,332	1,392	1,600	2,144	1,917	1,415	1,623	1,574	1,705	1,672	1,284	1,556	N/A	N/A
Jun-15	2,212	1,891	2,038	1,553	1,620	1,384	1,383	1,389	1,593	2,240	1,925	1,437	1,610	1,577	1,712	1,691	1,383	1,565	N/A	N/A
Jul-15	2,298	1,970	2,147	1,529	1,625	1,372	1,386	1,395	1,727	2,283	1,859	1,432	1,618	1,598	1,730	1,704	1,411	1,592	N/A	N/A
Aug-15	2,322	2,109	2,577	1,518	1,619	1,374	1,402	1,400	1,799	2,295	1,818	1,435	1,637	1,617	1,758	1,733	1,463	1,606	N/A	N/A
Sep-15	2,472	2,226	2,871	1,476	1,748	1,522	1,438	1,453	1,826	2,331	1,843	1,530	1,656	1,647	1,793	1,764	1,488	1,645	N/A	N/A
Oct-15	2,498	2,259	2,552	1,491	1,763	1,469	1,472	1,476	1,835	2,218	1,829	2,097	1,664	1,661	1,801	1,776	1,503	1,670	N/A	N/A
Nov-15	2,486	2,206	2,403	1,489	1,856	1,493	1,500	1,484	1,832	2,171	1,868	2,087	1,685	1,671	1,826	1,808	1,487	1,678	N/A	N/A
Dec-15	2,614	2,162	915	1,635	2,036	1,554	1,535	1,518	1,855	2,099	1,891	2,007	1,714	1,682	1,872	1,852	1,509	1,692	N/A	N/A
Jan-16	2,392	2,180	703	1,809	1,979	1,605	1,587	1,533	1,859	2,178	1,921	1,958	1,754	1,762	1,886	1,893	1,453	1,746	N/A	N/A
Feb-16	2,454	2,193	620	1,604	1,886	1,629	1,681	1,521	1,884	2,120	1,930	1,899	1,761	1,826	1,910	1,911	1,381	1,765	N/A	N/A

Pad 103 Monthly Average Steam Chamber Pressure

Pad 103 Injectors [kPa]

	BHP [kPa]	BHP [kPa]	BHP [kPa]	BHP [kPa]	BHP [kPa]	BHP [kPa]	BHP [kPa]	BHP [kPa]	BHP [kPa]	BHP [kPa]	BHP [kPa]	BHP [kPa]
Surface Name	103-I01	103-I02	103-I03	103-I04	103-I05	103-I06	103-I07	103-I08	103-I09	103-I10	103-I11	103-I12
Date [mm/dd/yy]	103-I01	103-I02	103-I03	103-I04	103-I05	103-I06	103-I07	103-I08	103-I09	103-I10	103-I11	103-I12
Apr-15	3,489	3,483	N/A	N/A	N/A	N/A	N/A	N/A	N/A	N/A	N/A	N/A
May-15	3,492	3,224	3,377	3,344	N/A	N/A	N/A	N/A	N/A	N/A	N/A	N/A
Jun-15	3,768	3,653	3,710	3,673	N/A	N/A	N/A	N/A	N/A	N/A	N/A	N/A
Jul-15	3,843	3,907	3,781	3,677	3,465	3,479	N/A	N/A	N/A	N/A	N/A	N/A
Aug-15	4,011	3,887	3,883	3,977	3,888	3,499	N/A	N/A	N/A	N/A	N/A	N/A
Sep-15	3,820	3,845	3,776	3,738	3,670	3,386	3,119	3,237	N/A	N/A	N/A	N/A
Oct-15	4,026	4,039	3,912	3,962	3,700	4,064	3,825	3,647	N/A	N/A	N/A	3,194
Nov-15	4,099	4,089	4,025	4,088	3,982	4,099	3,821	4,030	3,555	3,842	2,978	3,141
Dec-15	3,963	4,098	4,026	4,085	4,037	4,106	3,674	4,060	3,866	3,585	2,542	2,770
Jan-16	4,051	4,019	3,899	4,033	4,028	4,122	3,944	4,130	3,718	3,779	2,591	2,701
Feb-16	4,269	4,236	4,254	4,303	4,281	4,342	4,328	4,324	3,731	3,266	2,965	2,698
Mar-16	4,244	4,259	4,192	4,268	4,219	4,251	4,268	4,292	3,491	3,498	2,990	3,009

Pad 103 Producers [kPa]

	BHP [kPa]	BHP [kPa]	BHP [kPa]	BHP [kPa]	BHP [kPa]	BHP [kPa]	BHP [kPa]	BHP [kPa]	BHP [kPa]	BHP [kPa]	BHP [kPa]	BHP [kPa]
Surface Name	103-P01	103-P02	103-P03	103-P04	103-P05	103-P06	103-P07	103-P08	103-P09	103-P10	103-P11	103-P12
Date [mm/dd/yy]	103-P01	103-P02	103-P03	103-P04	103-P05	103-P06	103-P07	103-P08	103-P09	103-P10	103-P11	103-P12
Apr-15	3579.361	3670.113	N/A	N/A	N/A	N/A	N/A	N/A	N/A	N/A	N/A	N/A
May-15	3641.027	3598.914	3533.352	3670.751	N/A	N/A	N/A	N/A	N/A	N/A	N/A	N/A
Jun-15	3790.301	3782.051	3819.083	3658.257	N/A	N/A	N/A	N/A	N/A	N/A	N/A	N/A
Jul-15	3814.481	3761.351	3853.602	3315.562	3677.828	3444.718	N/A	N/A	N/A	N/A	N/A	N/A
Aug-15	3989.912	3661.004	3791.365	3528.504	3834.806	3055.721	N/A	N/A	N/A	N/A	N/A	N/A
Sep-15	3866.126	3511.391	3765.074	3512.052	3610.216	3116.371	3303.291	3457.113	N/A	N/A	N/A	N/A
Oct-15	4035.28	3644.121	3855.657	3532.632	3659.872	3754.919	3959.025	3749.509	N/A	3217.348	N/A	3136.15
Nov-15	4072.185	3558.011	3987.793	3638.061	3834.589	3778.979	3939.325	3569.508	3503.859	3668.098	3036.505	3433.35
Dec-15	3907.325	3369.352	3985.58	3378.315	3941.807	3725.119	3746.397	3644.166	3886.4	3614.119	2520.383	2691
Jan-16	3941.67	3308.51	3894.473	3251.985	3775.014	3720.411	3777.179	3660.459	3737.787	3612.947	2488.121	2540.896
Feb-16	4121.352	3189.871	4167.091	3236.452	4025.456	3865.733	4186.074	3619.984	3641.473	3127.093	2847.643	2264.801

Pad 262-3 Monthly Average BHP

Pad 262-3 Injectors [kPa]

	BHP [kPa]	BHP [kPa]	BHP [kPa]	BHP [kPa]	BHP [kPa]	BHP [kPa]	BHP [kPa]	BHP [kPa]	BHP [kPa]	BHP [kPa]	BHP [kPa]
Surface Name	262-3-I01	262-3-I02	262-3-I03	262-3-I04	262-3-I05	262-3-I06	262-3-I07	262-3-I08	262-3-I09	262-3-I10	262-3-I11
Date [mm/dd/yy]	262-3-I01	262-3-I02	262-3-I03	262-3-I04	262-3-I05	262-3-I06	262-3-I07	262-3-I08	262-3-I09	262-3-I10	262-3-I11
Aug-15	N/A	N/A	N/A	N/A	N/A	N/A	N/A	N/A	N/A	N/A	N/A
Sep-15	N/A	N/A	N/A	N/A	N/A	N/A	N/A	N/A	N/A	N/A	N/A
Oct-15	N/A	N/A	N/A	N/A	N/A	N/A	N/A	N/A	N/A	N/A	N/A
Nov-15	N/A	N/A	N/A	N/A	N/A	N/A	N/A	N/A	N/A	N/A	N/A
Dec-15	2,648	2,680	2,666	2,397	2,322	2,153	2,244	2,264	2,606	2,675	2,662
Jan-16	3,400	3,400	3,400	3,400	3,381	3,381	3,383	3,400	3,400	3,400	3,400
Feb-16	3,399	3,399	3,399	3,399	3,398	3,399	3,399	3,399	3,398	3,398	3,387
Mar-16	3,395	3,395	3,399	3,395	3,395	3,395	3,395	3,395	3,393	3,395	3,398

Pad 262-3 Producers [kPa]

	BHP [kPa]	BHP [kPa]	BHP [kPa]	BHP [kPa]	BHP [kPa]	BHP [kPa]	BHP [kPa]	BHP [kPa]	BHP [kPa]	BHP [kPa]	BHP [kPa]	BHP [kPa]
Surface Name	262-3-P01	262-3-P02	262-3-P03	262-3-P04	262-3-P05	262-3-P06	262-3-P07	262-3-P08	262-3-P09	262-3-P10	262-3-P11	262-3-P12
Date [mm/dd/yy]	262-3-P01	262-3-P02	262-3-P03	262-3-P04	262-3-P05	262-3-P06	262-3-P07	262-3-P08	262-3-P09	262-3-P10	262-3-P11	262-3-P12
Aug-15	N/A	N/A	N/A	N/A	N/A	N/A	N/A	N/A	N/A	N/A	N/A	N/A
Sep-15	N/A	N/A	N/A	N/A	N/A	N/A	N/A	N/A	N/A	N/A	N/A	N/A
Oct-15	N/A	N/A	N/A	N/A	N/A	N/A	N/A	N/A	N/A	N/A	N/A	N/A
Nov-15	N/A	N/A	N/A	N/A	N/A	N/A	N/A	N/A	N/A	N/A	N/A	N/A
Dec-15	2,599	2,538	2,239	2,318	2,253	2,082	2,031	2,279	2,417	2,582	2,653	2,230
Jan-16	3,358	3,358	3,359	3,357	3,336	3,333	3,323	3,357	3,358	3,350	3,359	3,359
Feb-16	3,360	3,358	3,360	3,358	3,360	3,358	3,359	3,358	3,359	3,350	3,352	3,360
Mar-16	3,325	3,323	3,285	3,322	3,324	3,323	3,324	3,327	3,324	3,315	3,318	3,316

Pad 263-1 Monthly Average BHP

Pad 263-1 Injectors [kPa]

	BHP [kPa]	BHP [kPa]	BHP [kPa]	BHP [kPa]	BHP [kPa]	BHP [kPa]	BHP [kPa]	BHP [kPa]	BHP [kPa]	BHP [kPa]	BHP [kPa]
Surface Name	263-1-I01	263-1-I02	263-1-I03	263-1-I04	263-1-I05	263-1-I06	263-1-I07	263-1-I08	263-1-I09	263-1-I10	263-1-I11
Date [mm/dd/yy]	263-1-I01	263-1-I02	263-1-I03	263-1-I04	263-1-I05	263-1-I06	263-1-I07	263-1-I08	263-1-I09	263-1-I10	263-1-I11
Aug-15	1,793	1,779	1,865	1,800	1,674	1,790	1,703	1,874	1,762	1,698	1,724
Sep-15	2,846	2,830	2,474	2,451	2,416	2,560	2,526	2,479	2,645	2,582	2,782
Oct-15	3,236	3,254	3,149	3,127	2,981	3,143	3,106	3,151	3,200	3,149	3,232
Nov-15	3,315	3,337	3,366	3,376	3,390	3,304	3,244	3,186	3,245	3,325	3,306
Dec-15	3,328	3,380	3,284	3,310	3,369	3,225	3,343	3,383	3,383	3,295	3,343
Jan-16	3,396	3,397	3,388	3,388	3,223	3,394	3,387	3,371	3,387	3,373	3,395
Feb-16	3,405	3,407	3,370	3,398	2,931	3,403	3,379	3,402	3,406	3,406	3,408
Mar-16	3,562	3,563	3,550	3,543	2,179	3,481	3,435	3,561	3,562	3,563	3,563

Pad 263-1 Producers [kPa]

	BHP [kPa]	BHP [kPa]	BHP [kPa]	BHP [kPa]	BHP [kPa]	BHP [kPa]	BHP [kPa]	BHP [kPa]	BHP [kPa]	BHP [kPa]	BHP [kPa]
Surface Name	263-1-P01	263-1-P02	263-1-P03	263-1-P04	263-1-P05	263-1-P06	263-1-P07	263-1-P08	263-1-P09	263-1-P10	263-1-P11
Date [mm/dd/yy]	263-1-P01	263-1-P02	263-1-P03	263-1-P04	263-1-P05	263-1-P06	263-1-P07	263-1-P08	263-1-P09	263-1-P10	263-1-P11
Aug-15	2,467	1,939	1,953	1,987	1,899	1,878	1,836	1,894	1,835	1,775	1,772
Sep-15	2,884	2,804	2,463	2,483	2,424	2,451	2,457	2,380	2,535	2,652	2,694
Oct-15	2,892	2,909	3,173	3,154	3,003	2,915	2,900	2,911	2,945	3,187	2,883
Nov-15	2,718	2,701	3,354	3,360	3,394	2,657	2,892	2,780	2,678	3,371	2,670
Dec-15	2,887	2,845	3,245	3,248	3,348	2,569	3,046	3,097	2,924	3,316	2,618
Jan-16	2,951	2,967	3,313	3,329	3,150	2,894	3,208	2,866	2,810	3,319	2,800
Feb-16	2,699	3,000	3,146	3,199	2,943	3,001	3,161	2,765	2,836	3,243	2,963
Mar-16	2,879	3,087	3,339	3,319		3,073	3,180	3,092	3,073	3,441	3,072

Pad 263-2 Monthly Average BHP

Pad 263-2 Injectors [kPa]

	BHP [kPa]	BHP [kPa]	BHP [kPa]	BHP [kPa]	BHP [kPa]	BHP [kPa]	BHP [kPa]	BHP [kPa]	BHP [kPa]	BHP [kPa]	BHP [kPa]
Surface Name	263-2-I01	263-2-I02	263-2-I03	263-2-I04	263-2-I05	263-2-I06	263-2-I07	263-2-I08	263-2-I09	263-2-I10	263-2-I11
Date [mm/dd/yy]	263-2-I01	263-2-I02	263-2-I03	263-2-I04	263-2-I05	263-2-I06	263-2-I07	263-2-I08	263-2-I09	263-2-I10	263-2-I11
Aug-15	2,111	2,046	2,076	2,024	2,179	2,079	2,035	1,947	1,977	1,937	1,987
Sep-15	3,008	2,975	2,935	2,918	2,915	2,916	2,936	2,951	2,945	2,997	2,993
Oct-15	3,183	3,188	3,177	3,189	3,195	3,196	3,197	3,196	3,196	3,203	3,197
Nov-15	3,223	3,204	3,217	3,247	3,194	3,265	3,228	3,258	3,259	3,271	3,018
Dec-15	3,257	3,263	3,263	3,253	3,240	3,235	3,278	3,286	3,271	3,275	3,262
Jan-16	3,292	3,298	3,298	2,932	3,299	3,299	3,263	3,299	3,298	3,296	3,114
Feb-16	3,303	3,308	3,306	2,589	3,310	3,307	3,254	3,308	3,308	3,306	3,297
Mar-16	3,520	3,518	3,483	3,271	3,514	3,518	3,496	3,513	3,518	3,512	2,642

Pad 263-2 Producers [kPa]

	BHP [kPa]	BHP [kPa]	BHP [kPa]	BHP [kPa]	BHP [kPa]	BHP [kPa]	BHP [kPa]	BHP [kPa]	BHP [kPa]	BHP [kPa]	BHP [kPa]
Surface Name	263-2-P01	263-2-P02	263-2-P03	263-2-P04	263-2-P05	263-2-P06	263-2-P07	263-2-P08	263-2-P09	263-2-P10	263-2-P11
Date [mm/dd/yy]	263-2-P01	263-2-P02	263-2-P03	263-2-P04	263-2-P05	263-2-P06	263-2-P07	263-2-P08	263-2-P09	263-2-P10	263-2-P11
Aug-15	1,952	1,920	2,022	2,178	1,998	2,069	2,014	2,057	1,990	2,069	2,074
Sep-15	3,036	2,993	2,937	2,937	2,923	2,966	2,977	2,925	2,953	2,998	3,010
Oct-15	3,236	3,225	3,173	3,223	3,228	3,228	3,222	3,198	3,224	3,233	3,226
Nov-15	3,244	3,241	3,175	3,237	3,187	3,209	3,150	3,196	3,204	3,246	3,081
Dec-15	3,092	3,053	3,057	2,977	3,056	3,101	3,112	3,057	3,095	3,094	3,099
Jan-16	3,132	2,900	3,146	2,847	3,091	3,110	3,154	3,136	3,156	3,156	2,861
Feb-16	3,087	2,991	3,135	2,632	3,104	3,139	3,207	3,157	3,166	3,178	3,200
Mar-16	3,309	3,233	3,284	3,239	3,341	3,389	3,416	3,333	3,370	3,377	3,215

Pad 264-1 Monthly Average BHP

Pad 264-1 Injectors [kPa]

	BHP [kPa]	BHP [kPa]	BHP [kPa]	BHP [kPa]	BHP [kPa]	BHP [kPa]	BHP [kPa]	BHP [kPa]	BHP [kPa]	BHP [kPa]	BHP [kPa]	BHP [kPa]
Surface Name	264-1-I01	264-1-I02	264-1-I03	264-1-I04	264-1-I05	264-1-I06	264-1-I07	264-1-I08	264-1-I09	264-1-I10	264-1-I11	264-1-I12
Date [mm/dd/yy]	264-1-I01	264-1-I02	264-1-I03	264-1-I04	264-1-I05	264-1-I06	264-1-I07	264-1-I08	264-1-I09	264-1-I10	264-1-I11	264-1-I12
Aug-15	2,637	2,638	2,376	2,502	2,429	2,406	2,408	2,371	2,591	2,343	N/A	2,389
Sep-15	3,155	3,155	3,149	3,140	3,143	3,135	3,142	3,147	3,148	3,159	N/A	3,145
Oct-15	3,186	3,186	3,179	3,171	3,167	3,173	3,173	3,174	3,172	3,174	N/A	3,178
Nov-15	3,226	3,389	3,371	3,211	3,204	3,204	3,151	3,193	3,169	3,217	N/A	3,224
Dec-15	3,387	3,335	3,395	3,287	3,316	3,372	3,302	3,267	3,354	3,301	N/A	3,384
Jan-16	3,392	3,391	3,397	3,389	3,374	3,387	3,354	3,384	3,385	3,396	N/A	3,394
Feb-16	3,415	3,414	3,408	3,414	3,421	3,411	3,397	3,399	3,371	3,421	N/A	3,416
Mar-16	3,610	3,624	3,621	3,628	3,628	3,628	3,331	3,639	3,237	3,628	N/A	3,609

Pad 264-1 Producers [kPa]

	BHP [kPa]	BHP [kPa]	BHP [kPa]	BHP [kPa]	BHP [kPa]	BHP [kPa]	BHP [kPa]	BHP [kPa]	BHP [kPa]	BHP [kPa]	BHP [kPa]	BHP [kPa]
Surface Name	264-1-P01	264-1-P02	264-1-P03	264-1-P04	264-1-P05	264-1-P06	264-1-P07	264-1-P08	264-1-P09	264-1-P10	264-1-P11	264-1-P12
Date [mm/dd/yy]	264-1-P01	264-1-P02	264-1-P03	264-1-P04	264-1-P05	264-1-P06	264-1-P07	264-1-P08	264-1-P09	264-1-P10	264-1-P11	264-1-P12
Aug-15	2,648	2,572	2,553	2,446	2,319	2,280	2,280	2,374	2,500	2,343	N/A	2,568
Sep-15	3,213	3,211	3,208	3,200	3,202	3,185	3,201	3,193	3,214	3,220	N/A	3,189
Oct-15	3,228	3,235	3,233	3,231	3,233	3,230	3,238	3,223	3,225	3,238	N/A	3,223
Nov-15	3,122	3,171	3,226	3,150	3,159	3,125	3,141	3,129	3,181	3,161	N/A	3,166
Dec-15	3,245	3,282	3,361	3,180	3,173	3,106	3,187	3,179	3,125	3,118	N/A	3,176
Jan-16	3,302	3,332	3,350	3,236	3,068	3,111	3,232	3,289	3,313	3,013	N/A	3,267
Feb-16	3,355	3,348	3,363	3,249	3,195	3,138	3,314	3,306	3,241	3,271	N/A	3,327
Mar-16	3,510	3,540	3,569	3,480	3,452	3,418	3,348	3,011	3,339	3,514	N/A	3,498

Pad 264-2 Monthly Average BHP

Pad 264-2 Injectors [kPa]

	BHP [kPa]	BHP [kPa]	BHP [kPa]	BHP [kPa]	BHP [kPa]	BHP [kPa]	BHP [kPa]	BHP [kPa]	BHP [kPa]	BHP [kPa]	BHP [kPa]
Surface Name	264-2-I01	264-2-I02	264-2-I03	264-2-I04	264-2-I05	264-2-I06	264-2-I07	264-2-I08	264-2-I09	264-2-I10	264-2-I11
Date [mm/dd/yy]	264-2-I01	264-2-I02	264-2-I03	264-2-I04	264-2-I05	264-2-I06	264-2-I07	264-2-I08	264-2-I09	264-2-I10	264-2-I11
Aug-15	2,458	2,455	2,490		2,363	2,357	2,346	2,365	2,422	2,455	2,570
Sep-15	3,156	3,054	3,163	3,075	3,151	3,145	3,151	3,143	3,152	3,154	3,152
Oct-15	3,214	3,239	3,212	3,118	3,244	3,206	3,203	3,211	3,211	3,216	3,220
Nov-15	3,259	2,990	2,502	3,214	3,237	3,178	3,175	3,199	3,240	3,227	3,241
Dec-15	3,291	3,300	3,300	3,260	3,277	3,284	3,264	3,283	3,144	3,263	3,283
Jan-16	3,297	3,288	3,284	3,288	3,277	3,292	3,295	3,283	2,178	3,296	3,298
Feb-16	3,311	3,105	2,942	3,310	3,315	3,316	3,306	3,306	2,227	3,229	3,317
Mar-16	3,513		2,213	3,523	3,524	3,527	3,528	3,539	3,299	3,534	3,527

Pad 264-2 Producers [kPa]

	BHP [kPa]	BHP [kPa]	BHP [kPa]	BHP [kPa]	BHP [kPa]	BHP [kPa]	BHP [kPa]	BHP [kPa]	BHP [kPa]	BHP [kPa]	BHP [kPa]
Surface Name	264-2-P01	264-2-P02	264-2-P03	264-2-P04	264-2-P05	264-2-P06	264-2-P07	264-2-P08	264-2-P09	264-2-P10	264-2-P11
Date [mm/dd/yy]	264-2-P01	264-2-P02	264-2-P03	264-2-P04	264-2-P05	264-2-P06	264-2-P07	264-2-P08	264-2-P09	264-2-P10	264-2-P11
Aug-15	2,489	2,512	2,395		2,354	2,371	2,361	2,454	2,404	2,428	2,499
Sep-15	3,211	3,104	3,215	1,765	3,196	3,202	3,204	3,203	3,202	3,204	3,199
Oct-15	3,259	3,209	3,221	3,184	3,251	3,248	3,256	3,254	3,245	3,252	3,254
Nov-15	3,156	3,020	2,675	3,265	3,086	3,142	3,147	3,114	3,086	3,088	3,157
Dec-15	3,177	3,195	3,180	3,186	3,112	3,077	3,066	3,287	3,122	3,029	3,030
Jan-16	3,221	3,263	3,250	3,231	3,105	3,091	3,081	2,945		3,006	3,003
Feb-16	3,216	2,980	3,041	3,136	3,131	3,107	2,986	3,230	2,526	3,082	3,043
Mar-16	3,408			3,181	3,316	3,331	3,258	3,299	3,267	3,297	3,267

Pad 264-3 Monthly Average BHP

Pad 264-3 Injectors [kPa]

	BHP [kPa]	BHP [kPa]	BHP [kPa]	BHP [kPa]	BHP [kPa]	BHP [kPa]	BHP [kPa]	BHP [kPa]	BHP [kPa]	BHP [kPa]	BHP [kPa]	BHP [kPa]
Surface Name	264-3-I01	264-3-I02	264-3-I03	264-3-I04	264-3-I05	264-3-I06	264-3-I07	264-3-I08	264-3-I09	264-3-I10	264-3-I11	264-3-I12
Date [mm/dd/yy]	264-3-I01	264-3-I02	264-3-I03	264-3-I04	264-3-I05	264-3-I06	264-3-I07	264-3-I08	264-3-I09	264-3-I10	264-3-I11	264-3-I12
Aug-15												
Sep-15												
Oct-15	2,392	2,425	2,410	2,373	2,495	2,510	2,532	2,688	2,520	2,470	2,571	2,435
Nov-15	3,124	3,174	3,123	3,126	3,124	3,173	3,125	3,171	3,124	3,173	3,173	3,173
Dec-15	3,181	3,178	3,172	3,181	3,168	3,173	3,179	3,173	3,179	3,166	3,176	3,178
Jan-16	3,270	2,960	3,261	3,264	3,258	3,227	3,257	3,208	3,269	2,577	3,239	3,218
Feb-16	3,299	3,305	3,273	3,312	3,300	3,296	3,268	3,300	3,310	3,292	3,302	3,298
Mar-16	3,510	3,506	3,508	3,442	3,511	3,503	3,129	3,497	3,502	3,286	3,506	3,510

Pad 264-3 Producers [kPa]

	BHP [kPa]	BHP [kPa]	BHP [kPa]	BHP [kPa]	BHP [kPa]	BHP [kPa]	BHP [kPa]	BHP [kPa]	BHP [kPa]	BHP [kPa]	BHP [kPa]	BHP [kPa]
Surface Name	264-3-P01	264-3-P02	264-3-P03	264-3-P04	264-3-P05	264-3-P06	264-3-P07	264-3-P08	264-3-P09	264-3-P10	264-3-P11	264-3-P12
Date [mm/dd/yy]	264-3-P01	264-3-P02	264-3-P03	264-3-P04	264-3-P05	264-3-P06	264-3-P07	264-3-P08	264-3-P09	264-3-P10	264-3-P11	264-3-P12
Aug-15												
Sep-15												
Oct-15	2,380	2,558	2,440	2,323	2,356	2,384	2,448	2,270	2,342	2,343	2,306	2,434
Nov-15	3,107	2,919	3,136	3,138	3,140	2,946	3,139	2,947	3,138	2,944	2,945	2,945
Dec-15	3,142	2,521	3,148	3,142	3,142	2,515	3,130	2,519	3,156	2,844	2,574	2,547
Jan-16	3,214	2,840	3,209	3,202	3,201	2,814	3,208	2,801	3,219	2,504	2,872	2,845
Feb-16	3,175	2,992	3,099	3,120	2,962	3,048	3,035	2,925	3,097	3,118	3,052	2,913
Mar-16	3,371	3,084	3,273	3,145	3,163	3,221	3,195	2,972	3,364	3,061	3,152	3,152

Pad 265-2 Monthly Average BHP

Pad 265-2 Injectors [kPa]

	BHP [kPa]	BHP [kPa]	BHP [kPa]	BHP [kPa]	BHP [kPa]	BHP [kPa]	BHP [kPa]	BHP [kPa]	BHP [kPa]	BHP [kPa]	BHP [kPa]	BHP [kPa]
Surface Name	265-2-I01	265-2-I02	265-2-I03	265-2-I04	265-2-I05	265-2-I06	265-2-I07	265-2-I08	265-2-I09	265-2-I10	265-2-I11	265-2-I12
Date [mm/dd/yy]	265-2-I01	265-2-I02	265-2-I03	265-2-I04	265-2-I05	265-2-I06	265-2-I07	265-2-I08	265-2-I09	265-2-I10	265-2-I11	265-2-I12
Aug-15												
Sep-15												
Oct-15	2,412	2,298	2,133	2,005	2,179	2,062	2,054	2,022	2,011	2,077	2,270	2,100
Nov-15	2,784	2,786	2,865	2,577	2,565	2,741	2,747	2,670	2,691	2,643	2,727	2,726
Dec-15	3,225	3,223	3,218	3,220	3,212	3,209	3,208	3,199	3,211	3,234	3,222	3,213
Jan-16	3,388	3,384	3,389	3,380	3,384	3,387	3,383	3,375	3,383	3,386	3,382	3,379
Feb-16	3,358	3,364	3,383	3,361	3,356	3,360	3,368	3,387	3,344	3,304	3,369	3,371
Mar-16	3,525	3,489	3,393	3,423	3,456	3,544	3,448	3,509	3,411	3,562	3,444	3,347

Pad 265-2 Producers [kPa]

	BHP [kPa]	BHP [kPa]	BHP [kPa]	BHP [kPa]	BHP [kPa]	BHP [kPa]	BHP [kPa]	BHP [kPa]	BHP [kPa]	BHP [kPa]	BHP [kPa]	BHP [kPa]
Surface Name	265-2-P01	265-2-P02	265-2-P03	265-2-P04	265-2-P05	265-2-P06	265-2-P07	265-2-P08	265-2-P09	265-2-P10	265-2-P11	265-2-P12
Date [mm/dd/yy]	265-2-P01	265-2-P02	265-2-P03	265-2-P04	265-2-P05	265-2-P06	265-2-P07	265-2-P08	265-2-P09	265-2-P10	265-2-P11	265-2-P12
Aug-15												
Sep-15												
Oct-15	1,958	1,796	1,703	1,830	1,843	1,812	1,822	1,847	1,814	1,800	1,806	1,756
Nov-15	2,736	2,803	2,698	2,506	2,641	2,699	2,720	2,751	2,743	2,600	2,771	2,669
Dec-15	3,288	3,290	3,277	3,275	3,278	3,272	3,274	3,200	3,264	3,266	3,280	3,264
Jan-16	3,381	3,383	3,385	3,380	3,382	3,375	3,381	3,345	3,335	3,383	3,380	3,378
Feb-16	3,257	3,261	3,272	3,258	3,255	3,236	3,266	3,364	3,277	3,286	3,286	3,254
Mar-16	3,297	3,304	3,242	3,307	3,332	3,303	3,299	3,275	3,346	3,346	3,363	3,193